

## Printed-circuit board connector - FK-MCP 1,5/ 8-STF-3,81 - 1851290

Please be informed that the data shown in this PDF Document is generated from our Online Catalog. Please find the complete data in the user's documentation. Our General Terms of Use for Downloads are valid (<http://phoenixcontact.com/download>)

PCB connector, nominal current: 8 A, rated voltage (III/2): 160 V, nominal cross section: 1.5 mm<sup>2</sup>, number of positions: 8, pitch: 3.81 mm, connection method: Push-in spring connection, color: green, contact surface: Tin




The figure shows a 10-position version of the product

### Your advantages

- Time saving push-in connection, tools not required
- Defined contact force ensures that contact remains stable over the long term
- Intuitive use through colour coded actuation lever
- Screwable flange for superior mechanical stability
- Quick and convenient testing using integrated test option



### Key Commercial Data

|                        |   |
|------------------------|---|
| Packing unit           | 50 pc   |
| Minimum order quantity | 50 pc   |
| GTIN                   | <br>4 017918 110109 |
| GTIN                   | 4017918110109   |

### Technical data

#### Item properties

|                           |                           |
|---------------------------|---------------------------|
| Brief article description | PCB connector             |
| Plug-in system            | MINI COMBICON             |
| Type of contact           | Female connector          |
| Range of articles         | FK-MCP 1,5/...STF         |
| Pitch                     | 3.81 mm                   |
| Number of positions       | 8                         |
| Connection method         | Push-in spring connection |
| Locking                   | Screw flange              |
| Number of levels          | 1                         |

# Printed-circuit board connector - FK-MCP 1,5/ 8-STF-3,81 - 1851290

## Technical data

### Item properties

|                       |   |
|-----------------------|---|
| Number of connections | 8 |
| Number of potentials  | 8 |

### Electrical parameters

|                             |        |
|-----------------------------|--------|
| Nominal current             | 8 A    |
| Nom. voltage                | 160 V  |
| Rated voltage               | 160 V  |
| Rated voltage (III/2)       | 160 V  |
| Rated voltage (II/2)        | 320 V  |
| Rated surge voltage (III/3) | 2.5 kV |
| Rated surge voltage (III/2) | 2.5 kV |
| Rated surge voltage (II/2)  | 2.5 kV |

### Connection capacity

|   |   |
|---|---|
| Connection method   | Push-in spring connection                     |
| pluggable   | Yes   |
| Conductor cross section solid   | 0.14 mm <sup>2</sup> ... 1.5 mm <sup>2</sup>  |
| Conductor cross section flexible                                      | 0.14 mm <sup>2</sup> ... 1.5 mm <sup>2</sup>  |
| Conductor cross section AWG / kcmil                                   | 26 ... 16                                     |
| Conductor cross section flexible, with ferrule without plastic sleeve | 0.25 mm <sup>2</sup> ... 1.5 mm <sup>2</sup>  |
| Conductor cross section, flexible, with ferrule, with plastic sleeve  | 0.25 mm <sup>2</sup> ... 0.75 mm <sup>2</sup> |
| Cylindrical gauge a x b / diameter                                    | 2.4 mm x 1.5 mm / -                           |
| Stripping length  | 9 mm  |

### Specifications for ferrules

|  |  |
|--|--|
| Recommended crimping pliers                                  | 1212034 CRIMPFOX 6   |
| Ferrules without insulating collar, according to DIN 46228-1 | Cross section: 0.25 mm <sup>2</sup> ; Length: 7 mm           |
|  | Cross section: 0.34 mm <sup>2</sup> ; Length: 7 mm           |
|  | Cross section: 0.5 mm <sup>2</sup> ; Length: 8 mm ... 10 mm  |
|  | Cross section: 0.75 mm <sup>2</sup> ; Length: 8 mm ... 10 mm |
|  | Cross section: 1 mm <sup>2</sup> ; Length: 8 mm ... 10 mm    |
|  | Cross section: 1.5 mm <sup>2</sup> ; Length: 10 mm           |
| Recommended crimping pliers                                  | 1212034 CRIMPFOX 6   |
| Ferrules with insulating collar, according to DIN 46228-4    | Cross section: 0.14 mm <sup>2</sup> ; Length: 8 mm           |
|  | Cross section: 0.25 mm <sup>2</sup> ; Length: 8 mm           |
|  | Cross section: 0.34 mm <sup>2</sup> ; Length: 8 mm           |
|  | Cross section: 0.5 mm <sup>2</sup> ; Length: 8 mm ... 10 mm  |
|  | Cross section: 0.75 mm <sup>2</sup> ; Length: 10 mm          |

### Flange specifications

|                 |               |
|-----------------|---------------|
| Type of locking | Screw locking |
| Mounting flange | Screw flange  |
| Torque          | 0.3 Nm        |

# Printed-circuit board connector - FK-MCP 1,5/ 8-STF-3,81 - 1851290

## Technical data

### Material data - contact

|  |   |
|--|---|
| Note                                     | WEEE/RoHS-compliant, free of whiskers according to IEC 60068-2-82/ JEDEC JESD 201 |
| Contact material                         | Cu alloy  |
| Surface characteristics                  | hot-dip tin-plated  |
| Metal surface terminal point (top layer) | Tin (4 - 8 µm Sn)   |
| Metal surface contact area (top layer)   | Tin (4 - 8 µm Sn)   |

### Material data - housing

|   |              |
|---|--------------|
| Housing color   | green (6021) |
| Insulating material   | PA           |
| Insulating material group   | I            |
| CTI according to IEC 60112  | 600          |
| Flammability rating according to UL 94                            | V0           |
| Glow wire flammability index GWFI according to EN 60695-2-12      | 850          |
| Glow wire ignition temperature GWIT according to EN 60695-2-13    | 775          |
| Temperature for the ball pressure test according to EN 60695-10-2 | 125 °C       |

### Material data – actuating element

|  |     |
|--|-----|
| Insulating material                    | POM |
| CTI according to IEC 60112             | 600 |
| Flammability rating according to UL 94 | HB  |

### Dimensions for the product

|                             |          |
|-----------------------------|----------|
| Length [ l ]                | 20.8 mm  |
| Width [ w ]                 | 40.87 mm |
| Height [ h ]                | 12.4 mm  |
| Pitch                       | 3.81 mm  |
| Height (without solder pin) | 12.4 mm  |

### Packaging information

|                            |                     |
|----------------------------|---------------------|
| Type of packaging          | packed in cardboard |
| Pieces per package         | 50                  |
| Denomination packing units | Pcs.                |

### Ambient conditions

|   |   |
|---|---|
| Ambient temperature (storage/transport) | -40 °C ... 70 °C                                    |
| Ambient temperature (assembly)          | -5 °C ... 100 °C                                    |
| Ambient temperature (operation)         | -40 °C ... 100 °C (dependent on the derating curve) |

### Termination and connection method

|  |   |
|--|---|
| Conductor connection test              | The stripped-off ends of the largest conductor can be completely inserted in the opening of the terminal point without using excessive force. |
| Test result                            | Test passed   |
| Test – repeated connection and release | IEC 60999-1:1999-11   |

# Printed-circuit board connector - FK-MCP 1,5/ 8-STF-3,81 - 1851290

## Technical data

### Termination and connection method

|  |                     |
|--|---------------------|
|  | Test passed         |
| Test for conductor damage and slackening | IEC 60999-1:1999-11 |
|  | Test passed         |

### Pull-out test

|  |  |
|--|--|
| Pull-out test  | IEC 60999-1:1999-11                      |
|  | Test passed                              |
| Conductor cross section / conductor type / tensile force | 0.14 mm <sup>2</sup> / solid / > 10 N    |
|  | 0.14 mm <sup>2</sup> / flexible / > 10 N |
|  | 1.5 mm <sup>2</sup> / solid / > 40 N     |
|  | 1.5 mm <sup>2</sup> / flexible / > 40 N  |

### Mechanical tests according to standard

|                                     |                        |
|-------------------------------------|------------------------|
| Test specification                  | IEC 61984              |
| Visual inspection                   | IEC 60512-1-1:2002-02  |
| Dimension check                     | IEC 60512-1-2:2002-02  |
| Resistance of inscriptions          | IEC 60068-2-70:1995-12 |
| Insertion and withdrawal force      | IEC 60512-13-2:2006-02 |
| No. of cycles                       | 25                     |
| Insertion strength per pos. approx. | 8 N                    |
| Withdraw strength per pos. approx.  | 6 N                    |
| Polarization and coding             | IEC 60512-13-5:2006-02 |
| Contact holder in insert            | IEC 60512-15-1:2008-05 |
| Test force per pos.                 | 25 N                   |

### Air clearances and creepage distances

|   |                     |
|---|---------------------|
| Clearances and creepage distances               | IEC 60664-1:2007-04 |
| Specification                                   | IEC 60664-1:2007-04 |
| Minimum clearance - inhomogeneous field (III/3) | 1.5 mm              |
| Minimum clearance - inhomogeneous field (III/2) | 1.5 mm              |
| Minimum clearance - inhomogeneous field (II/2)  | 1.5 mm              |
| Minimum creepage distance value (III/3)         | 2 mm                |
| Minimum creepage distance value (III/2)         | 1.5 mm              |
| Minimum creepage distance value (II/2)          | 1.6 mm              |

### Electrical tests - Function

|               |                     |
|---------------|---------------------|
| Specification | IEC 60999-1:1999-11 |
|---------------|---------------------|

### Temperature cycles

|                                      |                     |
|--------------------------------------|---------------------|
| Specification                        | IEC 60999-1:1999-11 |
| Test current (minimum cross section) | 4 A DC              |
| Test current (maximum cross section) | 8 A DC              |
| Temperature cycles                   | 192                 |

# Printed-circuit board connector - FK-MCP 1,5/ 8-STF-3,81 - 1851290

## Technical data

### Current carrying capacity / derating curves

|                  |  |
|------------------|--|
| Caption          | Type: FK-MCP 1,5/...-STF-3,81 with MC 1,5/...-GF-3,81 P... THR |
| Specification    | IEC 61984:2008-10  |
| Reduction factor | 0.8  |
| Note             | Representation based on IEC 60512-5-2:2002-02                  |
|                  | For number of positions, see diagram                           |

### Mechanical tests (A)

|  |             |
|--|-------------|
| Test specification                           | IEC 61984   |
| Insertion strength per pos. approx.          | 8 N         |
| Withdraw strength per pos. approx.           | 6 N         |
| Polarization when inserted requirement >20 N | Test passed |
| Contact holder in insert requirements >20 N  | Test passed |

### Durability tests (B)

|  |                       |
|--|-----------------------|
| Specification                                | IEC 60512-9-1:2010-03 |
| Contact resistance R <sub>1</sub>            | 1.4 mΩ                |
| Insertion/withdrawal cycles                  | 25                    |
| Contact resistance R <sub>2</sub>            | 1.5 mΩ                |
| Impulse withstand voltage at sea level       | 2.95 kV               |
| Power-frequency withstand voltage            | 1.39 kV               |
| Insulation resistance, neighboring positions | > 5 TΩ                |

### Thermal tests (C)

|   |                       |
|---|-----------------------|
| Specification                                   | IEC 60512-5-1:2002-02 |
| Number of positions                             | 20                    |
| Conductor cross section                         | 1.5 mm <sup>2</sup>   |
| Test current                                    | 8 A DC                |
| Upper limiting temperature requirements <100 °C | Test passed           |

### Climatic tests (D)

|  |   |
|--|---|
| Specification                          | ISO 6988:1985-02  |
| Cold stress                            | -40 °C/2 h  |
| Thermal stress                         | 100 °C/168 h  |
| Corrosive stress                       | 0.2 dm <sup>3</sup> SO <sub>2</sub> on 300 dm <sup>3</sup> /40 °C/1 cycle |
| Impulse withstand voltage at sea level | 2.95 kV   |
| Power-frequency withstand voltage      | 1.39 kV   |

### Environmental and durability tests (E)

|                                       |                                     |
|---------------------------------------|-------------------------------------|
| Specification                         | IEC 61984:2008-10                   |
| Result, degree of protection, IP code | Finger safety with IP20 test finger |

### Environmental Product Compliance

|            |   |
|------------|---|
| China RoHS | Environmentally friendly use period: unlimited = EFUP-e |
|------------|---|

# Printed-circuit board connector - FK-MCP 1,5/ 8-STF-3,81 - 1851290

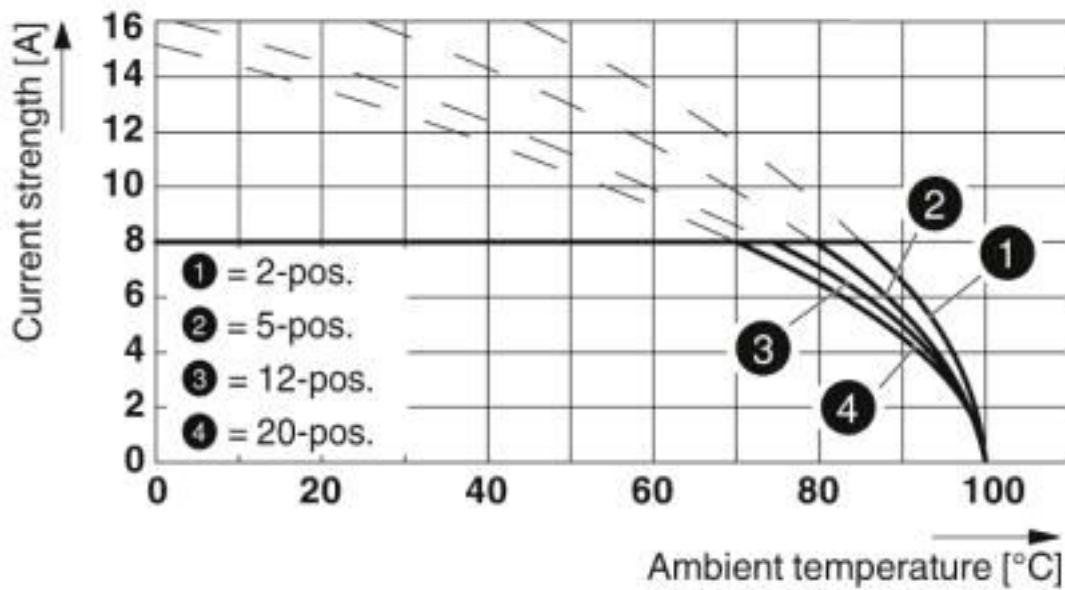
## Technical data

### Environmental Product Compliance

|  |  |
|--|--|
|  | No hazardous substances above threshold values |
|--|--|

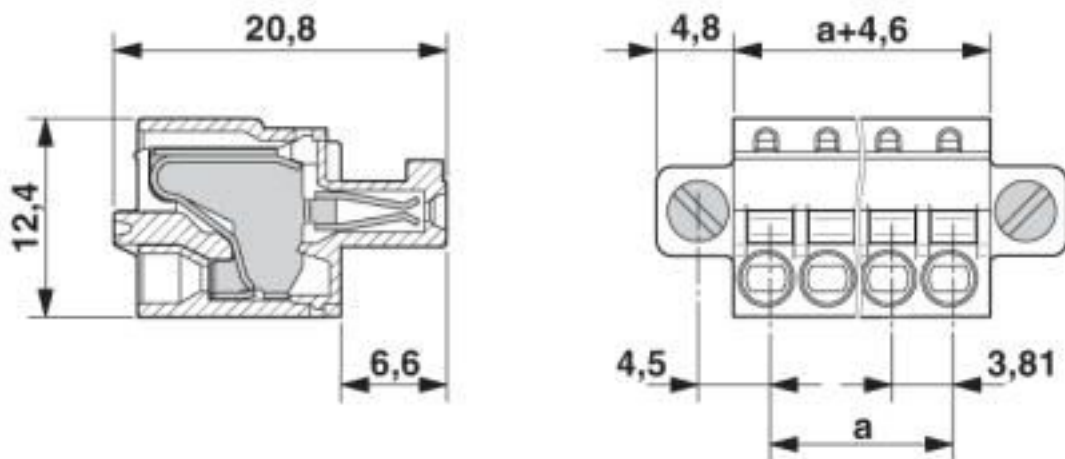
## Drawings

Diagram



Type: FK-MCP 1,5/...-ST(F)-3,81 with MC 1,5/...-G(F)-3,81 P.. THR(R..)

Dimensional drawing



# Printed-circuit board connector - FK-MCP 1,5/ 8-STF-3,81 - 1851290

## Classifications

### eCl@ss

|               |          |
|---------------|----------|
| eCl@ss 10.0.1 | 27440309 |
| eCl@ss 4.0    | 27260700 |
| eCl@ss 4.1    | 27260700 |
| eCl@ss 5.0    | 27260700 |
| eCl@ss 5.1    | 27260700 |
| eCl@ss 6.0    | 27260700 |
| eCl@ss 7.0    | 27440309 |
| eCl@ss 8.0    | 27440309 |
| eCl@ss 9.0    | 27440309 |

### ETIM

|          |          |
|----------|----------|
| ETIM 3.0 | EC001121 |
| ETIM 4.0 | EC002638 |
| ETIM 5.0 | EC002638 |
| ETIM 6.0 | EC002638 |
| ETIM 7.0 | EC002638 |

### UNSPSC

|               |          |
|---------------|----------|
| UNSPSC 6.01   | 30211810 |
| UNSPSC 7.0901 | 39121409 |
| UNSPSC 11     | 39121409 |
| UNSPSC 12.01  | 39121409 |
| UNSPSC 13.2   | 39121409 |
| UNSPSC 18.0   | 39121409 |
| UNSPSC 19.0   | 39121409 |
| UNSPSC 20.0   | 39121409 |
| UNSPSC 21.0   | 39121409 |

## Approvals

### Approvals

---

#### Approvals

CSA / IECCEB CB Scheme / VDE Gutachten mit Fertigungsüberwachung / EAC / cULus Recognized

---

#### Ex Approvals

---

### Approval details

# Printed-circuit board connector - FK-MCP 1,5/ 8-STF-3,81 - 1851290

## Approvals

|                            |       |   |       |
|----------------------------|-------|---|-------|
| CSA                        |       | <a href="http://www.csagroup.org/services-industries/product-listing/">http://www.csagroup.org/services-industries/product-listing/</a> | 13631 |
|                            |       | B   |       |
| Nominal voltage UN         | 300 V |   |       |
| Nominal current IN         | 8 A   |   |       |
| mm <sup>2</sup> /AWG/kcmil | 28-16 |   |       |

|                            |         |   |                |
|----------------------------|---------|---|----------------|
| IECEE CB Scheme            |         | <a href="http://www.iecee.org/">http://www.iecee.org/</a> | DE1-60987-B1B2 |
|                            |         |   |                |
| Nominal voltage UN         | 160 V   |   |                |
| Nominal current IN         | 8 A     |   |                |
| mm <sup>2</sup> /AWG/kcmil | 0.2-1.5 |   |                |

|   |         |   |          |
|---|---------|---|----------|
| VDE Gutachten mit Fertigungsüberwachung |         | <a href="http://www2.vde.com/de/Institut/Online-Service/VDE-gepruefteProdukte/Seiten/Online-Suche.aspx">http://www2.vde.com/de/Institut/Online-Service/VDE-gepruefteProdukte/Seiten/Online-Suche.aspx</a> | 40011723 |
|   |         |   |          |
| Nominal voltage UN                      | 160 V   |   |          |
| Nominal current IN                      | 8 A     |   |          |
| mm <sup>2</sup> /AWG/kcmil              | 0.2-1.5 |   |          |

|     |  |  |         |
|-----|--|--|---------|
| EAC |  |  | B.01687 |
|-----|--|--|---------|

|                            |       |   |                 |
|----------------------------|-------|---|-----------------|
| cULus Recognized           |       | <a href="http://database.ul.com/cgi-bin/XYV/template/LISEXT/1FRAME/index.htm">http://database.ul.com/cgi-bin/XYV/template/LISEXT/1FRAME/index.htm</a> | E60425-19920306 |
|                            |       | B   |                 |
| Nominal voltage UN         | 300 V |   |                 |
| Nominal current IN         | 8 A   |   |                 |
| mm <sup>2</sup> /AWG/kcmil | 28-16 |   |                 |

## Accessories

Accessories

Crimping tool



## Printed-circuit board connector - FK-MCP 1,5/ 8-STF-3,81 - 1851290

### Accessories

Crimping pliers - CRIMPFOX 6 - 1212034



Crimping pliers, for ferrules without insulating collar according to DIN 46228 Part 1 and ferrules with insulating collar according to DIN 46228 Part 4, 0.25 mm<sup>2</sup> ... 6.0 mm<sup>2</sup>, lateral entry, trapezoidal crimp

---

### Labeled terminal marker

Marker card - SK 3,81/2,8:FORTL.ZAHLEN - 0804109



Marker card, Card, white, labeled, horizontal: consecutive numbers 1 ... 10, 11 ... 20, etc. up to 91 ... (99)100, mounting type: adhesive, for terminal block width: 3.81 mm, lettering field size: 3.81 x 2.8 mm

---

### Screwdriver tools

Screwdriver - SZS 0,4X2,5 VDE - 1205037



Screwdriver, slot-headed, VDE insulated, size: 0.4 x 2.5 x 80 mm, 2-component grip, with non-slip grip

---

### Additional products

Printed-circuit board connector - MCV 1,5/ 8-GF-3,81 P14 THR - 1707272



PCB headers, nominal current: 8 A, rated voltage (III/2): 160 V, nominal cross section: 1.5 mm<sup>2</sup>, number of positions: 8, pitch: 3.81 mm, color: black, contact surface: Tin, mounting: THR soldering, pin layout: Linear pinning, solder pin [P]: 1.4 mm, User information and design recommendations for through hole reflow technology can be found under: Downloads

Printed-circuit board connector - MCV 1,5/ 8-GF-3,81 P26 THR - 1707696



PCB headers, nominal current: 8 A, rated voltage (III/2): 160 V, nominal cross section: 1.5 mm<sup>2</sup>, number of positions: 8, pitch: 3.81 mm, color: black, contact surface: Tin, mounting: THR soldering, pin layout: Linear pinning, solder pin [P]: 2.6 mm, User information and design recommendations for through hole reflow technology can be found under: Downloads

## Printed-circuit board connector - FK-MCP 1,5/ 8-STF-3,81 - 1851290

### Accessories

#### Feed-through header - MCV 1,5/ 8-GF-3,81 P26 THRR56 - 1713402



PCB headers, nominal current: 8 A, rated voltage (III/2): 160 V, nominal cross section: 1.5 mm<sup>2</sup>, number of positions: 8, pitch: 3.81 mm, color: black, contact surface: Tin, mounting: THR soldering, pin layout: Linear pinning, solder pin [P]: 2.6 mm, User information and design recommendations for through hole reflow technology can be found under: Downloads

#### Printed-circuit board connector - MC 1,5/ 8-GF-3,81 P20 THRR56 - 1782080



PCB headers, nominal current: 8 A, rated voltage (III/2): 160 V, nominal cross section: 1.5 mm<sup>2</sup>, number of positions: 8, pitch: 3.81 mm, color: black, contact surface: Tin, mounting: THR soldering, pin layout: Linear pinning, solder pin [P]: 2 mm

#### Feed-through header - SMC 1,5/ 8-GF-3,81 - 1827486



PCB headers, nominal current: 8 A, rated voltage (III/2): 160 V, nominal cross section: 1.5 mm<sup>2</sup>, number of positions: 8, pitch: 3.81 mm, color: green, contact surface: Tin, mounting: Wave soldering, pin layout: Linear pinning, solder pin [P]: 3.4 mm

#### Printed-circuit board connector - MC 1,5/ 8-GF-3,81 - 1827923



PCB headers, nominal current: 8 A, rated voltage (III/2): 160 V, nominal cross section: 1.5 mm<sup>2</sup>, number of positions: 8, pitch: 3.81 mm, color: green, contact surface: Tin, mounting: Wave soldering, pin layout: Linear pinning, solder pin [P]: 3.4 mm

#### Feed-through header - MCD 1,5/ 8-GF-3,81 - 1830169



PCB headers, nominal current: 8 A, rated voltage (III/2): 160 V, nominal cross section: 1.5 mm<sup>2</sup>, number of positions: 8, pitch: 3.81 mm, color: green, contact surface: Tin, mounting: Wave soldering, pin layout: Linear pinning, solder pin [P]: 3.5 mm, In combination with MCV plug components, both an MCVW and an MCVR plug must be used.

## Printed-circuit board connector - FK-MCP 1,5/ 8-STF-3,81 - 1851290

### Accessories

#### Feed-through header - MCDV 1,5/ 8-GF-3,81 - 1830318



PCB headers, nominal current: 8 A, rated voltage (III/2): 160 V, nominal cross section: 1.5 mm<sup>2</sup>, number of positions: 8, pitch: 3.81 mm, color: green, contact surface: Tin, mounting: Wave soldering, pin layout: Linear pinning, solder pin [P]: 3.4 mm, In combination with MCV plug components, both an MCVW and an MCVR plug must be used.

#### Printed-circuit board connector - MCV 1,5/ 8-GF-3,81 - 1830651



PCB headers, nominal current: 8 A, rated voltage (III/2): 160 V, nominal cross section: 1.5 mm<sup>2</sup>, number of positions: 8, pitch: 3.81 mm, color: green, contact surface: Tin, mounting: Wave soldering, pin layout: Linear pinning, solder pin [P]: 3.4 mm

#### Feed-through header - MCDV 1,5/ 8-G1F-3,81 - 1842827



PCB headers, nominal current: 8 A, rated voltage (III/2): 160 V, nominal cross section: 1.5 mm<sup>2</sup>, number of positions: 8, pitch: 3.81 mm, color: green, contact surface: Tin, mounting: Wave soldering, pin layout: Linear pinning, solder pin [P]: 3.4 mm, In combination with MCV plug components, both an MCVW and an MCVR plug must be used.

#### Printed-circuit board connector - MCD 1,5/ 8-G1F-3,81 - 1842979



PCB headers, nominal current: 8 A, rated voltage (III/2): 160 V, nominal cross section: 1.5 mm<sup>2</sup>, number of positions: 8, pitch: 3.81 mm, color: green, contact surface: Tin, mounting: Wave soldering, pin layout: Linear pinning, solder pin [P]: 3.5 mm, In combination with MCV plug components, both an MCVW and an MCVR plug must be used.

#### Feed-through header - EMCV 1,5/ 8-GF-3,81 - 1879340



PCB headers, nominal current: 8 A, rated voltage (III/2): 160 V, nominal cross section: 1.5 mm<sup>2</sup>, number of positions: 8, pitch: 3.81 mm, color: green, contact surface: Tin, mounting: Press-in technology, pin layout: Linear pinning, solder pin [P]: 3.8 mm

## Printed-circuit board connector - FK-MCP 1,5/ 8-STF-3,81 - 1851290

### Accessories

Feed-through header - EMC 1,5/ 8-GF-3,81 - 1897005

PCB headers, nominal current: 8 A, rated voltage (III/2): 160 V, nominal cross section: 1.5 mm<sup>2</sup>, number of positions: 8, pitch: 3.81 mm, color: green, contact surface: Tin, mounting: Press-in technology, pin layout: Linear pinning, solder pin [P]: 3.5 mm



Feed-through header - MC 1,5/ 8-GF-3,81 THT - 1909090

PCB headers, number of positions: 8, pitch: 3.81 mm, color: black, contact surface: Tin, pin layout: Linear pinning, solder pin [P]: 3.4 mm, User information and design recommendations for through hole reflow technology can be found under: Downloads



Feed-through header - MC 1,5/ 8-GF-3,81 THT-R56 - 1996595



PCB headers, number of positions: 8, pitch: 3.81 mm, color: black, contact surface: Tin, pin layout: Linear pinning, User information and design recommendations for through hole reflow technology can be found under: Downloads

Phoenix Contact 2020 © - all rights reserved  
<http://www.phoenixcontact.com>

PHOENIX CONTACT GmbH & Co. KG  
Flachsmarktstr. 8  
32825 Blomberg  
Germany  
Tel. +49 5235 300  
Fax +49 5235 3 41200  
<http://www.phoenixcontact.com>

## X-ON Electronics

Largest Supplier of Electrical and Electronic Components

*Click to view similar products for [Pluggable Terminal Blocks](#) category:*

*Click to view products by [Phoenix Contact](#) manufacturer:*

Other Similar products are found below :

[57.510.0053](#) [MC 1.5/ 6-ST-3.5 GY AU](#) [734-104](#) [734-302](#) [8-141-P](#) [8426620000](#) [860505](#) [860516](#) [860810](#) [GBPACX-12](#) [93.731.4953.0](#) [PV05-5,08-K](#) [PVP02-5,00](#) [PVP03-3,50](#) [PVP04-3,50](#) [PVS02-5,00](#) [1-1986160-3](#) [1377680000](#) [1531000000](#) [1546228-5](#) [ELFH16150](#) [ELFP03110](#) [ELFP10210](#) [ELFT06250](#) [ELVP03100](#) [1700101](#) [1700410](#) [1700425](#) [1702246](#) [1705229](#) [1710175](#) [1714537](#) [1717806](#) [1719600](#) [1728941](#) [1734692](#) [1734795](#) [1736036](#) [1740194](#) [1740291](#) [1740628](#) [1740990](#) [1746952](#) [1750207](#) [1752441](#) [1752865](#) [1754115](#) [1754144](#) [1756913](#) [1760051](#)