

Panel mounting frames - VC-AR1/2M - 1852972

Please be informed that the data shown in this PDF Document is generated from our Online Catalog. Please find the complete data in the user's documentation. Our General Terms of Use for Downloads are valid (<http://phoenixcontact.com/download>)



Panel mounting frame, without PE, for contact insert modules, type 1, number of insert modules 2


Panel mounting frame, size VC-1

Your advantages

- Compact design
- Proven COMBICON technology
- Universal connection
- Can be keyed to prevent incorrect connection



Key Commercial Data

Packing unit	5 pc
Minimum order quantity	5 pc
GTIN	 4 017918 133733
GTIN	4017918133733

Technical data

General

Note	2 x 1852862 VC-AF for each connector
Size	VC1

Ambient conditions

Ambient temperature (operation)	-40 °C ... 125 °C
---------------------------------	-------------------

Material data

Housing material	PA
------------------	----

Standards and Regulations

Halogen-free	no
Flammability rating according to UL 94	V0

Panel mounting frames - VC-AR1/2M - 1852972

Technical data

Standards and Regulations

Safety note	WARNING: The connectors may not be plugged in or disconnected under load. Ignoring the warning or improper use may damage persons and/or property.
	<ul style="list-style-type: none"> • WARNING: Commission properly functioning products only. The products must be regularly inspected for damage. Decommission defective products immediately. Replace damaged products. Repairs are not possible.
	<ul style="list-style-type: none"> • WARNING: Only electrically qualified personnel may install and operate the product. They must observe the following safety notes. The qualified personnel must be familiar with the basics of electrical engineering. They must be able to recognize and prevent danger. The relevant symbol on the packaging indicates that only personnel familiar with electrical engineering are allowed to install and operate the product.
	<ul style="list-style-type: none"> • The products are suitable for applications in plant, controller, and electrical device engineering.
	<ul style="list-style-type: none"> • When operating the connectors in outdoor applications, they must be separately protected against environmental influences.
	<ul style="list-style-type: none"> • Assembled products may not be manipulated or improperly opened.
	<ul style="list-style-type: none"> • Only use mating connectors that are specified in the technical data of the standards listed (e.g. the ones listed in the product accessories online at phoenixcontact.com/products).
	<ul style="list-style-type: none"> • When using the product in direct connection with third-party manufacturers, the user is responsible.
	<ul style="list-style-type: none"> • For operating voltages > 50 V AC, conductive connector housings must be grounded
	<ul style="list-style-type: none"> • Ensure that the protective or functional ground has been properly connected.
	<ul style="list-style-type: none"> • VDE 0100/1.97 § 411.1.3.2 and DIN EN 60 204/11.98 § 14.1.3 are applicable when combining several circuits in a cable and/or connector
	<ul style="list-style-type: none"> • Observe the corresponding technical data. You will find information: <ul style="list-style-type: none"> o On the product o On the packing label o In the supplied documentation o Online at phoenixcontact.com/products under the product
	<ul style="list-style-type: none"> • Only use tools recommended by Phoenix Contact
	<ul style="list-style-type: none"> • The installation notes/Design In documents online on the download page at phoenixcontact.com/products must be observed for this product.
	<ul style="list-style-type: none"> • Use a protective cap to protect connectors that are not in use. The suitable accessories are available online in the accessory section of the product at phoenixcontact.com/products
	<ul style="list-style-type: none"> • Operate the connector only when it is fully plugged in.
	<ul style="list-style-type: none"> • Ensure that when laying the cable, the tensile load on the connectors does not exceed the upper limit specified in the standards.
	<ul style="list-style-type: none"> • Observe the minimum bending radius of the cable. Lay the cable without twisting it.

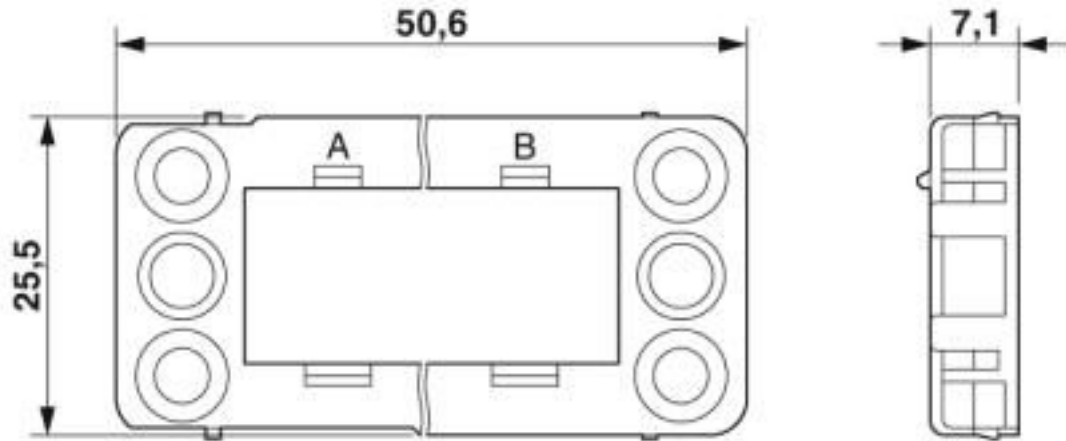
Environmental Product Compliance

China RoHS	Environmentally friendly use period: unlimited = EFUP-e
	No hazardous substances above threshold values

Panel mounting frames - VC-AR1/2M - 1852972

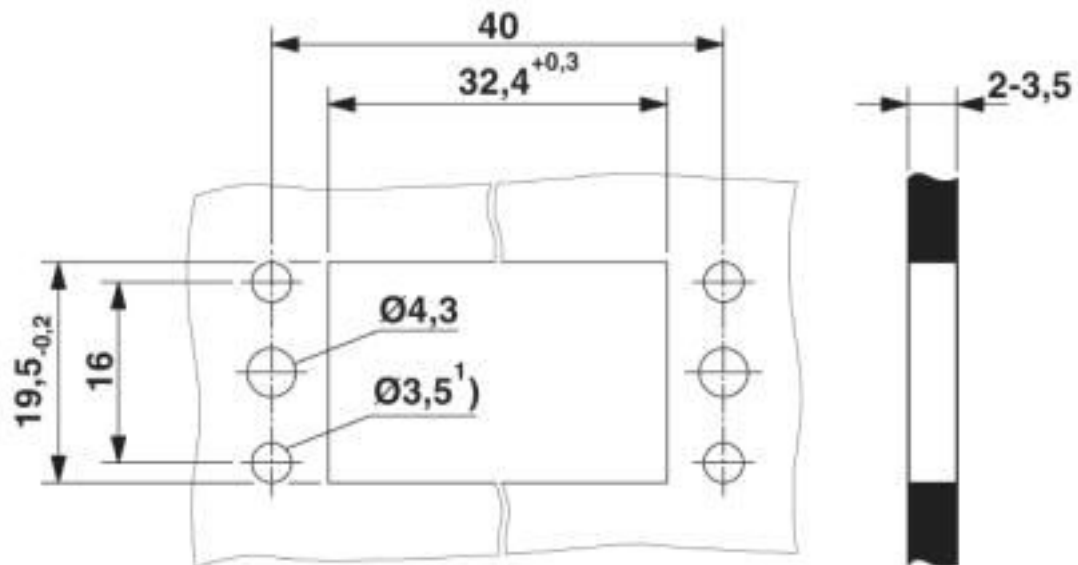
Drawings

Dimensional drawing



Panel mounting frame dimensional drawing

Dimensional drawing



Housing cutout

Classifications

eCl@ss

eCl@ss 10.0.1	27440210
eCl@ss 4.0	27140800
eCl@ss 4.1	27140800
eCl@ss 5.0	27371200

Panel mounting frames - VC-AR1/2M - 1852972

Classifications

eCl@ss

eCl@ss 5.1	27371200
eCl@ss 6.0	27261200
eCl@ss 7.0	27440210
eCl@ss 8.0	27440210
eCl@ss 9.0	27440210

ETIM

ETIM 2.0	EC000437
ETIM 3.0	EC000437
ETIM 4.0	EC000437
ETIM 5.0	EC002310
ETIM 6.0	EC002310
ETIM 7.0	EC002310

UNSPSC

UNSPSC 6.01	31261501
UNSPSC 7.0901	31261501
UNSPSC 11	31261501
UNSPSC 12.01	31261501
UNSPSC 13.2	39121421
UNSPSC 18.0	39121421
UNSPSC 19.0	39121421
UNSPSC 20.0	39121421
UNSPSC 21.0	39121421

Approvals

Approvals

Approvals

EAC

Ex Approvals

Approval details

EAC		B.01742
-----	--	---------

Panel mounting frames - VC-AR1/2M - 1852972

Accessories

Accessories

Contact insert

Contact insert - VC-AMS-FO - 1885240



Contact insert module, for panel mounting frames for accommodating 2 optical fibers VC-FSMA-M ... Quick mounting connectors

Contact insert - VC-AMLV 6 - 1884872



Contact insert, Contact insert, housing material: PA 6.6, number of positions: 6, nom. voltage: 250, rated current: 10 A, Type of contact: Pin. Connectors may only be connected/disconnected when under no load.

Contact insert - VC-AML 6 - 1853531



Contact insert module, for panel mounting frames, with 90° PCB connection, 6-pos., 250 V / 10 A

Contact insert - VC-AMS 6 - 1854019



Contact insert, Contact insert, housing material: PA 6.6, number of positions: 6, nom. voltage: 250, rated current: 10 A, Connection method: Screw connection, Type of contact: Pin. Connectors may only be connected/disconnected when under no load.

Contact insert - VC-AMS 6-PE - 1583555



Contact insert, Contact insert, housing material: PA 6.6, number of positions: 6, nom. voltage: 250, rated current: 10 A, Connection method: Screw connection, Type of contact: Pin. Connectors may only be connected/disconnected when under no load.

Panel mounting frames - VC-AR1/2M - 1852972

Accessories

Contact insert - VC-AMLV 8 - 1884885



Contact insert, Contact insert, housing material: PA 6.6, number of positions: 8, nom. voltage: 160, rated current: 10 A, Type of contact: Pin. Connectors may only be connected/disconnected when under no load.

Contact insert - VC-AML 8 - 1852833



Contact insert, Contact insert, housing material: PA 6.6, number of positions: 8, nom. voltage: 160, rated current: 10 A, Type of contact: Pin. Connectors may only be connected/disconnected when under no load.

Contact insert - VC-AMS 8 - 1854022



Contact insert, Contact insert, number of positions: 8, nom. voltage: 160, rated current: 10 A, Connection method: Screw connection, Type of contact: Pin. Connectors may only be connected/disconnected when under no load.

Contact insert - VC-AMS 8-PE - 1583568



Contact insert, Contact insert, housing material: PA 6.6, number of positions: 8, nom. voltage: 160, rated current: 10 A, Connection method: Screw connection, Type of contact: Pin. Connectors may only be connected/disconnected when under no load.

Contact insert - VC-AMLV 2 - 1884979



Contact insert, Contact insert, housing material: PA 6.6, number of positions: 2, nom. voltage: 400, rated current: 20 A, Type of contact: Pin. Connectors may only be connected/disconnected when under no load.

Panel mounting frames - VC-AR1/2M - 1852972

Accessories

Contact insert - VC-AML 2 - 1852859



Contact insert, Contact insert, housing material: PA 6.6, number of positions: 2, nom. voltage: 400, rated current: 20 A, Type of contact: Pin. Connectors may only be connected/disconnected when under no load.

Contact insert - VC-AMS 2 - 1853528



Contact insert module, for panel mounting frames, with screw connection, 2-pos., 400 V / 20 A

Contact insert - VC-AMS 2-PE - 1583542



Contact insert module, for panel mounting frames, with screw connection, 1-pos. + PE connection, 400 V / 20 A

Panel mounting base

Panel mounting frames - VC-AR1-EMV - 1853214



EMC shield adapter, for EMC connector, type 1, number of insert modules 2

Panel mounting flange

Mounting flange - VC-AF - 1852862



Panel mounting flange for screw locking, for mounting contact insert modules, for a panel thickness of 1 - 5 mm

Protective cover

Panel mounting frames - VC-AR1/2M - 1852972

Accessories

Protective covers - VC-SD-A1 - 1886760



Protective cover, Protective covers, type: VC1, housing material: PA 6, color: gray

Phoenix Contact 2020 © - all rights reserved
<http://www.phoenixcontact.com>

PHOENIX CONTACT GmbH & Co. KG
Flachsmarktstr. 8
32825 Blomberg
Germany
Tel. +49 5235 300
Fax +49 5235 3 41200
<http://www.phoenixcontact.com>

X-ON Electronics

Largest Supplier of Electrical and Electronic Components

Click to view similar products for [Heavy Duty Power Connectors](#) category:

Click to view products by [Phoenix Contact](#) manufacturer:

Other Similar products are found below :

[647757-1](#) [6643411-1](#) [6646058-2](#) [6646137-1](#) [6646138-1](#) [6646479-1](#) [6646608-1](#) [6646786-1](#) [6646940-1](#) [6651091-1](#) [6651525-1](#) [6651529-1](#)
[6651788-1](#) [696475-1](#) [702-32-01109](#) [703-25-02205](#) [73000005059](#) [73000005642](#) [73080255059](#) [73080965046](#) [765-15-0080A](#) [765-16-0080B](#)
[765-18-0080D](#) [829992-1](#) [902-77-02113](#) [PS00/A0620/6300](#) [PS25/A0420/63](#) [129-1J](#) [1409400](#) [AN0024023](#) [E6374G1](#) [e6389g2](#) [157-43GW8](#)
[MS3117-14AC](#) [1643543-1](#) [1650540-1](#) [1651811-2](#) [1766260-1](#) [1766282-1](#) [1766966-1](#) [1791340000](#) [NLDFT-3-BL-L-S120-M40A](#) [NLDFT-N-](#)
[W-L-C240-M40B](#) [NLS-2-R-C240-M40B](#) [NLS-N-W-C240-M40B](#) [NPS-3-BL-T6](#) [1986615-1](#) [2-1589900-8](#) [2199314-1](#) [KA8102](#)