

# Printed-circuit board connector - TMSTBP 2,5/ 2-ST-5,08 - 1853010

Please be informed that the data shown in this PDF Document is generated from our Online Catalog. Please find the complete data in the user's documentation. Our General Terms of Use for Downloads are valid (<http://phoenixcontact.com/download>)



PCB connector, nominal current: 12 A, rated voltage (III/2): 320 V, nominal cross section: 2.5 mm<sup>2</sup>, number of positions: 2, pitch: 5.08 mm, connection method: Screw connection with tension sleeve, color: green, contact surface: Tin, The plug allows conductors to be looped through from module to module.

The figure shows a 10-position version of the product

## Your advantages

- Well-known connection principle allows worldwide use
- Potentials can be easily looped through – ideal for BUS applications
- Quick and convenient testing using integrated test option
- Allows connection of two conductors



## Key Commercial Data

|                        |               |
|------------------------|---------------|
| Packing unit           | 50 pc         |
| Minimum order quantity | 50 pc         |
| GTIN                   |               |
| GTIN                   | 4017918109219 |

## Technical data

### Item properties

|                           |                                      |
|---------------------------|--------------------------------------|
| Brief article description | Printed-circuit board connector      |
| Plug-in system            | CLASSIC COMBICON                     |
| Type of contact           | Female connector                     |
| Range of articles         | TMSTBP 2,5/..-ST                     |
| Pitch                     | 5.08 mm                              |
| Number of positions       | 2                                    |
| Connection method         | Screw connection with tension sleeve |
| Drive form screw head     | Slotted (L)                          |
| Screw thread              | M3                                   |
| Locking                   | without                              |

# Printed-circuit board connector - TMSTBP 2,5/ 2-ST-5,08 - 1853010

## Technical data

### Item properties

|                       |   |
|-----------------------|---|
| Number of levels      | 1 |
| Number of connections | 4 |
| Number of potentials  | 2 |

### Electrical parameters

|                             |       |
|-----------------------------|-------|
| Nominal current             | 12 A  |
| Nom. voltage                | 320 V |
| Rated voltage               | 250 V |
| Rated voltage (III/2)       | 320 V |
| Rated voltage (II/2)        | 630 V |
| Rated surge voltage (III/3) | 4 kV  |
| Rated surge voltage (III/2) | 4 kV  |
| Rated surge voltage (II/2)  | 4 kV  |

### Connection capacity

|   |  |
|---|--|
| Connection method   | Screw connection with tension sleeve         |
| pluggable   | Yes  |
| Conductor cross section solid   | 0.2 mm <sup>2</sup> ... 2.5 mm <sup>2</sup>  |
| Conductor cross section flexible  | 0.2 mm <sup>2</sup> ... 2.5 mm <sup>2</sup>  |
| Conductor cross section AWG / kcmil   | 24 ... 12                                    |
| Conductor cross section flexible, with ferrule without plastic sleeve                     | 0.25 mm <sup>2</sup> ... 2.5 mm <sup>2</sup> |
| Conductor cross section, flexible, with ferrule, with plastic sleeve                      | 0.25 mm <sup>2</sup> ... 2.5 mm <sup>2</sup> |
| 2 conductors with same cross section, solid   | 0.2 mm <sup>2</sup> ... 1 mm <sup>2</sup>    |
| 2 conductors with same cross section, flexible  | 0.2 mm <sup>2</sup> ... 1.5 mm <sup>2</sup>  |
| 2 conductors with same cross section, flexible, with ferrule without plastic sleeve       | 0.25 mm <sup>2</sup> ... 1 mm <sup>2</sup>   |
| 2 conductors with the same cross section, flexible, with TWIN ferrule with plastic sleeve | 0.5 mm <sup>2</sup> ... 1.5 mm <sup>2</sup>  |
| Stripping length  | 7 mm   |
| Torque  | 0.5 Nm ... 0.6 Nm                            |

### Material data - contact

|  |   |
|--|---|
| Note                                     | WEEE/RoHS-compliant, free of whiskers according to IEC 60068-2-82/ JEDEC JESD 201 |
| Contact material                         | Cu alloy  |
| Surface characteristics                  | hot-dip tin-plated  |
| Metal surface terminal point (top layer) | Tin (5 - 7 µm Sn)   |
| Metal surface contact area (top layer)   | Tin (5 - 7 µm Sn)   |

### Material data - housing

|                            |              |
|----------------------------|--------------|
| Housing color              | green (6021) |
| Insulating material        | PA           |
| Insulating material group  | I            |
| CTI according to IEC 60112 | 600          |

# Printed-circuit board connector - TMSTBP 2,5/ 2-ST-5,08 - 1853010

## Technical data

### Material data - housing

|   |        |
|---|--------|
| Flammability rating according to UL 94                            | V0     |
| Glow wire flammability index GWFI according to EN 60695-2-12      | 850    |
| Glow wire ignition temperature GWIT according to EN 60695-2-13    | 775    |
| Temperature for the ball pressure test according to EN 60695-10-2 | 125 °C |

### Dimensions for the product

|                             |          |
|-----------------------------|----------|
| Length [ l ]                | 21.5 mm  |
| Width [ w ]                 | 12.16 mm |
| Height [ h ]                | 28.9 mm  |
| Pitch                       | 5.08 mm  |
| Height (without solder pin) | 28.9 mm  |

### Packaging information

|                            |                     |
|----------------------------|---------------------|
| Type of packaging          | packed in cardboard |
| Pieces per package         | 50                  |
| Denomination packing units | Pcs.                |

### General product information

|      |  |
|------|--|
| Note | In accordance with IEC 61984, COMBICON connectors have no switching power (COC). During designated use, they must not be plugged in or disconnected when carrying voltage or under load. |
|------|--|

### Ambient conditions

|   |   |
|---|---|
| Ambient temperature (storage/transport) | -40 °C ... 70 °C                                    |
| Ambient temperature (assembly)          | -5 °C ... 100 °C                                    |
| Ambient temperature (operation)         | -40 °C ... 100 °C (dependent on the derating curve) |

### Termination and connection method

|  |                     |
|--|---------------------|
| Test for conductor damage and slackening | IEC 60999-1:1999-11 |
|  | Test passed         |

### Pull-out test

|  |   |
|--|---|
| Pull-out test  | IEC 60999-1:1999-11                     |
|  | Test passed                             |
| Conductor cross section / conductor type / tensile force | 0.2 mm <sup>2</sup> / solid / > 10 N    |
|  | 0.2 mm <sup>2</sup> / flexible / > 10 N |
|  | 2.5 mm <sup>2</sup> / solid / > 50 N    |
|  | 2.5 mm <sup>2</sup> / flexible / > 50 N |

### Mechanical tests according to standard

|                                |                        |
|--------------------------------|------------------------|
| Test specification             | IEC 61984              |
| Visual inspection              | IEC 60512-1-1:2002-02  |
| Dimension check                | IEC 60512-1-2:2002-02  |
| Resistance of inscriptions     | IEC 60068-2-70:1995-12 |
| Insertion and withdrawal force | IEC 60512-13-2:2006-02 |

# Printed-circuit board connector - TMSTBP 2,5/ 2-ST-5,08 - 1853010

## Technical data

### Mechanical tests according to standard

|                                     |                        |
|-------------------------------------|------------------------|
| No. of cycles                       | 25                     |
| Insertion strength per pos. approx. | 8 N                    |
| Withdraw strength per pos. approx.  | 6 N                    |
| Polarization and coding             | IEC 60512-13-5:2006-02 |
| Contact holder in insert            | IEC 60512-15-1:2008-05 |
| Test force per pos.                 | 32 N                   |

### Air clearances and creepage distances

|   |                     |
|---|---------------------|
| Clearances and creepage distances               | IEC 60664-1:2007-04 |
| Specification                                   | IEC 60664-1:2007-04 |
| Minimum clearance - inhomogeneous field (III/3) | 3 mm                |
| Minimum clearance - inhomogeneous field (III/2) | 3 mm                |
| Minimum clearance - inhomogeneous field (II/2)  | 3 mm                |
| Minimum creepage distance value (III/3)         | 3.2 mm              |
| Minimum creepage distance value (III/2)         | 3 mm                |
| Minimum creepage distance value (II/2)          | 3.2 mm              |

### Current carrying capacity / derating curves

|                  |   |
|------------------|---|
| Caption          | Type: TMSTBP 2,5/...-ST-5,08 with CCV 2,5/...-G-5,08 P26THR |
| Specification    | IEC 61984:2008-10   |
| Reduction factor | 0.8   |
| Note             | Representation based on IEC 60512-5-2:2002-02               |
|                  | For number of positions, see diagram                        |

### Mechanical tests (A)

|  |             |
|--|-------------|
| Test specification                           | IEC 61984   |
| Insertion strength per pos. approx.          | 8 N         |
| Withdraw strength per pos. approx.           | 6 N         |
| Polarization when inserted requirement >20 N | Test passed |
| Contact holder in insert requirements >20 N  | Test passed |

### Durability tests (B)

|  |                       |
|--|-----------------------|
| Specification                                | IEC 60512-9-1:2010-03 |
| Contact resistance R <sub>1</sub>            | 1.2 mΩ                |
| Insertion/withdrawal cycles                  | 25                    |
| Contact resistance R <sub>2</sub>            | 1.2 mΩ                |
| Impulse withstand voltage at sea level       | 4.8 kV                |
| Power-frequency withstand voltage            | 2.21 kV               |
| Insulation resistance, neighboring positions | > 0.3 TΩ              |

### Thermal tests (C)

|                     |                       |
|---------------------|-----------------------|
| Specification       | IEC 60512-5-1:2002-02 |
| Number of positions | 10                    |

# Printed-circuit board connector - TMSTBP 2,5/ 2-ST-5,08 - 1853010

## Technical data

### Thermal tests (C)

|   |                     |
|---|---------------------|
| Conductor cross section                         | 2.5 mm <sup>2</sup> |
| Test current                                    | 12 A                |
| Upper limiting temperature requirements <100 °C | Test passed         |

### Climatic tests (D)

|  |   |
|--|---|
| Specification                          | ISO 6988:1985-02  |
| Cold stress                            | -40 °C/2 h  |
| Thermal stress                         | 100 °C/168 h  |
| Corrosive stress                       | 0.2 dm <sup>3</sup> SO <sub>2</sub> on 300 dm <sup>3</sup> /40 °C/1 cycle |
| Impulse withstand voltage at sea level | 4.8 kV  |
| Power-frequency withstand voltage      | 2.21 kV   |

### Environmental and durability tests (E)

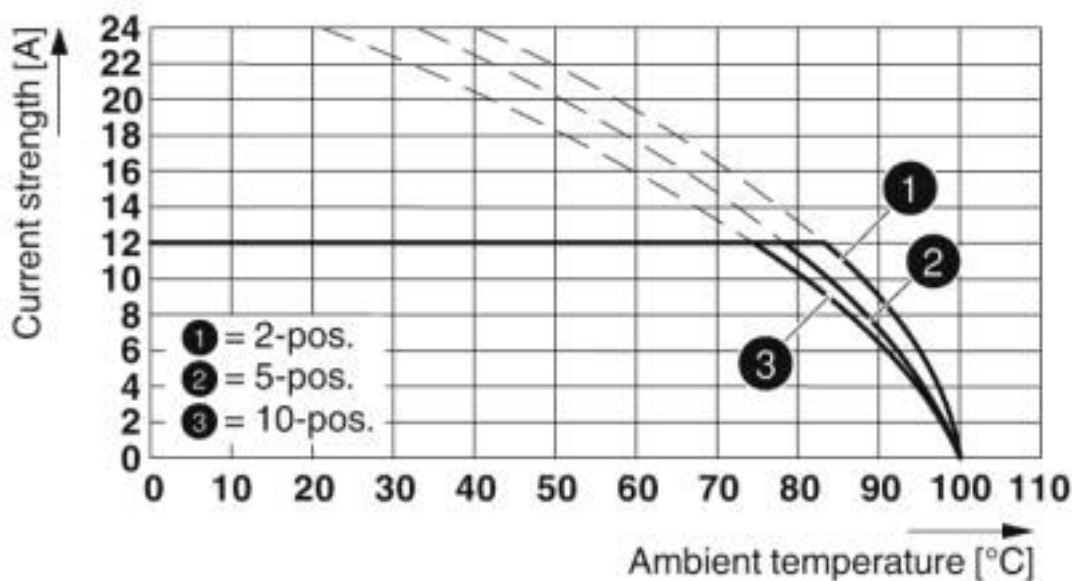
|                                       |                                     |
|---------------------------------------|-------------------------------------|
| Specification                         | IEC 61984:2008-10                   |
| Result, degree of protection, IP code | Finger safety with IP20 test finger |

### Environmental Product Compliance

|            |   |
|------------|---|
| REACH SVHC | Lead 7439-92-1  |
| China RoHS | Environmentally Friendly Use Period = 50 years  |
|            | For details about hazardous substances go to tab "Downloads", Category "Manufacturer's declaration" |

## Drawings

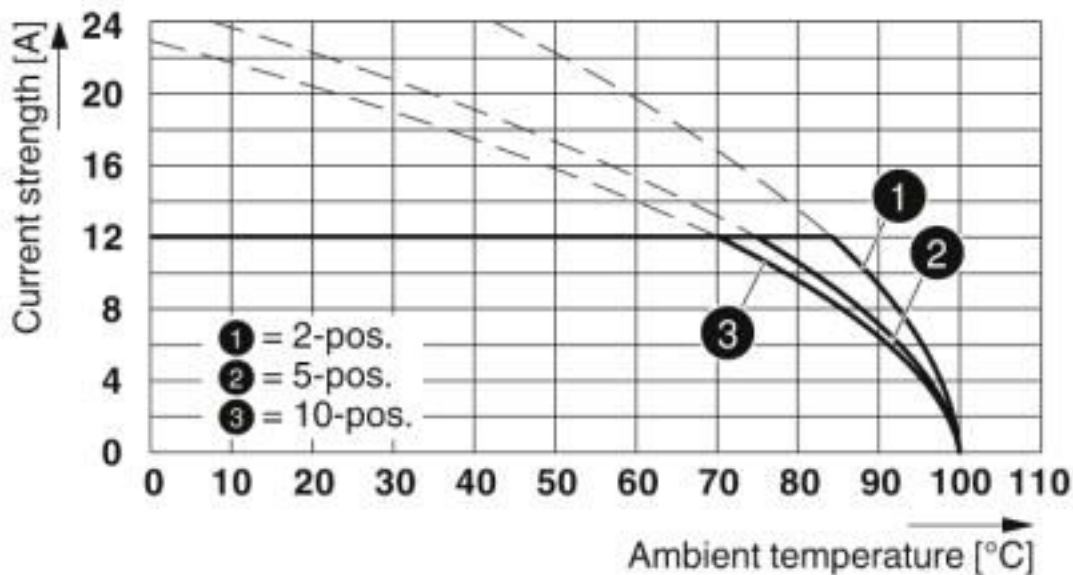
Diagram



Type: TMSTBP 2,5/...-ST-5,08 with CCV 2,5/...-G-5,08 P26THR

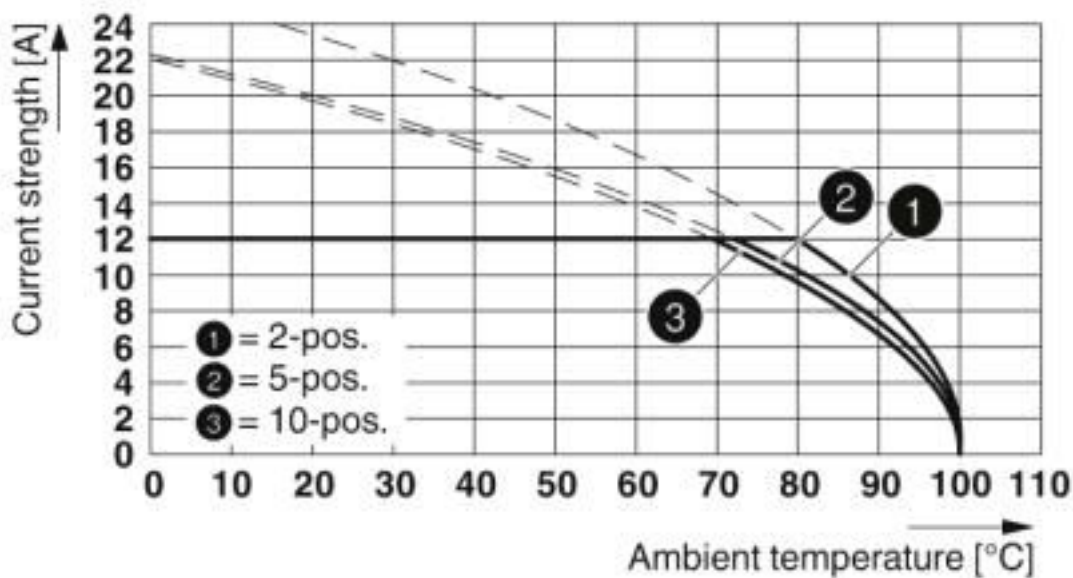
# Printed-circuit board connector - TMSTBP 2,5/ 2-ST-5,08 - 1853010

Diagram



Type: TMSTBP 2,5/...-STF-5,08 with CC 2,5/...-G-5,08 P26THR

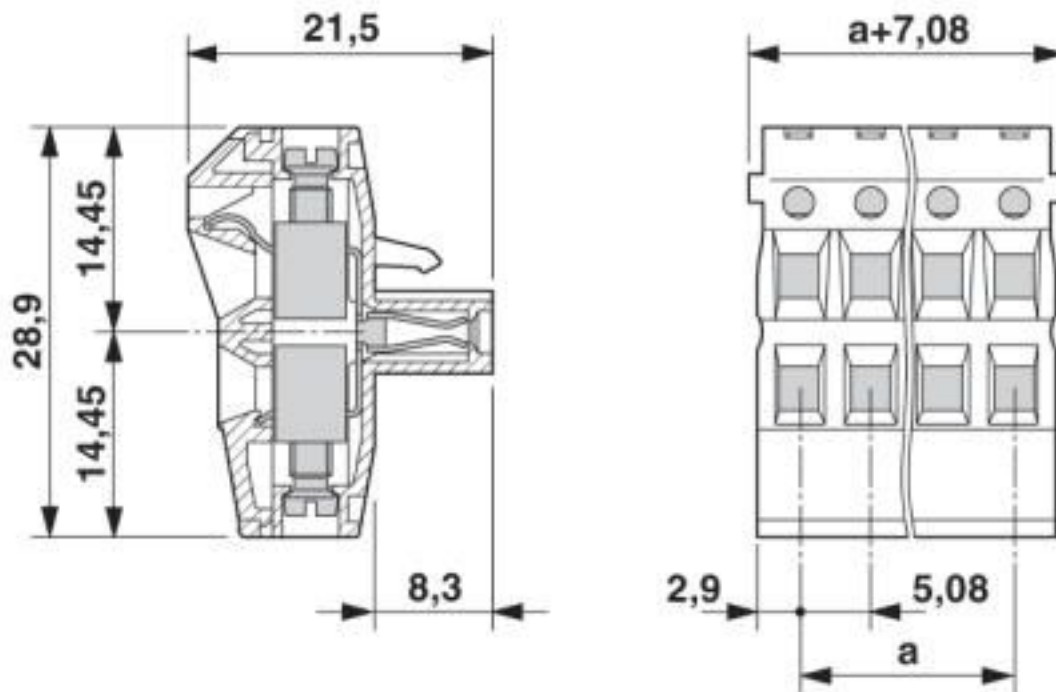
Diagram



Type: TMSTBP 2,5/...-ST-5,08 with MSTB 2,5/...-G-5,08

# Printed-circuit board connector - TMSTBP 2,5/ 2-ST-5,08 - 1853010

Dimensional drawing



## Classifications

### eCl@ss

|               |          |
|---------------|----------|
| eCl@ss 10.0.1 | 27440309 |
| eCl@ss 4.0    | 27260700 |
| eCl@ss 4.1    | 27260700 |
| eCl@ss 5.0    | 27260700 |
| eCl@ss 5.1    | 27260700 |
| eCl@ss 6.0    | 27260700 |
| eCl@ss 7.0    | 27440309 |
| eCl@ss 8.0    | 27440309 |
| eCl@ss 9.0    | 27440309 |

### ETIM

|          |          |
|----------|----------|
| ETIM 3.0 | EC001121 |
| ETIM 4.0 | EC002638 |
| ETIM 5.0 | EC002638 |
| ETIM 6.0 | EC002638 |
| ETIM 7.0 | EC002638 |

### UNSPSC

|               |          |
|---------------|----------|
| UNSPSC 6.01   | 30211810 |
| UNSPSC 7.0901 | 39121409 |

# Printed-circuit board connector - TMSTBP 2,5/ 2-ST-5,08 - 1853010

## Classifications

### UNSPSC

|              |          |
|--------------|----------|
| UNSPSC 11    | 39121409 |
| UNSPSC 12.01 | 39121409 |
| UNSPSC 13.2  | 39121409 |
| UNSPSC 18.0  | 39121409 |
| UNSPSC 19.0  | 39121409 |
| UNSPSC 20.0  | 39121409 |
| UNSPSC 21.0  | 39121409 |

## Approvals


### Approvals

#### Approvals


IECEE CB Scheme / EAC / cULus Recognized / VDE Zeichengenehmigung

#### Ex Approvals

### Approval details

|                            |   |   |                |
|----------------------------|---|---|----------------|
| IECEE CB Scheme            |  | <a href="http://www.iecee.org/">http://www.iecee.org/</a> | DE1-60988-B1B2 |
| Nominal voltage UN         | 250 V   |   |                |
| Nominal current IN         | 12 A  |   |                |
| mm <sup>2</sup> /AWG/kcmil | 0.2-2.5   |   |                |


|     |   |         |
|-----|---|---------|
| EAC |  | B.01687 |
|-----|---|---------|

|                            |   |   |                 |
|----------------------------|---|---|-----------------|
| cULus Recognized           |  | <a href="http://database.ul.com/cgi-bin/XYV/template/LISEXT/1FRAME/index.htm">http://database.ul.com/cgi-bin/XYV/template/LISEXT/1FRAME/index.htm</a> | E60425-19931011 |
|                            | B   | D   |                 |
| Nominal voltage UN         | 300 V   | 300 V   |                 |
| Nominal current IN         | 15 A  | 10 A  |                 |
| mm <sup>2</sup> /AWG/kcmil | 30-12   | 30-12   |                 |



# Printed-circuit board connector - TMSTBP 2,5/ 2-ST-5,08 - 1853010

## Approvals

|                            |   |   |          |
|----------------------------|---|---|----------|
| VDE Zeichengenehmigung     |  | <a href="http://www2.vde.com/de/Institut/Online-Service/VDE-gepruefteProdukte/Seiten/Online-Suche.aspx">http://www2.vde.com/de/Institut/Online-Service/VDE-gepruefteProdukte/Seiten/Online-Suche.aspx</a> | 40050694 |
| Nominal voltage UN         |   | 250 V   |          |
| Nominal current IN         |   | 12 A  |          |
| mm <sup>2</sup> /AWG/kcmil |   | 0.2-2.5   |          |

## Accessories

### Accessories

#### Bridge

Insertion bridge - EBP 2- 5 - 1733169



Insertion bridge for connectors with 5.0 mm or 5.08 mm pitch

#### Labeled terminal marker

Marker card - SK 5,08/3,8:FORTL.ZAHLEN - 0804293



Marker card, Card, white, labeled, horizontal: consecutive numbers 1 ... 10, 11 ... 20, etc. up to 91 ... (99)100, mounting type: adhesive, for terminal block width: 5.08 mm, lettering field size: 5.08 x 3.8 mm

#### Marker pen

Marker pen - B-STIFT - 1051993



Marker pen, for manual labeling of unprinted Zack strips, smear-proof and waterproof, line thickness 0.5 mm

#### Screwdriver tools

## Printed-circuit board connector - TMSTBP 2,5/ 2-ST-5,08 - 1853010

### Accessories

Screwdriver - SZS 0,6X3,5 - 1205053



Actuation tool, for ST terminal blocks, insulated, also suitable for use as a bladed screwdriver, size: 0.6 x 3.5 x 100 mm, 2-component grip, with non-slip grip

---

### Terminal marking

Marker card - SK 5,08/3,8:UNBEDRUCKT - 0805412



Marker card, Card, white, unlabeled, can be labeled with: Marker pen, mounting type: adhesive, for terminal block width: 5.08 mm, lettering field size: 5.08 x 3.8 mm

---

### Additional products

Feed-through header - MSTBW 2,5/ 2-G-5,08 - 1735882



PCB headers, nominal current: 12 A, rated voltage (III/2): 320 V, nominal cross section: 2.5 mm<sup>2</sup>, number of positions: 2, pitch: 5.08 mm, color: green, contact surface: Tin, mounting: Wave soldering, pin layout: Linear pinning, solder pin [P]: 3.5 mm

---

Printed-circuit board connector - MSTBVA 2,5/ 2-G-5,08 - 1755736



PCB headers, nominal current: 12 A, rated voltage (III/2): 320 V, nominal cross section: 2.5 mm<sup>2</sup>, number of positions: 2, pitch: 5.08 mm, color: green, contact surface: Tin, mounting: Wave soldering, pin layout: Linear pinning, solder pin [P]: 3.9 mm

---

Printed-circuit board connector - MSTBA 2,5/ 2-G-5,08 - 1757242



PCB headers, nominal current: 12 A, rated voltage (III/2): 320 V, nominal cross section: 2.5 mm<sup>2</sup>, number of positions: 2, pitch: 5.08 mm, color: green, contact surface: Tin, mounting: Wave soldering, pin layout: Linear pinning, solder pin [P]: 3.5 mm

## Printed-circuit board connector - TMSTBP 2,5/ 2-ST-5,08 - 1853010

### Accessories

#### Feed-through header - MSTBV 2,5/ 2-G-5,08 - 1758018



PCB headers, nominal current: 12 A, rated voltage (III/2): 320 V, nominal cross section: 2.5 mm<sup>2</sup>, number of positions: 2, pitch: 5.08 mm, color: green, contact surface: Tin, mounting: Wave soldering, pin layout: Linear pinning, solder pin [P]: 3.9 mm

#### Feed-through header - MSTB 2,5/ 2-G-5,08 - 1759017



PCB headers, nominal current: 12 A, rated voltage (III/2): 320 V, nominal cross section: 2.5 mm<sup>2</sup>, number of positions: 2, pitch: 5.08 mm, color: green, contact surface: Tin, mounting: Wave soldering, pin layout: Linear pinning, solder pin [P]: 3.5 mm

#### Feed-through header - MDSTB 2,5/ 2-G-5,08 - 1762062



PCB headers, nominal current: 10 A, rated voltage (III/2): 320 V, nominal cross section: 2.5 mm<sup>2</sup>, number of positions: 2, pitch: 5.08 mm, color: green, contact surface: Tin, mounting: Wave soldering, pin layout: Linear pinning, solder pin [P]: 3.2 mm, Can be aligned! Mounting flange: Order no. 1736771, 1736768. In combination with MVSTB or FKCV plugs, both an MVSTBW (or FKCVW) and an MVSTBR plug (or FKCVR) must be used. Combination with TMSTBP plugs is not possible!

#### Printed-circuit board connector - MDSTBV 2,5/ 2-G-5,08 - 1763074



PCB headers, nominal current: 10 A, rated voltage (III/2): 320 V, nominal cross section: 2.5 mm<sup>2</sup>, number of positions: 2, pitch: 5.08 mm, color: green, contact surface: Tin, mounting: Wave soldering, pin layout: Linear pinning, solder pin [P]: 3.5 mm, Can be aligned! Mounting flange: Order No. 1836477, 1836480. In combination with MVSTB or FKCV plug components, both an MVSTBW (or FKCVW) and an MVSTBR plug (or FKCVR) must be used. Combination with TMSTBP plug components is not possible!

#### Feed-through header - SMSTBA 2,5/ 2-G-5,08 - 1767371



PCB headers, nominal current: 12 A, rated voltage (III/2): 320 V, nominal cross section: 2.5 mm<sup>2</sup>, number of positions: 2, pitch: 5.08 mm, color: green, contact surface: Tin, mounting: Wave soldering, pin layout: Linear pinning, solder pin [P]: 3.5 mm

## Printed-circuit board connector - TMSTBP 2,5/ 2-ST-5,08 - 1853010

### Accessories

#### Printed-circuit board connector - SMSTB 2,5/ 2-G-5,08 - 1769463



PCB headers, nominal current: 12 A, rated voltage (III/2): 320 V, nominal cross section: 2.5 mm<sup>2</sup>, number of positions: 2, pitch: 5.08 mm, color: green, contact surface: Tin, mounting: Wave soldering, pin layout: Linear pinning, solder pin [P]: 3.5 mm

#### Feed-through header - MSTBA 2,5/ 2-G-5,08-LA - 1770944



PCB headers, number of positions: 2, pitch: 5.08 mm, color: green, contact surface: Tin, pin layout: Linear pinning, solder pin [P]: 3.5 mm

#### Feed-through header - MDSTBW 2,5/ 2-G-5,08 - 1802430



PCB headers, nominal current: 10 A, rated voltage (III/2): 320 V, nominal cross section: 2.5 mm<sup>2</sup>, number of positions: 2, pitch: 5.08 mm, color: green, contact surface: Tin, mounting: Wave soldering, pin layout: Linear pinning, solder pin [P]: 3.8 mm, The article can be aligned to create different nos. of positions! In combination with MVSTB or FKCV plug components, both an MVSTBW (or FKCVW) and an MVSTBR plug (or FKCVR) must be used. Combination with TMSTBP plug components is not possible!

#### Feed-through header - MDSTBA 2,5/ 2-G-5,08 - 1842063



PCB headers, nominal current: 10 A, rated voltage (III/2): 320 V, nominal cross section: 2.5 mm<sup>2</sup>, number of positions: 2, pitch: 5.08 mm, color: green, contact surface: Tin, mounting: Wave soldering, pin layout: Linear pinning, solder pin [P]: 3.2 mm, The article can be aligned to create different nos. of positions! In combination with MVSTB or FKCV plug components, both an MVSTBW (or FKCVW) and an MVSTBR plug (or FKCVR) must be used. Combination with TMSTBP plug components is not possible!

#### Feed-through header - MDSTBVA 2,5/ 2-G-5,08 - 1845332



PCB headers, nominal current: 10 A, rated voltage (III/2): 320 V, nominal cross section: 2.5 mm<sup>2</sup>, number of positions: 2, pitch: 5.08 mm, color: green, contact surface: Tin, mounting: Wave soldering, pin layout: Linear pinning, solder pin [P]: 3.9 mm, The article can be aligned to create different nos. of positions! In combination with MVSTB or FKCV plug components, both an MVSTBW (or FKCVW) and an MVSTBR plug (or FKCVR) must be used. Combination with TMSTBP plug components is not possible!

## Printed-circuit board connector - TMSTBP 2,5/ 2-ST-5,08 - 1853010

### Accessories

#### Feed-through header - EMSTBVA 2,5/ 2-G-5,08 - 1859519

PCB headers, nominal current: 12 A, rated voltage (III/2): 320 V, nominal cross section: 2.5 mm<sup>2</sup>, number of positions: 2, pitch: 5.08 mm, color: green, contact surface: Tin, mounting: Press-in technology, pin layout: Linear pinning, solder pin [P]: 3.9 mm



#### Feed-through header - MDSTBA 2,5/ 2-GL-5,08 - 1877601

PCB headers, nominal current: 10 A, rated voltage (III/2): 320 V, nominal cross section: 2.5 mm<sup>2</sup>, number of positions: 2, pitch: 5.08 mm, color: green, contact surface: Tin, mounting: Wave soldering, pin layout: Linear pinning, solder pin [P]: 3.2 mm, The article can be aligned to create different nos. of positions! In combination with MVSTB or FKCV plug components, both an MVSTBW (or FKCVW) and an MVSTBR plug (or FKCVR) must be used. Combination with TMSTBP plug components is not possible!



#### Feed-through header - MDSTBA 2,5/ 2-GR-5,08 - 1877614

PCB headers, nominal current: 10 A, rated voltage (III/2): 320 V, nominal cross section: 2.5 mm<sup>2</sup>, number of positions: 2, pitch: 5.08 mm, color: green, contact surface: Tin, mounting: Wave soldering, pin layout: Linear pinning, solder pin [P]: 3.2 mm, The article can be aligned to create different nos. of positions! In combination with MVSTB or FKCV plug components, both an MVSTBW (or FKCVW) and an MVSTBR plug (or FKCVR) must be used. Combination with TMSTBP plug components is not possible!



#### Feed-through header - MDSTBVA 2,5/ 2-GL-5,08 - 1877627

PCB headers, nominal current: 10 A, rated voltage (III/2): 320 V, nominal cross section: 2.5 mm<sup>2</sup>, number of positions: 2, pitch: 5.08 mm, color: green, contact surface: Tin, mounting: Wave soldering, pin layout: Linear pinning, solder pin [P]: 3.9 mm, The article can be aligned to create different nos. of positions! In combination with MVSTB or FKCV plug components, both an MVSTBW (or FKCVW) and an MVSTBR plug (or FKCVR) must be used. Combination with TMSTBP plug components is not possible!



#### Feed-through header - MDSTBVA 2,5/ 2-GR-5,08 - 1877630

PCB headers, nominal current: 10 A, rated voltage (III/2): 320 V, nominal cross section: 2.5 mm<sup>2</sup>, number of positions: 2, pitch: 5.08 mm, color: green, contact surface: Tin, mounting: Wave soldering, pin layout: Linear pinning, solder pin [P]: 3.9 mm, The article can be aligned to create different nos. of positions! In combination with MVSTB or FKCV plug components, both an MVSTBW (or FKCVW) and an MVSTBR plug (or FKCVR) must be used. Combination with TMSTBP plug components is not possible!



## Printed-circuit board connector - TMSTBP 2,5/ 2-ST-5,08 - 1853010

### Accessories

Printed-circuit board connector - DFK-MSTBA 2,5/ 2-G-5,08 - 1898839



Feed-through header, nominal current: 12 A, rated voltage (III/2): 320 V, nominal cross section: 2.5 mm<sup>2</sup>, number of positions: 2, pitch: 5.08 mm, color: green, contact surface: Tin, mounting: Wave soldering, pin layout: Linear pinning, solder pin [P]: 3.2 mm

Printed-circuit board connector - DFK-MSTBVA 2,5/ 2-G-5,08 - 1899139



Feed-through header, nominal current: 12 A, rated voltage (III/2): 320 V, nominal cross section: 2.5 mm<sup>2</sup>, number of positions: 2, pitch: 5.08 mm, color: green, contact surface: Tin, mounting: Wave soldering, pin layout: Linear pinning

Printed-circuit board connector - MSTBA 2,5/ 2-G-5,08 THT-R32 - 1937237



PCB headers, number of positions: 2, pitch: 5.08 mm, color: black, contact surface: Tin, pin layout: Linear pinning, solder pin [P]: 2.9 mm, User information and design recommendations for through hole reflow technology can be found under: Downloads

Printed-circuit board connector - MSTBVA 2,5/ 2-G-5,08 THT-R56 - 1940415



PCB headers, number of positions: 2, pitch: 5.08 mm, color: black, contact surface: Tin, pin layout: Linear pinning, solder pin [P]: 3.9 mm, User information and design recommendations for through hole reflow technology can be found under: Downloads

Printed-circuit board connector - CC 2,5/ 2-G-5,08 P26THR - 1954388



PCB headers, nominal current: 12 A, rated voltage (III/2): 320 V, nominal cross section: 2.5 mm<sup>2</sup>, number of positions: 2, pitch: 5.08 mm, color: black, contact surface: Tin, mounting: THR soldering, pin layout: Linear pinning, solder pin [P]: 2.6 mm, User information and design recommendations for through hole reflow technology can be found under: Downloads

## Printed-circuit board connector - TMSTBP 2,5/ 2-ST-5,08 - 1853010

### Accessories

#### Printed-circuit board connector - CC 2,5/ 2-G-5,08 P26THRR32 - 1954582



PCB headers, nominal current: 12 A, rated voltage (III/2): 320 V, nominal cross section: 2.5 mm<sup>2</sup>, number of positions: 2, pitch: 5.08 mm, color: black, contact surface: Tin, mounting: THR soldering, pin layout: Linear pinning, solder pin [P]: 2.6 mm, User information and design recommendations for through hole reflow technology can be found under: [Downloads](#)

#### Printed-circuit board connector - CCA 2,5/ 2-G-5,08 P26THR - 1954919



PCB headers, nominal current: 12 A, rated voltage (III/2): 320 V, nominal cross section: 2.5 mm<sup>2</sup>, number of positions: 2, pitch: 5.08 mm, color: black, contact surface: Tin, mounting: THR soldering, pin layout: Linear pinning, solder pin [P]: 2.6 mm, User information and design recommendations for through hole reflow technology can be found under: [Downloads](#)

#### Printed-circuit board connector - CCA 2,5/ 2-G-5,08 P26THRR32 - 1955031



PCB headers, nominal current: 12 A, rated voltage (III/2): 320 V, nominal cross section: 2.5 mm<sup>2</sup>, number of positions: 2, pitch: 5.08 mm, color: black, contact surface: Tin, mounting: THR soldering, pin layout: Linear pinning, solder pin [P]: 2.6 mm, User information and design recommendations for through hole reflow technology can be found under: [Downloads](#)

#### Printed-circuit board connector - CCV 2,5/ 2-G-5,08 P26THR - 1955387



PCB headers, nominal current: 12 A, rated voltage (III/2): 320 V, nominal cross section: 2.5 mm<sup>2</sup>, number of positions: 2, pitch: 5.08 mm, color: black, contact surface: Tin, mounting: THR soldering, pin layout: Linear pinning, solder pin [P]: 2.6 mm, User information and design recommendations for through hole reflow technology can be found under: [Downloads](#)

#### Printed-circuit board connector - CCV 2,5/ 2-G-5,08 P26THRR32 - 1955523



PCB headers, nominal current: 12 A, rated voltage (III/2): 320 V, nominal cross section: 2.5 mm<sup>2</sup>, number of positions: 2, pitch: 5.08 mm, color: black, contact surface: Tin, mounting: THR soldering, pin layout: Linear pinning, solder pin [P]: 2.6 mm, User information and design recommendations for through hole reflow technology can be found under: [Downloads](#)

## Printed-circuit board connector - TMSTBP 2,5/ 2-ST-5,08 - 1853010

### Accessories

Printed-circuit board connector - CCVA 2,5/ 2-G-5,08 P26THR - 1955853

PCB headers, nominal current: 12 A, rated voltage (III/2): 320 V, nominal cross section: 2.5 mm<sup>2</sup>, number of positions: 2, pitch: 5.08 mm, color: black, contact surface: Tin, mounting: THR soldering, pin layout: Linear pinning, solder pin [P]: 2.6 mm, User information and design recommendations for through hole reflow technology can be found under: Downloads



Printed-circuit board connector - CCVA 2,5/ 2-G-5,08 P26THRR32 - 1955963

PCB headers, nominal current: 12 A, rated voltage (III/2): 320 V, nominal cross section: 2.5 mm<sup>2</sup>, number of positions: 2, pitch: 5.08 mm, color: black, contact surface: Tin, mounting: THR soldering, pin layout: Linear pinning, solder pin [P]: 2.6 mm, User information and design recommendations for through hole reflow technology can be found under: Downloads



Phoenix Contact 2020 © - all rights reserved  
<http://www.phoenixcontact.com>

PHOENIX CONTACT GmbH & Co. KG  
Flachsmarktstr. 8  
32825 Blomberg  
Germany  
Tel. +49 5235 300  
Fax +49 5235 3 41200  
<http://www.phoenixcontact.com>



## X-ON Electronics

Largest Supplier of Electrical and Electronic Components

*Click to view similar products for [Pluggable Terminal Blocks](#) category:*

*Click to view products by [Phoenix Contact](#) manufacturer:*

Other Similar products are found below :

[57.510.0053](#) [MC 1.5/ 6-ST-3.5 GY AU](#) [734-104](#) [734-302](#) [8-141-P](#) [8426620000](#) [860505](#) [860810](#) [GBPACX-12](#) [93.731.4953.0](#) [PV05-5,08-K](#)  
[PVP02-5,00](#) [PVP03-3,50](#) [PVP04-3,50](#) [PVS02-5,00](#) [1-1986160-3](#) [1377680000](#) [1531000000](#) [1546228-5](#) [ELFH16150](#) [ELFP03110](#)  
[ELFP10210](#) [ELFT06250](#) [ELVP03100](#) [1700101](#) [1700410](#) [1700425](#) [1702246](#) [1705229](#) [1710175](#) [1714537](#) [1717806](#) [1719600](#) [1728941](#)  
[1734692](#) [1734795](#) [1736036](#) [1740194](#) [1740291](#) [1740628](#) [1740990](#) [1746952](#) [1750207](#) [1752441](#) [1752865](#) [1754115](#) [1754144](#) [1756913](#)  
[1760051](#) [1760336](#)