

Printed-circuit board connector - MCVW 1,5/ 9-STF-3,5 - 1863071

Please be informed that the data shown in this PDF Document is generated from our Online Catalog. Please find the complete data in the user's documentation. Our General Terms of Use for Downloads are valid (<http://phoenixcontact.com/download>)

PCB connector, nominal current: 8 A, rated voltage (III/2): 160 V, nominal cross section: 1.5 mm², number of positions: 9, pitch: 3.5 mm, connection method: Screw connection with tension sleeve, color: green, contact surface: Tin




The figure shows a 10-position version of the product

Your advantages

- Well-known connection principle allows worldwide use
- Low temperature rise, thanks to maximum contact force
- Allows connection of two conductors
- Screwable flange for superior mechanical stability



Key Commercial Data

| | |
|--------------|---|
| Packing unit | 50 pc |
| GTIN |  4 017918 120887 |
| GTIN | 4017918120887 |

Technical data

Item properties

| | |
|---------------------------|--------------------------------------|
| Brief article description | Printed-circuit board connector |
| Plug-in system | MINI COMBICON |
| Type of contact | Female connector |
| Range of articles | MCVW 1,5/..-STF |
| Pitch | 3.5 mm |
| Number of positions | 9 |
| Connection method | Screw connection with tension sleeve |
| Drive form screw head | Slotted (L) |
| Screw thread | M2 |
| Locking | Screw flange |
| Number of levels | 1 |

Printed-circuit board connector - MCVW 1,5/ 9-STF-3,5 - 1863071

Technical data

Item properties

| | |
|-----------------------|---|
| Number of connections | 9 |
| Number of potentials | 9 |

Electrical parameters

| | |
|-----------------------------|--------|
| Nominal current | 8 A |
| Nom. voltage | 160 V |
| Rated voltage | 160 V |
| Rated voltage (III/2) | 160 V |
| Rated voltage (II/2) | 320 V |
| Rated surge voltage (III/3) | 2.5 kV |
| Rated surge voltage (III/2) | 2.5 kV |
| Rated surge voltage (II/2) | 2.5 kV |

Connection capacity

| | |
|---|---|
| Connection method | Screw connection with tension sleeve |
| pluggable | Yes |
| Conductor cross section solid | 0.14 mm ² ... 1.5 mm ² |
| Conductor cross section flexible | 0.14 mm ² ... 1.5 mm ² |
| Conductor cross section AWG / kcmil | 28 ... 16 |
| Conductor cross section flexible, with ferrule without plastic sleeve | 0.25 mm ² ... 1.5 mm ² |
| Conductor cross section, flexible, with ferrule, with plastic sleeve | 0.25 mm ² ... 0.5 mm ² |
| 2 conductors with same cross section, solid | 0.08 mm ² ... 0.5 mm ² |
| 2 conductors with same cross section, flexible | 0.08 mm ² ... 0.75 mm ² |
| 2 conductors with same cross section, flexible, with ferrule without plastic sleeve | 0.25 mm ² ... 0.34 mm ² |
| 2 conductors with the same cross section, flexible, with TWIN ferrule with plastic sleeve | 0.5 mm ² ... 0.5 mm ² |
| Cylindrical gauge a x b / diameter | 2.4 mm x 1.5 mm / 1.6 mm |
| Stripping length | 7 mm |
| Torque | 0.22 Nm ... 0.25 Nm |

Flange specifications

| | |
|-----------------|---------------|
| Type of locking | Screw locking |
| Mounting flange | Screw flange |
| Torque | 0.3 Nm |

Material data - contact

| | |
|--|---|
| Note | WEEE/RoHS-compliant, free of whiskers according to IEC 60068-2-82/ JEDEC JESD 201 |
| Contact material | Cu alloy |
| Surface characteristics | hot-dip tin-plated |
| Metal surface terminal point (top layer) | Tin (4 - 8 µm Sn) |
| Metal surface contact area (top layer) | Tin (4 - 8 µm Sn) |

Material data - housing

Printed-circuit board connector - MCVW 1,5/ 9-STF-3,5 - 1863071

Technical data

Material data - housing

| | |
|--|--------------|
| Housing color | green (6021) |
| Insulating material | PA |
| Insulating material group | I |
| CTI according to IEC 60112 | 600 |
| Flammability rating according to UL 94 | V0 |

Dimensions for the product

| | |
|-----------------------------|---------|
| Length [l] | 10.4 mm |
| Width [w] | 41.9 mm |
| Height [h] | 19.1 mm |
| Pitch | 3.5 mm |
| Height (without solder pin) | 19.1 mm |

Packaging information

| | |
|----------------------------|---------------------|
| Type of packaging | packed in cardboard |
| Pieces per package | 50 |
| Denomination packing units | Pcs. |

Ambient conditions

| | |
|---|---|
| Ambient temperature (storage/transport) | -40 °C ... 70 °C |
| Ambient temperature (assembly) | -5 °C ... 100 °C |
| Ambient temperature (operation) | -40 °C ... 100 °C (dependent on the derating curve) |

Termination and connection method

| | |
|--|---------------------|
| Test for conductor damage and slackening | IEC 60999-1:1999-11 |
| | Test passed |

Pull-out test

| | |
|--|--|
| Pull-out test | IEC 60999-1:1999-11 |
| | Test passed |
| Conductor cross section / conductor type / tensile force | 0.14 mm ² / solid / > 10 N |
| | 0.14 mm ² / flexible / > 10 N |
| | 1.5 mm ² / solid / > 40 N |
| | 1.5 mm ² / flexible / > 40 N |

Mechanical tests according to standard

| | |
|-------------------------------------|------------------------|
| Test specification | IEC 61984 |
| Visual inspection | IEC 60512-1-1:2002-02 |
| Dimension check | IEC 60512-1-2:2002-02 |
| Resistance of inscriptions | IEC 60068-2-70:1995-12 |
| Insertion and withdrawal force | IEC 60512-13-2:2006-02 |
| No. of cycles | 25 |
| Insertion strength per pos. approx. | 7 N |
| Withdraw strength per pos. approx. | 8 N |

Printed-circuit board connector - MCVW 1,5/ 9-STF-3,5 - 1863071

Technical data

Mechanical tests according to standard

| | |
|--------------------------|------------------------|
| Polarization and coding | IEC 60512-13-5:2006-02 |
| Contact holder in insert | IEC 60512-15-1:2008-05 |
| Test force per pos. | 23 N |

Air clearances and creepage distances

| | |
|---|---------------------|
| Clearances and creepage distances | IEC 60664-1:2007-04 |
| Specification | IEC 60664-1:2007-04 |
| Minimum clearance - inhomogeneous field (III/3) | 1.5 mm |
| Minimum clearance - inhomogeneous field (III/2) | 1.5 mm |
| Minimum clearance - inhomogeneous field (II/2) | 1.5 mm |
| Minimum creepage distance value (III/3) | 2 mm |
| Minimum creepage distance value (III/2) | 1.5 mm |
| Minimum creepage distance value (II/2) | 1.6 mm |

Current carrying capacity / derating curves

| | |
|------------------|---|
| Caption | Type: MCV(W/R) 2,5/...-STF-3,5 with MC 1,5/...-GF-3,5 P...THR |
| Specification | IEC 61984:2008-10 |
| Reduction factor | 0.8 |
| Note | Representation based on IEC 60512-5-2:2002-02 |
| | For number of positions, see diagram |

Mechanical tests (A)

| | |
|--|-------------|
| Test specification | IEC 61984 |
| Insertion strength per pos. approx. | 7 N |
| Withdraw strength per pos. approx. | 8 N |
| Polarization when inserted requirement >20 N | Test passed |
| Contact holder in insert requirements >20 N | Test passed |

Durability tests (B)

| | |
|--|-----------------------|
| Specification | IEC 60512-9-1:2010-03 |
| Contact resistance R ₁ | 3.5 mΩ |
| Insertion/withdrawal cycles | 25 |
| Contact resistance R ₂ | 3.6 mΩ |
| Impulse withstand voltage at sea level | 2.95 kV |
| Power-frequency withstand voltage | 1.39 kV |
| Insulation resistance, neighboring positions | > 0.2 TΩ |

Thermal tests (C)

| | |
|---|-----------------------|
| Specification | IEC 60512-5-1:2002-02 |
| Number of positions | 12 |
| Conductor cross section | 1.5 mm ² |
| Test current | 8 A |
| Upper limiting temperature requirements <100 °C | Test passed |

Printed-circuit board connector - MCVW 1,5/ 9-STF-3,5 - 1863071

Technical data

Climatic tests (D)

| | |
|--|---|
| Specification | ISO 6988:1985-02 |
| Cold stress | -40 °C/2 h |
| Thermal stress | 100 °C/168 h |
| Corrosive stress | 0.2 dm ³ SO ₂ on 300 dm ³ /40 °C/1 cycle |
| Impulse withstand voltage at sea level | 2.95 kV |
| Power-frequency withstand voltage | 1.39 kV |

Environmental and durability tests (E)

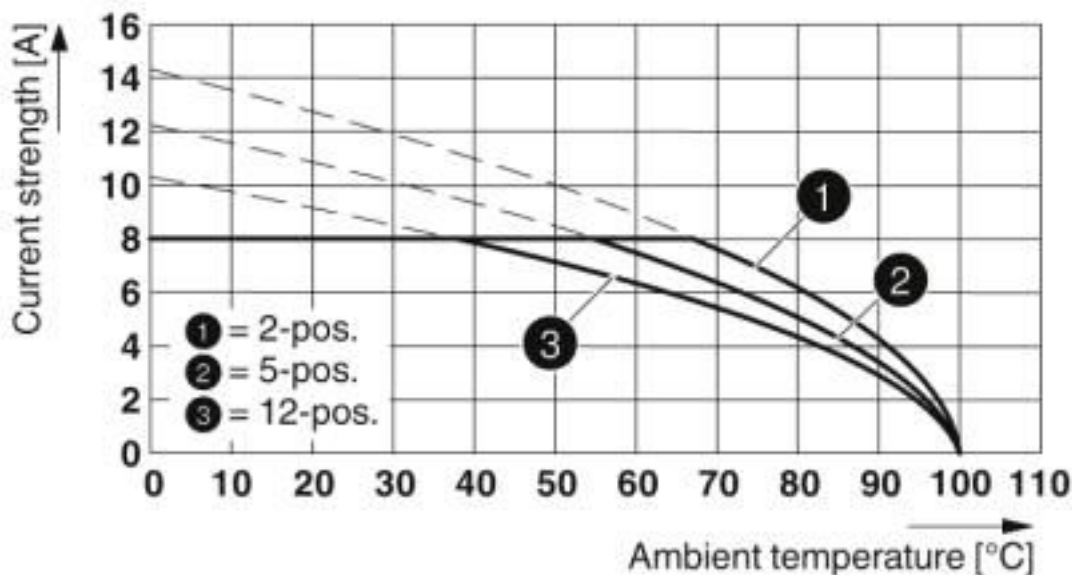
| | |
|---------------------------------------|-------------------------------------|
| Specification | IEC 61984:2008-10 |
| Result, degree of protection, IP code | Finger safety with IP20 test finger |

Environmental Product Compliance

| | |
|------------|---|
| REACH SVHC | Lead 7439-92-1 |
| China RoHS | Environmentally Friendly Use Period = 50 years |
| | For details about hazardous substances go to tab "Downloads", Category "Manufacturer's declaration" |

Drawings

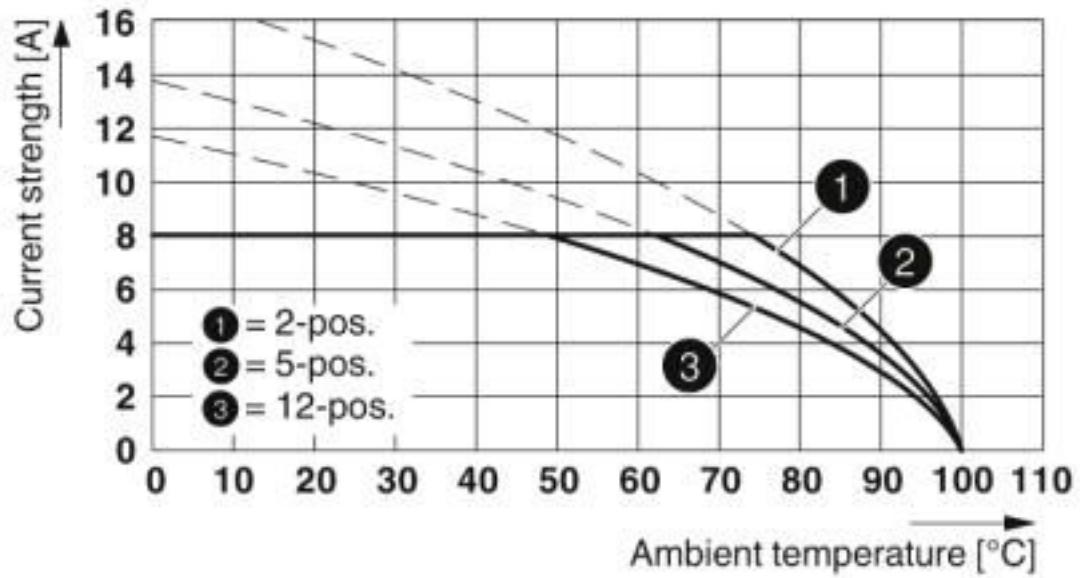
Diagram



Type: MCV(W/R) 2,5/...-STF-3,5 with MC 1,5/...-GF-3,5 P...THR

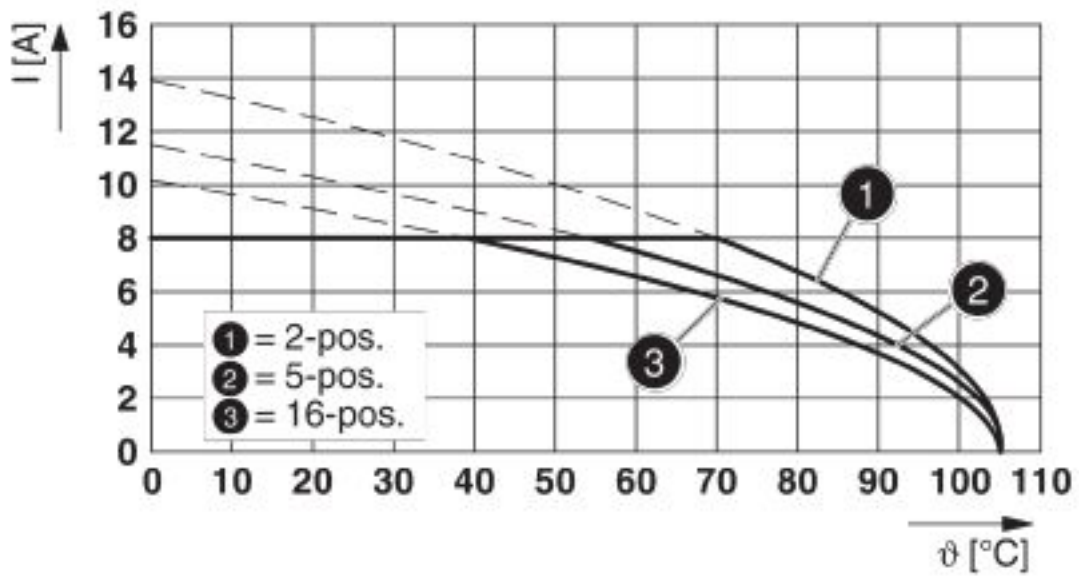
Printed-circuit board connector - MCVW 1,5/ 9-STF-3,5 - 1863071

Diagram



Type: MCV(W/R) 1,5/...-STF-3,81 with MCV 1,5/...-GF-3,5 P... THR

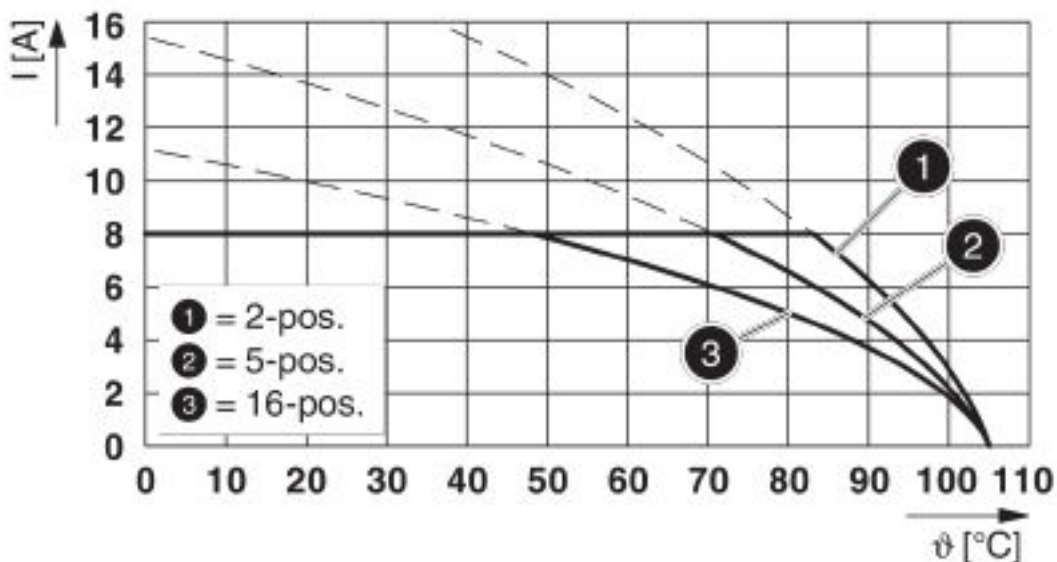
Diagram



Type: MCVW 1,5/...-STF-3,5 with MC 1,5/...-GF-3,5

Printed-circuit board connector - MCVW 1,5/ 9-STF-3,5 - 1863071

Diagram



Type: MCVW 1,5/...-STF-3,5 with MCV 1,5/...-GF-3,5

Classifications

eCl@ss

| | |
|---------------|----------|
| eCl@ss 10.0.1 | 27440309 |
| eCl@ss 4.0 | 27260700 |
| eCl@ss 4.1 | 27260700 |
| eCl@ss 5.0 | 27260700 |
| eCl@ss 5.1 | 27260700 |
| eCl@ss 6.0 | 27260700 |
| eCl@ss 7.0 | 27440309 |
| eCl@ss 8.0 | 27440309 |
| eCl@ss 9.0 | 27440309 |

ETIM

| | |
|----------|----------|
| ETIM 3.0 | EC001121 |
| ETIM 4.0 | EC002638 |
| ETIM 5.0 | EC002638 |
| ETIM 6.0 | EC002638 |
| ETIM 7.0 | EC002638 |

UNSPSC

| | |
|---------------|----------|
| UNSPSC 6.01 | 30211810 |
| UNSPSC 7.0901 | 39121409 |
| UNSPSC 11 | 39121409 |
| UNSPSC 12.01 | 39121409 |

Printed-circuit board connector - MCVW 1,5/ 9-STF-3,5 - 1863071

Classifications

UNSPSC

| | |
|-------------|----------|
| UNSPSC 13.2 | 39121409 |
| UNSPSC 18.0 | 39121409 |
| UNSPSC 19.0 | 39121409 |
| UNSPSC 20.0 | 39121409 |
| UNSPSC 21.0 | 39121409 |

Approvals

Approvals

Approvals

IECEE CB Scheme / VDE Gutachten mit Fertigungsüberwachung / EAC / cULus Recognized

Ex Approvals

Approval details

| | | | |
|----------------------------|---------|---|----------------|
| IECEE CB Scheme | | http://www.iecee.org/ | DE1-60987-B1B2 |
| Nominal voltage UN | 160 V | | |
| Nominal current IN | 8 A | | |
| mm ² /AWG/kcmil | 0.2-1.5 | | |

| | | | |
|---|---------|---|----------|
| VDE Gutachten mit Fertigungsüberwachung | | http://www2.vde.com/de/Institut/Online-Service/VDE-gepruefteProdukte/Seiten/Online-Suche.aspx | 40011723 |
| Nominal voltage UN | 160 V | | |
| Nominal current IN | 8 A | | |
| mm ² /AWG/kcmil | 0.2-1.5 | | |

| | | |
|-----|--|---------|
| EAC | | B.01687 |
|-----|--|---------|

Printed-circuit board connector - MCVW 1,5/ 9-STF-3,5 - 1863071

Approvals

| | | | |
|----------------------------|-------|---|-----------------|
| cULus Recognized | | http://database.ul.com/cgi-bin/XYV/template/LISEXT/1FRAME/index.htm | E60425-20110128 |
| | B | D | |
| Nominal voltage UN | 300 V | 300 V | |
| Nominal current IN | 8 A | 8 A | |
| mm ² /AWG/kcmil | 30-14 | 30-14 | |

Accessories

Accessories

Labeled terminal marker

Marker card - SK 3,5/2,8:FORTL.ZAHLEN - 0804073



Marker card, Card, white, labeled, horizontal: consecutive numbers 1 ... 10, 11 ... 20, etc. up to 91 ... 99, mounting type: adhesive, for terminal block width: 3.5 mm, lettering field size: 3.5 x 2.8 mm

Screwdriver tools

Screwdriver - SZS 0,4X2,5 VDE - 1205037



Screwdriver, slot-headed, VDE insulated, size: 0.4 x 2.5 x 80 mm, 2-component grip, with non-slip grip

Additional products

Printed-circuit board connector - MCV 1,5/ 9-GF-3,5 P20 THRR56 - 1780804



PCB headers, nominal current: 8 A, rated voltage (III/2): 160 V, nominal cross section: 1.5 mm², number of positions: 9, pitch: 3.5 mm, color: black, contact surface: Tin, mounting: THR soldering, pin layout: Linear pinning, solder pin [P]: 2 mm, User information and design recommendations for through hole reflow technology can be found under: Downloads

Printed-circuit board connector - MCVW 1,5/ 9-STF-3,5 - 1863071

Accessories

Printed-circuit board connector - MC 1,5/ 9-GF-3,5 P26 THR - 1789300

PCB headers, nominal current: 8 A, rated voltage (III/2): 160 V, nominal cross section: 1.5 mm², number of positions: 9, pitch: 3.5 mm, color: black, contact surface: Tin, mounting: THR soldering, pin layout: Linear pinning, solder pin [P]: 2.6 mm



Printed-circuit board connector - MC 1,5/ 9-GF-3,5 P14 THR - 1789740

PCB headers, nominal current: 8 A, rated voltage (III/2): 160 V, nominal cross section: 1.5 mm², number of positions: 9, pitch: 3.5 mm, color: black, contact surface: Tin, mounting: THR soldering, pin layout: Linear pinning, solder pin [P]: 1.4 mm



Feed-through header - MCV 1,5/ 9-GF-3,5 - 1843295

PCB headers, nominal current: 8 A, rated voltage (III/2): 160 V, nominal cross section: 1.5 mm², number of positions: 9, pitch: 3.5 mm, color: green, contact surface: Tin, mounting: Wave soldering, pin layout: Linear pinning, solder pin [P]: 3.4 mm



Feed-through header - MC 1,5/ 9-GF-3,5 - 1843868

PCB headers, nominal current: 8 A, rated voltage (III/2): 160 V, nominal cross section: 1.5 mm², number of positions: 9, pitch: 3.5 mm, color: green, contact surface: Tin, mounting: Wave soldering, pin layout: Linear pinning, solder pin [P]: 3.4 mm



Feed-through header - EMC 1,5/ 9-GF-3,5 - 1897319

PCB headers, nominal current: 8 A, rated voltage (III/2): 160 V, nominal cross section: 1.5 mm², number of positions: 9, pitch: 3.5 mm, color: green, contact surface: Tin, mounting: Press-in technology, pin layout: Linear pinning, solder pin [P]: 3.5 mm



Printed-circuit board connector - MCVW 1,5/ 9-STF-3,5 - 1863071

Accessories

Feed-through header - EMCV 1,5/ 9-GF-3,5 - 1911237

PCB headers, nominal current: 8 A, rated voltage (III/2): 160 V, nominal cross section: 1.5 mm², number of positions: 9, pitch: 3.5 mm, color: green, contact surface: Tin, mounting: Press-in technology, pin layout: Linear pinning, solder pin [P]: 3.8 mm



Feed-through header - MC 1,5/ 9-GF-3,5 THT - 1937389

PCB headers, number of positions: 9, pitch: 3.5 mm, color: black, contact surface: Tin, pin layout: Linear pinning, solder pin [P]: 3.4 mm, User information and design recommendations for through hole reflow technology can be found under: Downloads



Feed-through header - MCV 1,5/ 9-GF-3,5 THT - 1937473

PCB headers, number of positions: 9, pitch: 3.5 mm, color: black, contact surface: Tin, pin layout: Linear pinning, User information and design recommendations for through hole reflow technology can be found under: Downloads



Feed-through header - MC 1,5/ 9-GF-3,5 THT-R56 - 1996935

PCB headers, number of positions: 9, pitch: 3.5 mm, color: black, contact surface: Tin, pin layout: Linear pinning, solder pin [P]: 3.4 mm, User information and design recommendations for through hole reflow technology can be found under: Downloads



X-ON Electronics

Largest Supplier of Electrical and Electronic Components

Click to view similar products for [Pluggable Terminal Blocks](#) category:

Click to view products by [Phoenix Contact](#) manufacturer:

Other Similar products are found below :

[57.510.0053](#) [MC 1.5/ 6-ST-3.5 GY AU](#) [734-104](#) [734-302](#) [8-141-P](#) [8426620000](#) [860505](#) [860810](#) [GBPACX-12](#) [93.731.4953.0](#) [PV05-5,08-K](#)
[PVP02-5,00](#) [PVP03-3,50](#) [PVP04-3,50](#) [PVS02-5,00](#) [1-1986160-3](#) [1377680000](#) [1531000000](#) [1546228-5](#) [ELFH16150](#) [ELFP03110](#)
[ELFP10210](#) [ELFT06250](#) [ELVP03100](#) [1700101](#) [1700410](#) [1700425](#) [1702246](#) [1705229](#) [1710175](#) [1714537](#) [1717806](#) [1719600](#) [1728941](#)
[1734692](#) [1734795](#) [1736036](#) [1740194](#) [1740291](#) [1740628](#) [1740990](#) [1746952](#) [1750207](#) [1752441](#) [1752865](#) [1754115](#) [1754144](#) [1756913](#)
[1760051](#) [1760336](#)