

# Printed-circuit board connector - FKCVR 2,5/12-STF-5,08 - 1874206

Please be informed that the data shown in this PDF Document is generated from our Online Catalog. Please find the complete data in the user's documentation. Our General Terms of Use for Downloads are valid (<http://phoenixcontact.com/download>)



PCB connector, nominal current: 12 A, rated voltage (III/2): 320 V, nominal cross section: 2.5 mm<sup>2</sup>, number of positions: 12, pitch: 5.08 mm, connection method: Push-in spring connection, color: green, contact surface: Tin


The figure shows a 10-position version of the product

## Your advantages

- Time saving push-in connection, tools not required
- Intuitive use through colour coded actuation lever
- Quick and convenient testing using integrated test option
- Screwable flange for superior mechanical stability
- Can be combined with the MSTB 2,5 range



## Key Commercial Data

|                        |   |
|------------------------|---|
| Packing unit           | 50 pc   |
| Minimum order quantity | 50 pc   |
| GTIN                   | <br>4 017918 143596 |
| GTIN                   | 4017918143596   |

## Technical data

### Item properties

|                           |                                 |
|---------------------------|---------------------------------|
| Brief article description | Printed-circuit board connector |
| Plug-in system            | CLASSIC COMBICON                |
| Type of contact           | Female connector                |
| Range of articles         | FKCVR 2,5/...-STF               |
| Pitch                     | 5.08 mm                         |
| Number of positions       | 12                              |
| Connection method         | Push-in spring connection       |
| Locking                   | Screw flange                    |
| Number of levels          | 1                               |

# Printed-circuit board connector - FKCVR 2,5/12-STF-5,08 - 1874206

## Technical data

### Item properties

|                       |    |
|-----------------------|----|
| Number of connections | 12 |
| Number of potentials  | 12 |

### Electrical parameters

|                             |       |
|-----------------------------|-------|
| Nominal current             | 12 A  |
| Nom. voltage                | 320 V |
| Rated voltage               | 250 V |
| Rated voltage (III/2)       | 320 V |
| Rated voltage (II/2)        | 630 V |
| Rated surge voltage (III/3) | 4 kV  |
| Rated surge voltage (III/2) | 4 kV  |
| Rated surge voltage (II/2)  | 4 kV  |

### Connection capacity

|   |  |
|---|--|
| Connection method   | Push-in spring connection                    |
| pluggable   | Yes  |
| Conductor cross section solid   | 0.2 mm <sup>2</sup> ... 2.5 mm <sup>2</sup>  |
| Conductor cross section flexible  | 0.2 mm <sup>2</sup> ... 2.5 mm <sup>2</sup>  |
| Conductor cross section AWG / kcmil   | 24 ... 12                                    |
| Conductor cross section flexible, with ferrule without plastic sleeve                     | 0.25 mm <sup>2</sup> ... 2.5 mm <sup>2</sup> |
| Conductor cross section, flexible, with ferrule, with plastic sleeve                      | 0.25 mm <sup>2</sup> ... 2.5 mm <sup>2</sup> |
| 2 conductors with the same cross section, flexible, with TWIN ferrule with plastic sleeve | 0.5 mm <sup>2</sup> ... 1.5 mm <sup>2</sup>  |
| Stripping length  | 10 mm  |

### Flange specifications

|                 |               |
|-----------------|---------------|
| Type of locking | Screw locking |
| Mounting flange | Screw flange  |

### Material data - contact

|  |   |
|--|---|
| Note                                     | WEEE/RoHS-compliant, free of whiskers according to IEC 60068-2-82/ JEDEC JESD 201 |
| Contact material                         | Cu alloy  |
| Surface characteristics                  | hot-dip tin-plated  |
| Metal surface terminal point (top layer) | Tin (4 - 8 µm Sn)   |
| Metal surface contact area (top layer)   | Tin (4 - 8 µm Sn)   |

### Material data - housing

|  |              |
|--|--------------|
| Housing color  | green (6021) |
| Insulating material  | PA           |
| Insulating material group                                    | I            |
| CTI according to IEC 60112                                   | 600          |
| Flammability rating according to UL 94                       | V0           |
| Glow wire flammability index GWFI according to EN 60695-2-12 | 850          |

# Printed-circuit board connector - FKCVR 2,5/12-STF-5,08 - 1874206

## Technical data

### Material data - housing

|   |        |
|---|--------|
| Glow wire ignition temperature GWIT according to EN 60695-2-13    | 775    |
| Temperature for the ball pressure test according to EN 60695-10-2 | 125 °C |

### Material data – actuating element

|  |     |
|--|-----|
| Insulating material                    | PBT |
| CTI according to IEC 60112             | 600 |
| Flammability rating according to UL 94 | V0  |

### Dimensions for the product

|                             |          |
|-----------------------------|----------|
| Length [ l ]                | 26.6 mm  |
| Width [ w ]                 | 71.06 mm |
| Height [ h ]                | 16.8 mm  |
| Pitch                       | 5.08 mm  |
| Height (without solder pin) | 16.8 mm  |

### Packaging information

|                            |                     |
|----------------------------|---------------------|
| Type of packaging          | packed in cardboard |
| Pieces per package         | 50                  |
| Denomination packing units | Pcs.                |

### Ambient conditions

|   |   |
|---|---|
| Ambient temperature (storage/transport) | -40 °C ... 70 °C                                    |
| Ambient temperature (assembly)          | -5 °C ... 100 °C                                    |
| Ambient temperature (operation)         | -40 °C ... 100 °C (dependent on the derating curve) |

### Termination and connection method

|  |                     |
|--|---------------------|
| Test for conductor damage and slackening | IEC 60999-1:1999-11 |
|  | Test passed         |

### Pull-out test

|  |   |
|--|---|
| Pull-out test  | IEC 60999-1:1999-11                     |
|  | Test passed                             |
| Conductor cross section / conductor type / tensile force | 0.2 mm <sup>2</sup> / solid / > 10 N    |
|  | 0.2 mm <sup>2</sup> / flexible / > 10 N |
|  | 2.5 mm <sup>2</sup> / solid / > 50 N    |
|  | 2.5 mm <sup>2</sup> / flexible / > 50 N |

### Mechanical tests according to standard

|                                     |                        |
|-------------------------------------|------------------------|
| Test specification                  | IEC 61984              |
| Visual inspection                   | IEC 60512-1-1:2002-02  |
| Dimension check                     | IEC 60512-1-2:2002-02  |
| Resistance of inscriptions          | IEC 60068-2-70:1995-12 |
| Insertion and withdrawal force      | IEC 60512-13-2:2006-02 |
| No. of cycles                       | 25                     |
| Insertion strength per pos. approx. | 8 N                    |

# Printed-circuit board connector - FKCVR 2,5/12-STF-5,08 - 1874206

## Technical data

### Mechanical tests according to standard

|                                    |                        |
|------------------------------------|------------------------|
| Withdraw strength per pos. approx. | 6 N                    |
| Polarization and coding            | IEC 60512-13-5:2006-02 |
| Contact holder in insert           | IEC 60512-15-1:2008-05 |
| Test force per pos.                | 30 N                   |

### Air clearances and creepage distances

|   |                     |
|---|---------------------|
| Clearances and creepage distances               | IEC 60664-1:2007-04 |
| Specification                                   | IEC 60664-1:2007-04 |
| Minimum clearance - inhomogeneous field (III/3) | 3 mm                |
| Minimum clearance - inhomogeneous field (III/2) | 3 mm                |
| Minimum clearance - inhomogeneous field (II/2)  | 3 mm                |
| Minimum creepage distance value (III/3)         | 3.2 mm              |
| Minimum creepage distance value (III/2)         | 1.6 mm              |
| Minimum creepage distance value (II/2)          | 3.2 mm              |

### Current carrying capacity / derating curves

|                  |  |
|------------------|--|
| Caption          | Type: FKCVR 2,5/...-STF-5,08 with DFK-MSTB 2,5/...-GF-5,08 |
| Specification    | IEC 61984:2008-10  |
| Reduction factor | 0.8  |
| Note             | Representation based on IEC 60512-5-2:2002-02              |
|                  | For number of positions, see diagram                       |

### Mechanical tests (A)

|  |             |
|--|-------------|
| Test specification                           | IEC 61984   |
| Insertion strength per pos. approx.          | 8 N         |
| Withdraw strength per pos. approx.           | 6 N         |
| Polarization when inserted requirement >20 N | Test passed |
| Contact holder in insert requirements >20 N  | Test passed |

### Durability tests (B)

|  |                       |
|--|-----------------------|
| Specification                                | IEC 60512-9-1:2010-03 |
| Contact resistance R <sub>1</sub>            | 1.3 mΩ                |
| Insertion/withdrawal cycles                  | 25                    |
| Contact resistance R <sub>2</sub>            | 1.5 mΩ                |
| Impulse withstand voltage at sea level       | 4.8 kV                |
| Power-frequency withstand voltage            | 2.21 kV               |
| Insulation resistance, neighboring positions | > 20 GΩ               |

### Thermal tests (C)

|                         |                       |
|-------------------------|-----------------------|
| Specification           | IEC 60512-5-1:2002-02 |
| Number of positions     | 16                    |
| Conductor cross section | 2.5 mm <sup>2</sup>   |
| Test current            | 12 A                  |

# Printed-circuit board connector - FKCVR 2,5/12-STF-5,08 - 1874206

## Technical data

### Thermal tests (C)

|   |             |
|---|-------------|
| Upper limiting temperature requirements <100 °C | Test passed |
|---|-------------|

### Climatic tests (D)

|  |   |
|--|---|
| Specification                          | ISO 6988:1985-02  |
| Cold stress                            | -40 °C/2 h  |
| Thermal stress                         | 100 °C/168 h  |
| Corrosive stress                       | 0.2 dm <sup>3</sup> SO <sub>2</sub> on 300 dm <sup>3</sup> /40 °C/1 cycle |
| Impulse withstand voltage at sea level | 4.8 kV  |
| Power-frequency withstand voltage      | 2.21 kV   |

### Environmental and durability tests (E)

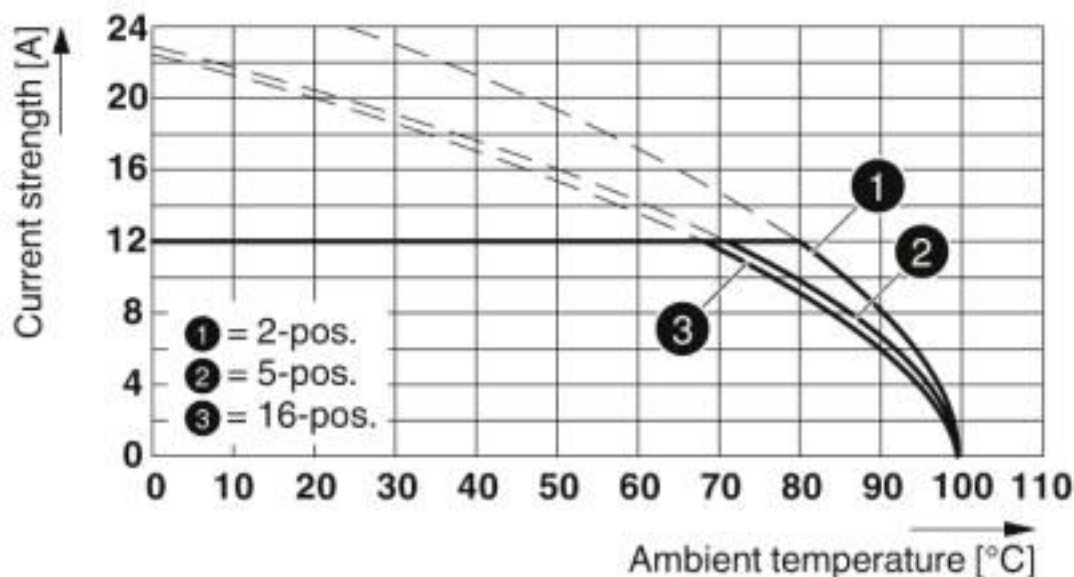
|                                       |                                     |
|---------------------------------------|-------------------------------------|
| Specification                         | IEC 61984:2008-10                   |
| Result, degree of protection, IP code | Finger safety with IP20 test finger |

### Environmental Product Compliance

|            |   |
|------------|---|
| China RoHS | Environmentally friendly use period: unlimited = EFUP-e |
|            | No hazardous substances above threshold values          |

## Drawings

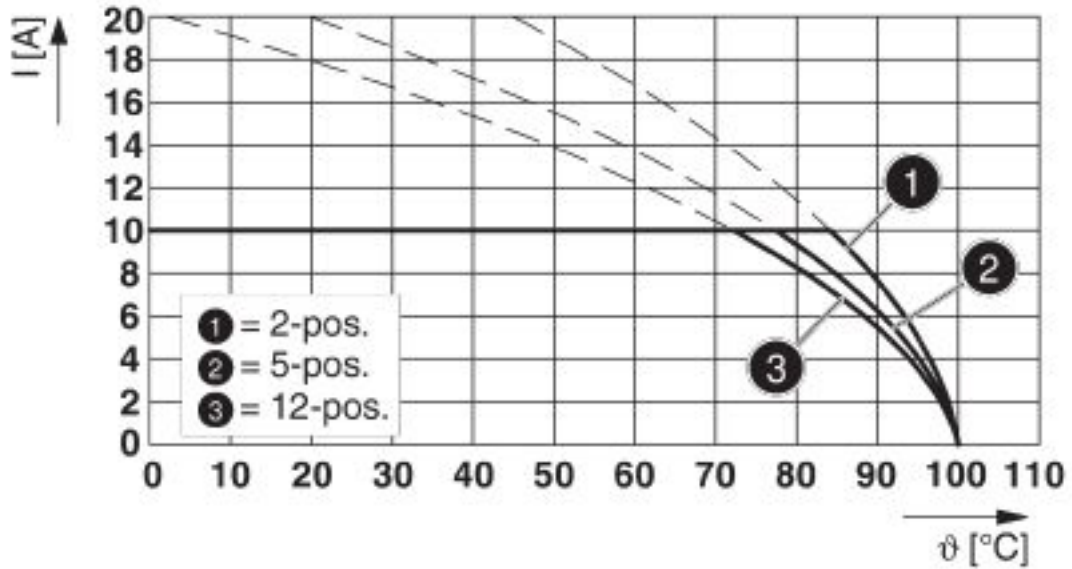
Diagram



Type: FKCVR 2,5/...-STF-5,08 with DFK-MSTB 2,5/...-GF-5,08

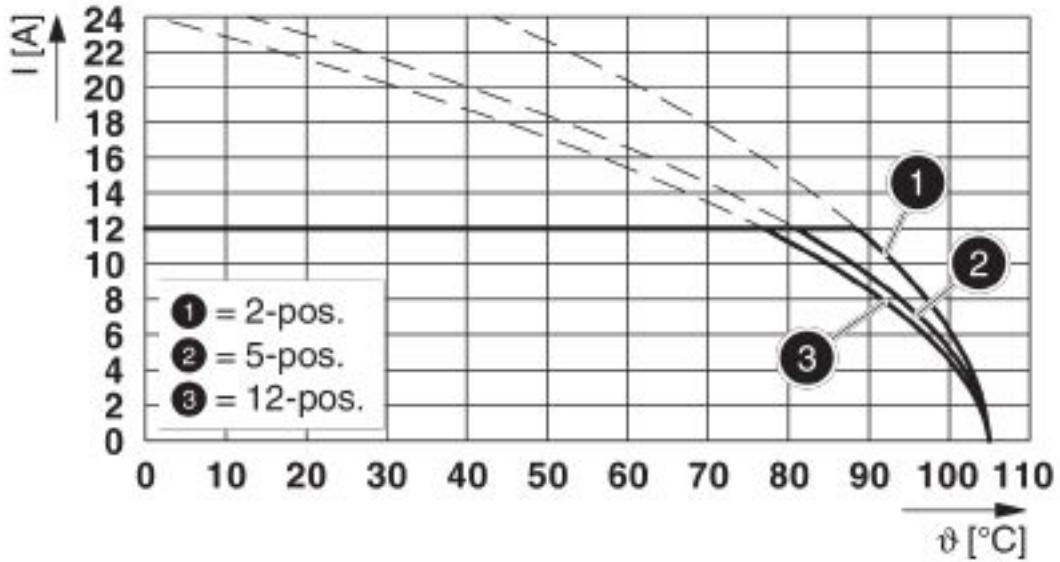
# Printed-circuit board connector - FKCVR 2,5/12-STF-5,08 - 1874206

Diagram



Type: FKCV(W/R) 2,5/...-STF-5,08 with MDSTB 2,5/...-GF-5,08

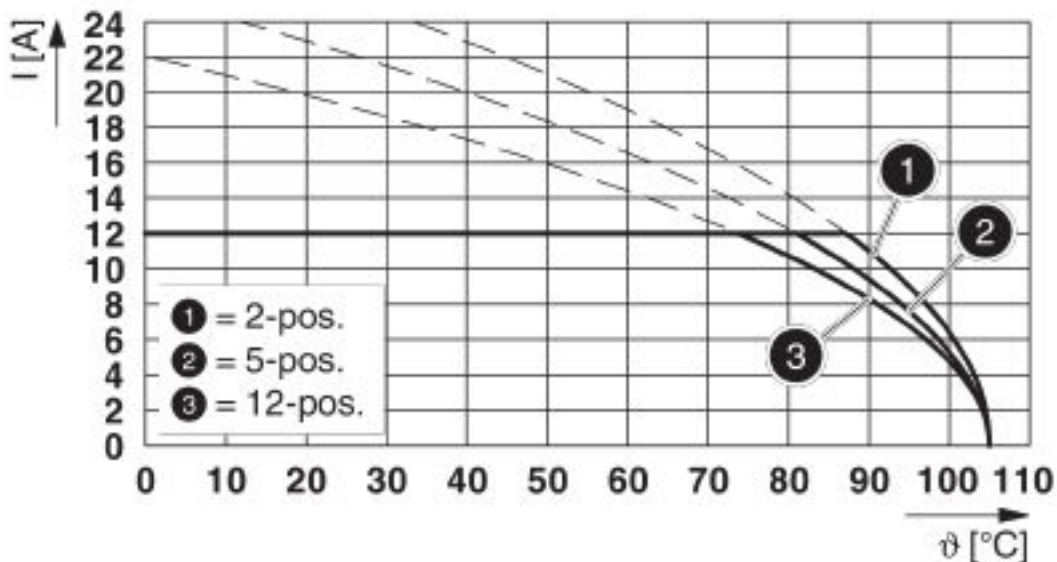
Diagram



Type: FKCVR 2,5/...-STF-5,08 with CC 2,5/...-GF-5,08 P...THR

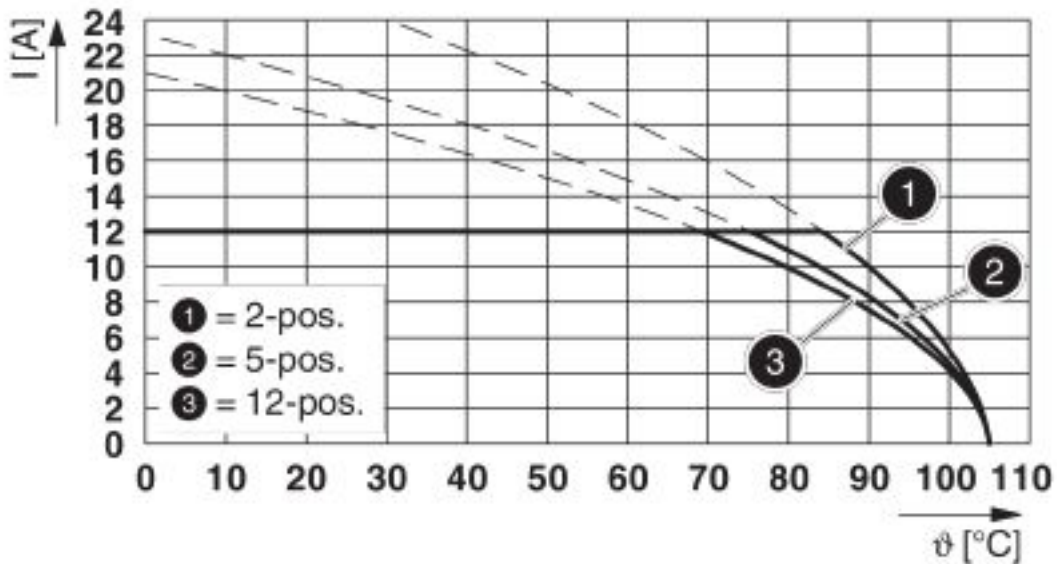
# Printed-circuit board connector - FKCVR 2,5/12-STF-5,08 - 1874206

Diagram



Type: FKCVR 2,5/...-STF-5,08 with CCV 2,5/...-GF-5,08 P...THR

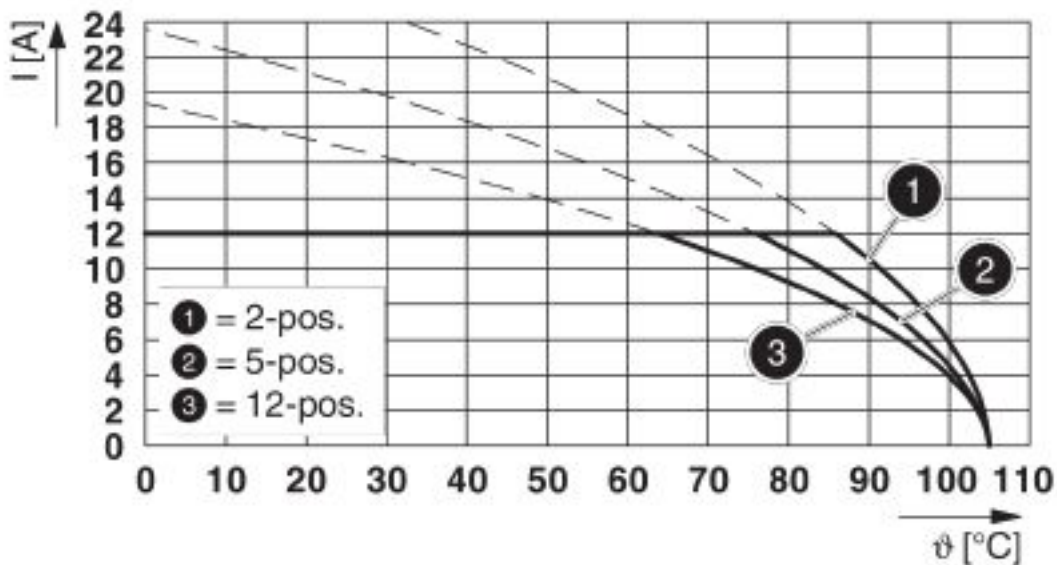
Diagram



Type: FKCVR 2,5/...-STF-5,08 with CC 2,5/...-GF-5,08-LR P...THR

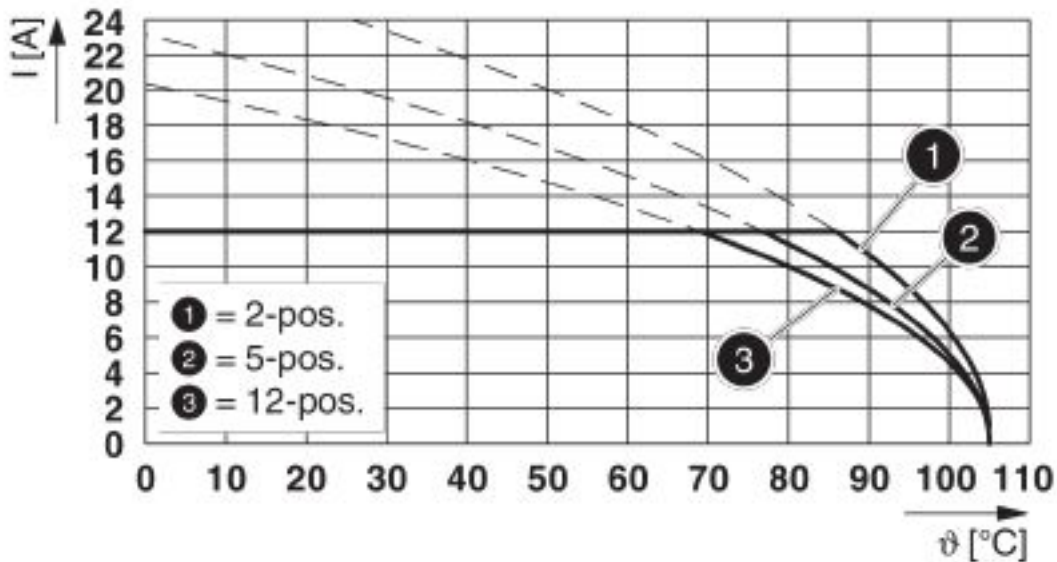
# Printed-circuit board connector - FKCVR 2,5/12-STF-5,08 - 1874206

Diagram



Type: FKCVR 2,5/...-STF-5,08 with CCV 2,5/...-GF-5,08-LR P...THR

Diagram

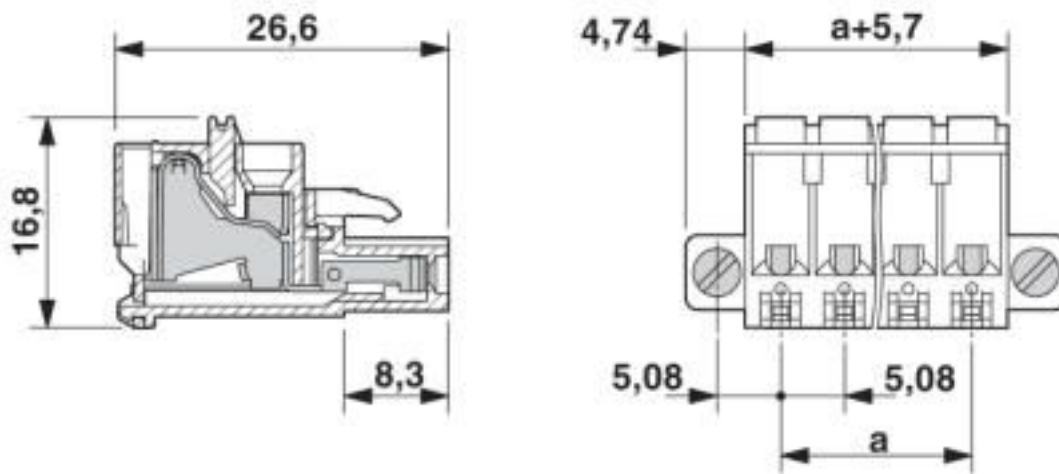


Type: FKCVR 2,5/...-STF-5,08 with MSTB 2,5/...-GF-5,08



# Printed-circuit board connector - FKCVR 2,5/12-STF-5,08 - 1874206

Dimensional drawing



## Classifications

### eCl@ss

|               |          |
|---------------|----------|
| eCl@ss 10.0.1 | 27440309 |
| eCl@ss 4.0    | 27260700 |
| eCl@ss 4.1    | 27260700 |
| eCl@ss 5.0    | 27260700 |
| eCl@ss 5.1    | 27260700 |
| eCl@ss 6.0    | 27260700 |
| eCl@ss 7.0    | 27440309 |
| eCl@ss 8.0    | 27440309 |
| eCl@ss 9.0    | 27440309 |

### ETIM

|          |          |
|----------|----------|
| ETIM 3.0 | EC001121 |
| ETIM 4.0 | EC002638 |
| ETIM 5.0 | EC002638 |
| ETIM 6.0 | EC002638 |
| ETIM 7.0 | EC002638 |

### UNSPSC

|               |          |
|---------------|----------|
| UNSPSC 6.01   | 30211810 |
| UNSPSC 7.0901 | 39121409 |
| UNSPSC 11     | 39121409 |
| UNSPSC 12.01  | 39121409 |
| UNSPSC 13.2   | 39121409 |
| UNSPSC 18.0   | 39121409 |
| UNSPSC 19.0   | 39121409 |
| UNSPSC 20.0   | 39121409 |

# Printed-circuit board connector - FKCVR 2,5/12-STF-5,08 - 1874206

## Classifications

### UNSPSC

|             |          |
|-------------|----------|
| UNSPSC 21.0 | 39121409 |
|-------------|----------|

## Approvals

### Approvals

### Approvals

IECEE CB Scheme / EAC / cULus Recognized / VDE Zeichengenehmigung

### Ex Approvals

## Approval details

|                            |         |   |                |
|----------------------------|---------|---|----------------|
| IECEE CB Scheme            |         | <a href="http://www.iecee.org/">http://www.iecee.org/</a> | DE1-60988-B1B2 |
| Nominal voltage UN         | 250 V   |   |                |
| Nominal current IN         | 12 A    |   |                |
| mm <sup>2</sup> /AWG/kcmil | 0.2-2.5 |   |                |

|     |  |         |
|-----|--|---------|
| EAC |  | B.01687 |
|-----|--|---------|

|                            |       |   |                 |
|----------------------------|-------|---|-----------------|
| cULus Recognized           |       | <a href="http://database.ul.com/cgi-bin/XYV/template/LISEXT/1FRAME/index.htm">http://database.ul.com/cgi-bin/XYV/template/LISEXT/1FRAME/index.htm</a> | E60425-19931011 |
|                            | B     | D   |                 |
| Nominal voltage UN         | 300 V | 300 V   |                 |
| Nominal current IN         | 10 A  | 10 A  |                 |
| mm <sup>2</sup> /AWG/kcmil | 26-12 | 26-12   |                 |

|                            |         |   |          |
|----------------------------|---------|---|----------|
| VDE Zeichengenehmigung     |         | <a href="http://www2.vde.com/de/Institut/Online-Service/VDE-gepruefteProdukte/Seiten/Online-Suche.aspx">http://www2.vde.com/de/Institut/Online-Service/VDE-gepruefteProdukte/Seiten/Online-Suche.aspx</a> | 40050694 |
| Nominal voltage UN         | 250 V   |   |          |
| Nominal current IN         | 12 A    |   |          |
| mm <sup>2</sup> /AWG/kcmil | 0.2-2.5 |   |          |

## Printed-circuit board connector - FKCVR 2,5/12-STF-5,08 - 1874206

### Accessories

#### Accessories

#### Coding element

Coding profile - CP-MSTB - 1734634

Coding profile, is inserted into the slot on the plug or inverted header, red insulating material



---

### Labeled terminal marker

Marker card - SK 5,08/3,8:FORTL.ZAHLEN - 0804293



Marker card, Card, white, labeled, horizontal: consecutive numbers 1 ... 10, 11 ... 20, etc. up to 91 ... (99)100, mounting type: adhesive, for terminal block width: 5.08 mm, lettering field size: 5.08 x 3.8 mm

---

### Screwdriver tools

Screwdriver - SZS 0,6X3,5 - 1205053



Actuation tool, for ST terminal blocks, insulated, also suitable for use as a bladed screwdriver, size: 0.6 x 3.5 x 100 mm, 2-component grip, with non-slip grip

---

### Strain relief

Strain relief - STZ 4-FKC-5,08 - 1876877



Strain relief for snapping into the latching chambers of the plugs, 4-pos.

---

Strain relief - STZ 8-FKC-5,08 - 1876880



Strain relief for snapping into the latching chambers of the plug components, 8-pos.

## Printed-circuit board connector - FKCVR 2,5/12-STF-5,08 - 1874206

### Accessories

---

#### Test plug terminal block

Test plugs - MPS-MT - 0201744



Test plugs, with solder connection up to 1 mm<sup>2</sup> conductor cross section, color: gray

---

#### Reducing plug - RPS - 0201647



Reducing plug, color: gray

---

### Additional products

Feed-through header - MSTB 2,5/12-GF-5,08 - 1776605



PCB headers, nominal current: 12 A, rated voltage (III/2): 320 V, nominal cross section: 2.5 mm<sup>2</sup>, number of positions: 12, pitch: 5.08 mm, color: green, contact surface: Tin, mounting: Wave soldering, pin layout: Linear pinning, solder pin [P]: 3.5 mm

---

Printed-circuit board connector - MSTBV 2,5/12-GF-5,08 - 1777170



PCB headers, nominal current: 12 A, rated voltage (III/2): 320 V, nominal cross section: 2.5 mm<sup>2</sup>, number of positions: 12, pitch: 5.08 mm, color: green, contact surface: Tin, mounting: Wave soldering, pin layout: Linear pinning, solder pin [P]: 3.9 mm

---

Feed-through header - MDSTB 2,5/12-GF-5,08 - 1842461



PCB headers, nominal current: 10 A, rated voltage (III/2): 320 V, nominal cross section: 2.5 mm<sup>2</sup>, number of positions: 12, pitch: 5.08 mm, color: green, contact surface: Tin, mounting: Wave soldering, pin layout: Linear pinning, solder pin [P]: 3.2 mm, The article can be aligned to create different nos. of positions! In combination with MVSTB or FKCV plug components, both an MVSTBW (or FKCVW) and an MVSTBR plug (or FKCVR) must be used. Combination with TMSTBP plug components is not possible!

---

## Printed-circuit board connector - FKCVR 2,5/12-STF-5,08 - 1874206

### Accessories

#### Feed-through header - MDSTBV 2,5/12-GF-5,08 - 1845730



PCB headers, nominal current: 10 A, rated voltage (III/2): 320 V, nominal cross section: 2.5 mm<sup>2</sup>, number of positions: 12, pitch: 5.08 mm, color: green, contact surface: Tin, mounting: Wave soldering, pin layout: Linear pinning, solder pin [P]: 3.9 mm, The article can be aligned to create different nos. of positions! In combination with MVSTB or FKCV plug components, both an MVSTBW (or FKCVW) and an MVSTBR plug (or FKCVR) must be used. Combination with TMSTBP plug components is not possible!

#### Printed-circuit board connector - DFK-MSTBA 2,5/12-GF-5,08 - 1899087



Feed-through header, nominal current: 12 A, rated voltage (III/2): 320 V, nominal cross section: 2.5 mm<sup>2</sup>, number of positions: 12, pitch: 5.08 mm, color: green, contact surface: Tin, mounting: Wave soldering, pin layout: Linear pinning, solder pin [P]: 3.2 mm

#### Printed-circuit board connector - DFK-MSTBVA 2,5/12-GF-5,08 - 1899388



Feed-through header, nominal current: 12 A, rated voltage (III/2): 320 V, nominal cross section: 2.5 mm<sup>2</sup>, number of positions: 12, pitch: 5.08 mm, color: green, contact surface: Tin, mounting: Wave soldering, pin layout: Linear pinning, solder pin [P]: 3.9 mm

#### Printed-circuit board connector - CC 2,5/12-GF-5,08 P26THR - 1954799



PCB headers, nominal current: 12 A, rated voltage (III/2): 320 V, nominal cross section: 2.5 mm<sup>2</sup>, number of positions: 12, pitch: 5.08 mm, color: black, contact surface: Tin, mounting: THR soldering, pin layout: Linear pinning, solder pin [P]: 2.6 mm, User information and design recommendations for through hole reflow technology can be found under: Downloads

#### Printed-circuit board connector - CC 2,5/12-GF-5,08 P26THRR88 - 1954906



PCB headers, nominal current: 12 A, rated voltage (III/2): 320 V, nominal cross section: 2.5 mm<sup>2</sup>, number of positions: 12, pitch: 5.08 mm, color: black, contact surface: Tin, mounting: THR soldering, pin layout: Linear pinning, solder pin [P]: 2.6 mm, User information and design recommendations for through hole reflow technology can be found under: Downloads

## Printed-circuit board connector - FKCVR 2,5/12-STF-5,08 - 1874206

### Accessories

#### Printed-circuit board connector - CCV 2,5/12-GF-5,08 P26THR - 1955730

PCB headers, nominal current: 12 A, rated voltage (III/2): 320 V, nominal cross section: 2.5 mm<sup>2</sup>, number of positions: 12, pitch: 5.08 mm, color: black, contact surface: Tin, mounting: THR soldering, pin layout: Linear pinning, solder pin [P]: 2.6 mm, User information and design recommendations for through hole reflow technology can be found under: Downloads



#### Printed-circuit board connector - CCV 2,5/12-GF-5,08 P26THRR88 - 1955840

PCB headers, nominal current: 12 A, rated voltage (III/2): 320 V, nominal cross section: 2.5 mm<sup>2</sup>, number of positions: 12, pitch: 5.08 mm, color: black, contact surface: Tin, mounting: THR soldering, pin layout: Linear pinning, solder pin [P]: 2.6 mm, User information and design recommendations for through hole reflow technology can be found under: Downloads



#### Printed-circuit board connector - CC 2,5/12-GFL-5,08P26THR - 1956360

PCB headers, nominal current: 12 A, rated voltage (III/2): 320 V, nominal cross section: 2.5 mm<sup>2</sup>, number of positions: 12, pitch: 5.08 mm, color: black, contact surface: Tin, mounting: THR soldering, pin layout: Linear pinning, solder pin [P]: 2.6 mm, Two-in-one – Pin strips must always be made up of a left (L) and a right (R) segment. Please allow for the corresponding counterpart from the accessories to complete the THR pin strip.



## X-ON Electronics

Largest Supplier of Electrical and Electronic Components

*Click to view similar products for [Pluggable Terminal Blocks](#) category:*

*Click to view products by [Phoenix Contact](#) manufacturer:*

Other Similar products are found below :

[57.510.0053](#) [MC 1.5/ 6-ST-3.5 GY AU](#) [734-104](#) [734-302](#) [8-141-P](#) [8426620000](#) [860505](#) [860810](#) [GBPACX-12](#) [93.731.4953.0](#) [PV05-5,08-K](#)  
[PVP02-5,00](#) [PVP03-3,50](#) [PVP04-3,50](#) [PVS02-5,00](#) [1-1986160-3](#) [1377680000](#) [1531000000](#) [1546228-5](#) [ELFH16150](#) [ELFP03110](#)  
[ELFP10210](#) [ELFT06250](#) [ELVP03100](#) [1700101](#) [1700410](#) [1700425](#) [1702246](#) [1705229](#) [1710175](#) [1714537](#) [1717806](#) [1719600](#) [1728941](#)  
[1734692](#) [1734795](#) [1736036](#) [1740194](#) [1740291](#) [1740628](#) [1740990](#) [1746952](#) [1750207](#) [1752441](#) [1752865](#) [1754115](#) [1754144](#) [1756913](#)  
[1760051](#) [1760336](#)