

# Printed-circuit board connector - TMSTBP 2,5/ 5-STF-5,08 AU - 1908732

Please be informed that the data shown in this PDF Document is generated from our Online Catalog. Please find the complete data in the user's documentation. Our General Terms of Use for Downloads are valid (<http://phoenixcontact.com/download>)

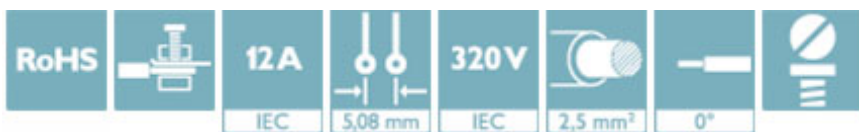


PCB connector, nominal current: 12 A, rated voltage (III/2): 320 V, number of positions: 5, pitch: 5.08 mm, connection method: Screw connection with tension sleeve, color: green, contact surface: Gold, The plug allows conductors to be looped through from module to module.

The figure shows a 10-position version of the product

## Your advantages

- ✓ Gold-plated contacts ensure transfer quality remains stable over the long term
- ✓ Well-known connection principle allows worldwide use
- ✓ Screwable flange for superior mechanical stability
- ✓ Quick and convenient testing using integrated test option
- ✓ Allows connection of two conductors
- ✓ Potentials can be easily looped through – ideal for BUS applications



## Key Commercial Data

|              |               |
|--------------|---------------|
| Packing unit | 50 pc         |
| GTIN         |               |
| GTIN         | 4017918447984 |

## Technical data

### Dimensions

|              |          |
|--------------|----------|
| Length [ l ] | 21.5 mm  |
| Width [ w ]  | 35.32 mm |
| Height [ h ] | 28.9 mm  |
| Pitch        | 5.08 mm  |
| Dimension a  | 20.32 mm |

### General

|                     |                                      |
|---------------------|--------------------------------------|
| Range of articles   | TMSTBP 2,5/..-STF                    |
| Number of positions | 5                                    |
| Connection method   | Screw connection with tension sleeve |

# Printed-circuit board connector - TMSTBP 2,5/ 5-STF-5,08 AU - 1908732

## Technical data

### General

|  |                     |
|--|---------------------|
| Insulating material group              | I                   |
| Rated surge voltage (III/3)            | 4 kV                |
| Rated surge voltage (III/2)            | 4 kV                |
| Rated surge voltage (II/2)             | 4 kV                |
| Rated voltage (III/3)                  | 250 V               |
| Rated voltage (III/2)                  | 320 V               |
| Rated voltage (II/2)                   | 630 V               |
| Connection in acc. with standard       | EN-VDE              |
| Nominal current $I_N$                  | 12 A                |
| Nominal cross section                  | 2.5 mm <sup>2</sup> |
| Maximum load current                   | 12 A                |
| Insulating material                    | PA                  |
| Flammability rating according to UL 94 | V0                  |
| Internal cylindrical gage              | A3                  |
| Stripping length                       | 7 mm                |
| Screw thread                           | M3                  |
| Tightening torque, min                 | 0.5 Nm              |
| Tightening torque max                  | 0.6 Nm              |

### Connection data

|   |                      |
|---|----------------------|
| Conductor cross section solid min.  | 0.2 mm <sup>2</sup>  |
| Conductor cross section solid max.  | 2.5 mm <sup>2</sup>  |
| Conductor cross section flexible min.   | 0.2 mm <sup>2</sup>  |
| Conductor cross section flexible max.   | 2.5 mm <sup>2</sup>  |
| Conductor cross section flexible, with ferrule without plastic sleeve min.              | 0.25 mm <sup>2</sup> |
| Conductor cross section flexible, with ferrule without plastic sleeve max.              | 2.5 mm <sup>2</sup>  |
| Conductor cross section flexible, with ferrule with plastic sleeve min.                 | 0.25 mm <sup>2</sup> |
| Conductor cross section flexible, with ferrule with plastic sleeve max.                 | 2.5 mm <sup>2</sup>  |
| Conductor cross section AWG min.  | 24                   |
| Conductor cross section AWG max.  | 12                   |
| 2 conductors with same cross section, solid min.  | 0.2 mm <sup>2</sup>  |
| 2 conductors with same cross section, solid max.  | 1 mm <sup>2</sup>    |
| 2 conductors with same cross section, stranded min.                                     | 0.2 mm <sup>2</sup>  |
| 2 conductors with same cross section, stranded max.                                     | 1.5 mm <sup>2</sup>  |
| 2 conductors with same cross section, stranded, ferrules without plastic sleeve, min.   | 0.25 mm <sup>2</sup> |
| 2 conductors with same cross section, stranded, ferrules without plastic sleeve, max.   | 1 mm <sup>2</sup>    |
| 2 conductors with same cross section, stranded, TWIN ferrules with plastic sleeve, min. | 0.5 mm <sup>2</sup>  |
| 2 conductors with same cross section, stranded, TWIN ferrules with plastic sleeve, max. | 1.5 mm <sup>2</sup>  |

# Printed-circuit board connector - TMSTBP 2,5/ 5-STF-5,08 AU - 1908732

## Technical data

### Connection data

|                                 |    |
|---------------------------------|----|
| Minimum AWG according to UL/CUL | 30 |
| Maximum AWG according to UL/CUL | 12 |

### Standards and Regulations

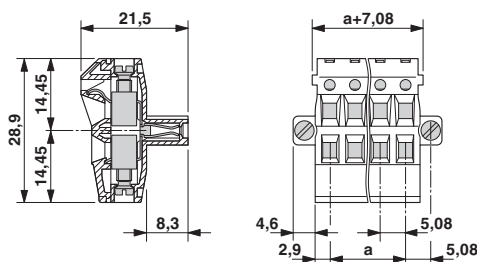
|  |        |
|--|--------|
| Connection in acc. with standard       | EN-VDE |
|  | CSA    |
| Flammability rating according to UL 94 | V0     |

### Environmental Product Compliance

|            |   |
|------------|---|
| REACH SVHC | Lead 7439-92-1  |
| China RoHS | Environmentally Friendly Use Period = 50  |
|            | For details about hazardous substances go to tab "Downloads", Category "Manufacturer's declaration" |

## Drawings

Dimensional drawing



## Approvals

### Approvals

#### Approvals

IECEE CB Scheme / VDE Gutachten mit Fertigungsüberwachung / EAC / cULus Recognized

#### Ex Approvals


### Approval details

|                    |       |   |                |
|--------------------|-------|---|----------------|
| IECEE CB Scheme    |       | <a href="http://www.iecee.org/">http://www.iecee.org/</a> | DE1-58978-B1B2 |
| Nominal voltage UN | 250 V |   |                |


# Printed-circuit board connector - TMSTBP 2,5/ 5-STF-5,08 AU - 1908732

## Approvals

|                            |         |
|----------------------------|---------|
| Nominal current IN         | 12 A    |
| mm <sup>2</sup> /AWG/kcmil | 0.2-2.5 |

|  |   |  |          |
|--|---|--|----------|
| VDE Gutachten mit<br>Fertigungsüberwachung |  | <a href="http://www2.vde.com/de/Institut/Online-Service/VDE-gepruefteProdukte/Seiten/Online-Suche.aspx">http://www2.vde.com/de/Institut/Online-Service/<br/>VDE-gepruefteProdukte/Seiten/Online-Suche.aspx</a> | 40004701 |
| Nominal voltage UN                         | 250 V   |  |          |
| Nominal current IN                         | 12 A  |  |          |
| mm <sup>2</sup> /AWG/kcmil                 | 0.2-2.5   |  |          |

|     |   |         |
|-----|---|---------|
| EAC |  | B.01742 |
|-----|---|---------|

|                            |   |   |                 |
|----------------------------|---|---|-----------------|
| cULus Recognized           |  | <a href="http://database.ul.com/cgi-bin/XYV/template/LISEXT/1FRAME/index.htm">http://database.ul.com/cgi-bin/XYV/template/LISEXT/1FRAME/index.htm</a> | E60425-19931011 |
|                            | D   | B   |                 |
| Nominal voltage UN         | 300 V   | 300 V   |                 |
| Nominal current IN         | 10 A  | 15 A  |                 |
| mm <sup>2</sup> /AWG/kcmil | 30-12   | 30-12   |                 |

Phoenix Contact 2018 © - all rights reserved  
<http://www.phoenixcontact.com>

PHOENIX CONTACT GmbH & Co. KG  
 Flachsmarktstr. 8  
 32825 Blomberg  
 Germany  
 Tel. +49 5235 300  
 Fax +49 5235 3 41200  
<http://www.phoenixcontact.com>

## X-ON Electronics

Largest Supplier of Electrical and Electronic Components

*Click to view similar products for [Pluggable Terminal Blocks](#) category:*

*Click to view products by [Phoenix Contact](#) manufacturer:*

Other Similar products are found below :

[57.510.0053](#) [MC 1.5/ 6-ST-3.5 GY AU](#) [734-104](#) [734-302](#) [8-141-P](#) [8426620000](#) [860505](#) [860810](#) [GBPACX-12](#) [93.731.4953.0](#) [PV05-5,08-K](#)  
[PVP02-5,00](#) [PVP03-3,50](#) [PVP04-3,50](#) [PVS02-5,00](#) [1-1986160-3](#) [1377680000](#) [1531000000](#) [1546228-5](#) [ELFH16150](#) [ELFP03110](#)  
[ELFP10210](#) [ELFT06250](#) [ELVP03100](#) [1700101](#) [1700410](#) [1700425](#) [1702246](#) [1705229](#) [1710175](#) [1714537](#) [1717806](#) [1719600](#) [1728941](#)  
[1734692](#) [1734795](#) [1736036](#) [1740194](#) [1740291](#) [1740628](#) [1740990](#) [1746952](#) [1750207](#) [1752441](#) [1752865](#) [1754115](#) [1754144](#) [1756913](#)  
[1760051](#) [1760336](#)