

PCB terminal block - FK-MPT 0,5/15-3,5-H - 1928893

Please be informed that the data shown in this PDF Document is generated from our Online Catalog. Please find the complete data in the user's documentation. Our General Terms of Use for Downloads are valid (<http://phoenixcontact.com/download>)

PCB terminal block, nominal current: 4 A, rated voltage (III/2): 250 V, nominal cross section: 0.5 mm², pitch: 3.5 mm, number of positions: 15, connection method: Push-in spring connection, mounting: Wave soldering, conductor/PCB connection direction: 0 °, color: green, Pin layout: Linear pinning, Solder pin [P]: 4 mm




The figure shows a 10-position version of the product

Your advantages

- Time saving push-in connection, tools not required
- Defined contact force ensures that contact remains stable over the long term
- Intuitive use through colour coded actuation lever
- Potentials can be easily looped through – ideal for BUS applications
- Small component size for applications where space is at a premium



Key Commercial Data

Packing unit	50 pc
GTIN	 4 017918 591342
GTIN	4017918591342

Technical data

Item properties

Brief article description	PCB terminal block
Range of articles	FK-MPT 0,5/..-H
Pitch	3.5 mm
Number of positions	15
Connection method	Push-in spring connection
Mounting type	Wave soldering
Pin layout	Linear pinning
Number of levels	1
Number of connections	30
Number of potentials	15

PCB terminal block - FK-MPT 0,5/15-3,5-H - 1928893

Technical data

Electrical parameters

Nominal current	4 A
Nom. voltage	250 V
Rated voltage	160 V
Rated voltage (III/2)	250 V
Rated voltage (II/2)	250 V
Rated surge voltage (III/3)	2.5 kV
Rated surge voltage (III/2)	2.5 kV
Rated surge voltage (II/2)	2.5 kV

Connection capacity

Connection method	Push-in spring connection
pluggable	no
Conductor cross section solid	0.12 mm ² ... 0.5 mm ²
Conductor cross section AWG / kcmil	26 ... 20
Stripping length	6.5 mm

Material data - contact

Note	WEEE/RoHS-compliant, free of whiskers according to IEC 60068-2-82/ JEDEC JESD 201
Contact material	Steel/copper
Surface characteristics	Tin-plated
Metal surface terminal point (top layer)	Tin (5 - 7 µm Sn)
Metal surface terminal point (middle layer)	Copper (2 - 3 µm Cu)
Metal surface soldering area (top layer)	Tin (5 - 7 µm Sn)
Metal surface soldering area (middle layer)	Copper (2 - 3 µm Cu)

Material data - housing

Housing color	green (6021)
Insulating material	PBT
Insulating material group	IIIa
CTI according to IEC 60112	225
Flammability rating according to UL 94	V0

Dimensions for the product

Length [l]	9.5 mm
Width [w]	53 mm
Height [h]	12.5 mm
Pitch	3.5 mm
Height (without solder pin)	8.5 mm
Solder pin [P]	4 mm
Pin spacing	3.5 mm
Pin dimensions	1 mm

Dimensions for PCB design

PCB terminal block - FK-MPT 0,5/15-3,5-H - 1928893

Technical data

Dimensions for PCB design

Hole diameter	1.2 mm
Pin spacing	3.5 mm

Packaging information

Type of packaging	packed in cardboard
Pieces per package	50
Denomination packing units	Pcs.

Electrical tests

Rated current	4 A
Rated voltage (III/2)	250 V
Rated surge voltage (III/2)	2.5 kV

Standards and Regulations

Connection in acc. with standard	EN-VDE
	CUL
Flammability rating according to UL 94	V0

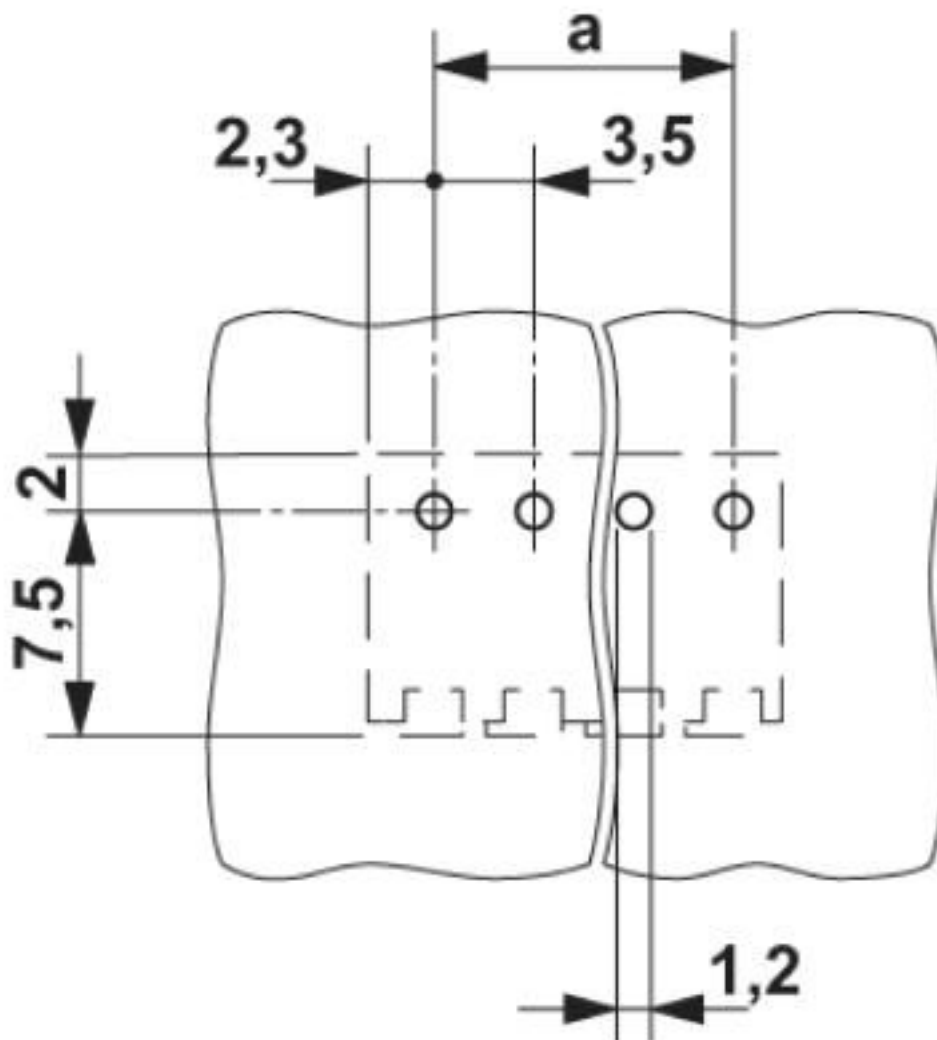
Environmental Product Compliance

China RoHS	Environmentally friendly use period: unlimited = EFUP-e
	No hazardous substances above threshold values

Drawings

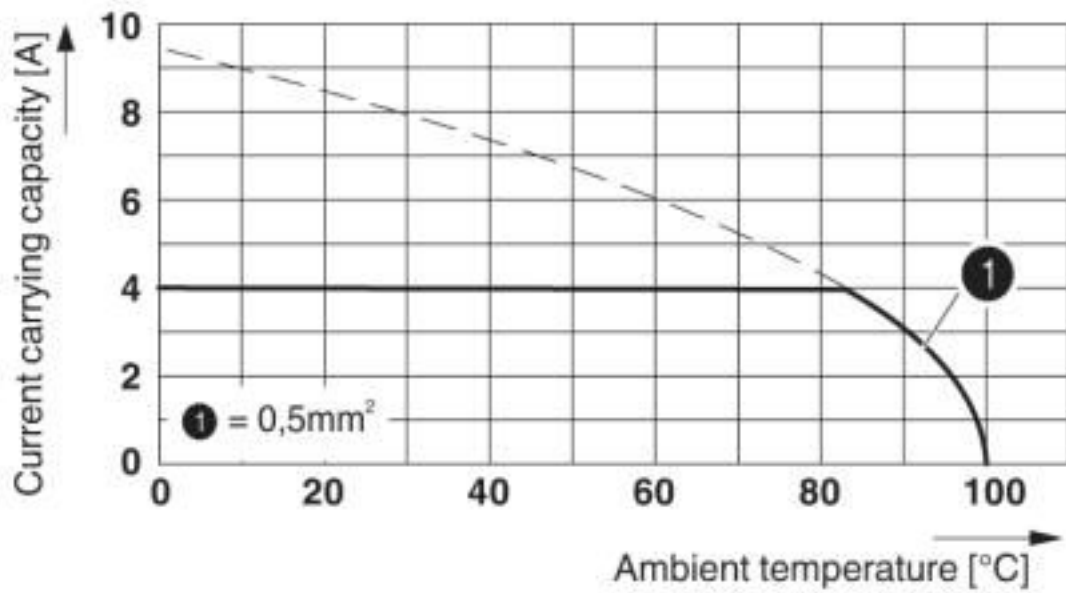
PCB terminal block - FK-MPT 0,5/15-3,5-H - 1928893

Drilling diagram



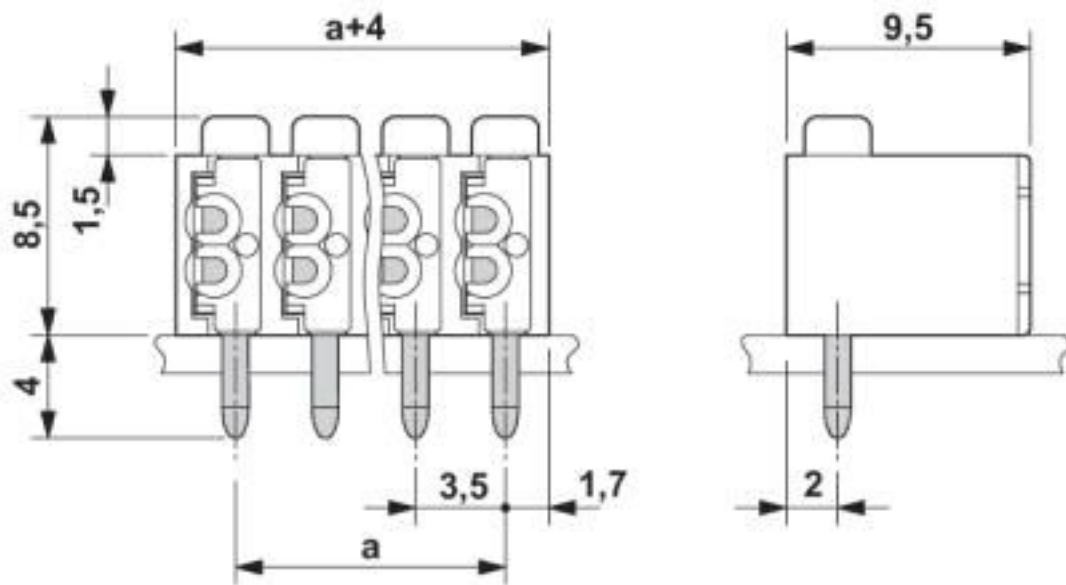
PCB terminal block - FK-MPT 0,5/15-3,5-H - 1928893

Diagram



Derating diagram for 5 positions; reduction factor=0.8

Dimensional drawing



Classifications

eCl@ss

eCl@ss 10.0.1	27440401
eCl@ss 4.0	27260700
eCl@ss 4.1	27141100

PCB terminal block - FK-MPT 0,5/15-3,5-H - 1928893

Classifications

eCl@ss

eCl@ss 5.0	27141100
eCl@ss 5.1	27261100
eCl@ss 6.0	27261100
eCl@ss 7.0	27440401
eCl@ss 8.0	27440401
eCl@ss 9.0	27440401

ETIM

ETIM 3.0	EC001121
ETIM 4.0	EC002643
ETIM 5.0	EC002643
ETIM 6.0	EC002643
ETIM 7.0	EC002643

UNSPSC

UNSPSC 6.01	30211801
UNSPSC 7.0901	39121432
UNSPSC 11	34131203
UNSPSC 12.01	39121432
UNSPSC 13.2	39121432
UNSPSC 18.0	39121432
UNSPSC 19.0	39121432
UNSPSC 20.0	39121432
UNSPSC 21.0	39121432

Approvals

Approvals

Approvals

UL Recognized / cUL Recognized / SEV / EAC / IECCEB Scheme / cULus Recognized

Ex Approvals

Approval details

PCB terminal block - FK-MPT 0,5/15-3,5-H - 1928893

Approvals

UL Recognized		http://database.ul.com/cgi-bin/XYV/template/LISEXT/1FRAME/index.htm	FILE E 60425
	B	D	
Nominal voltage UN	300 V	300 V	
Nominal current IN	4 A	4 A	
mm ² /AWG/kcmil	28-20	28-20	

cUL Recognized		http://database.ul.com/cgi-bin/XYV/template/LISEXT/1FRAME/index.htm	FILE E 60425
	B	D	
Nominal voltage UN	300 V	300 V	
Nominal current IN	4 A	4 A	
mm ² /AWG/kcmil	28-20	28-20	

SEV		https://www.eurofins.ch/de/	IK-4496
Nominal voltage UN	250 V		
Nominal current IN	4 A		
mm ² /AWG/kcmil	0.12-.5		

EAC		B.01687
-----	--	---------

IECEE CB Scheme		http://www.iecee.org/	CH-10786
Nominal voltage UN	250 V		
Nominal current IN	4 A		
mm ² /AWG/kcmil	0.12-.5		

cULus Recognized	
------------------	--

PCB terminal block - FK-MPT 0,5/15-3,5-H - 1928893

Accessories

Accessories

Screwdriver tools

Screwdriver - SZF 0-0,4X2,5 - 1204504



Actuation tool, for ST terminal blocks, also suitable for use as a bladed screwdriver, size: 0.4 x 2.5 x 75 mm, 2-component grip, with non-slip grip

Phoenix Contact 2020 © - all rights reserved
<http://www.phoenixcontact.com>

PHOENIX CONTACT GmbH & Co. KG
Flachsmarktstr. 8
32825 Blomberg
Germany
Tel. +49 5235 300
Fax +49 5235 3 41200
<http://www.phoenixcontact.com>

X-ON Electronics

Largest Supplier of Electrical and Electronic Components

Click to view similar products for [Fixed Terminal Blocks](#) category:

Click to view products by [Phoenix Contact](#) manufacturer:

Other Similar products are found below :

[MBE-1512](#) [MBE-154](#) [MBE-156](#) [MBES-153](#) [MBES-156](#) [MH-2512](#) [MHE-132](#) [MHE-163](#) [MI-254 \(35\)](#) [MI-272](#) [880507](#) [MPT-275](#)
[15602-04-08-21](#) [BA311TU](#) [BA411SU](#) [MV-152](#) [MV-252-D](#) [MV-253/NCNOC](#) [MV-254-D](#) [MV-255](#) [MV-462](#) [MV-493](#) [MVE-252](#) [MVE-253](#)
[MVE-273](#) [MVEB-153](#) [1700096](#) [1705142](#) [1712417](#) [1713020](#) [1713088](#) [1745195](#) [1760594](#) [1776118-2](#) [1790852](#) [1-796689-8](#) [1-796692-6](#)
[1800001](#) [1800114](#) [1995279](#) [20020314-C121B01LF](#) [CB2-12](#) [KP03215000J0G](#) [KP04215000J0G](#) [S451](#) [282802-2](#) [29.007](#) [29.116](#) [30.103](#)
[30.106](#)