

# Pin strip - PST 1,0/ 9-3,5 - 1945164

Please be informed that the data shown in this PDF Document is generated from our Online Catalog. Please find the complete data in the user's documentation. Our General Terms of Use for Downloads are valid (<http://phoenixcontact.com/download>)



The figure shows a 10-position version of the product

Pin strip, nominal current: 8 A, rated voltage (III/2): 250 V, nominal cross section: 0.5 mm<sup>2</sup>, number of positions: 9, pitch: 3.5 mm, color: black, contact surface: Tin, mounting: THR soldering, pin layout: Linear pinning, solder pin [P]: 3.8 mm, The maximum current depends on the plug used. The lower of the two current values apply for plug and pin strip. The pin strip is made of highly temperature resistant plastic and is thus suitable for the reflow process.

## Your advantages

- Suitable for wave and reflow soldering processes
- Optimum pin geometry for all COMBICON pin strip connectors



## Key Commercial Data

Packing unit	100 pc
GTIN	
GTIN	4017918883331

## Technical data

### Dimensions

Length [ l ]	2.8 mm
Width	31.1 mm
Pitch	3.5 mm
Dimension a	28 mm
Width [ w ]	31.1 mm
Height [ h ]	13 mm
Installed height	9.2 mm
Length of the solder pin	3.8 mm
Pin dimensions	ø 1 mm
Length	2.8 mm

### General

Range of articles	PST 1,0/..-V
-------------------	--------------

# Pin strip - PST 1,0/ 9-3,5 - 1945164

## Technical data

### General

Insulating material group	IIIa
Rated surge voltage (III/3)	2.5 kV
Rated surge voltage (III/2)	2.5 kV
Rated surge voltage (II/2)	2.5 kV
Rated voltage (III/3)	160 V
Rated voltage (III/2)	250 V
Rated voltage (II/2)	250 V
Connection in acc. with standard	EN-VDE
Nominal current I <sub>N</sub>	8 A (depends on the plug used)
Maximum load current	8 A (depends on the plug used)
Insulating material	PA
Flammability rating according to UL 94	V0
Color	black
Number of positions	9

### Standards and Regulations

Connection in acc. with standard	EN-VDE
	CUL
Flammability rating according to UL 94	V0

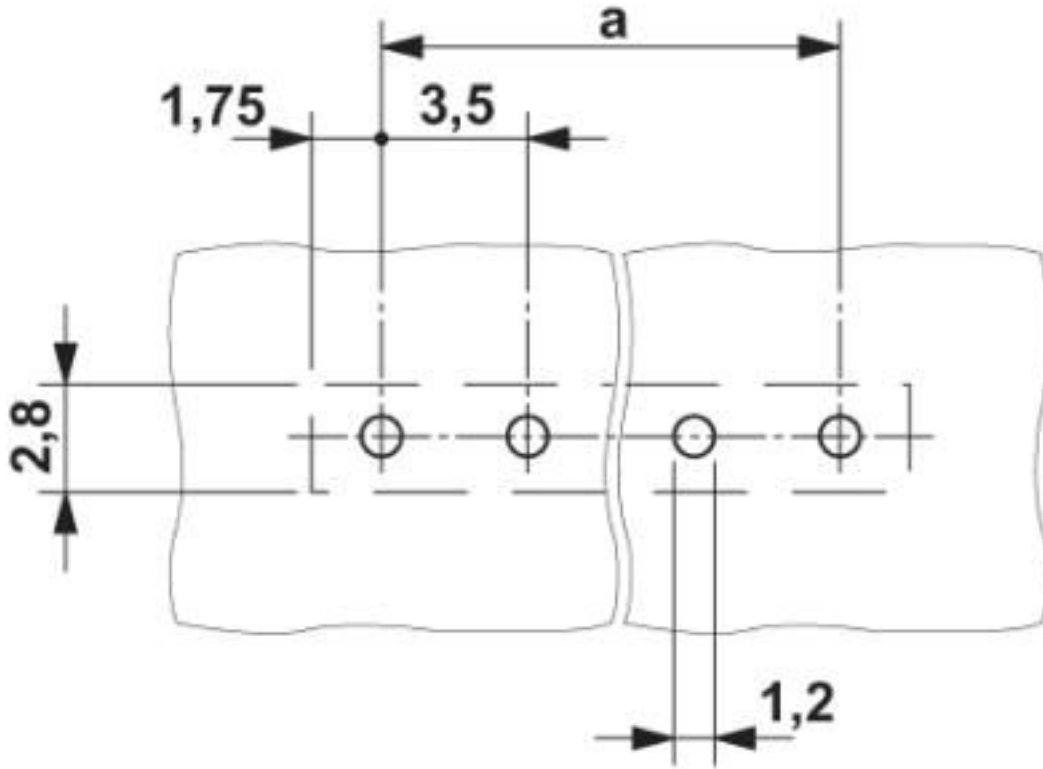
### Environmental Product Compliance

China RoHS	Environmentally friendly use period: unlimited = EFUP-e
	No hazardous substances above threshold values

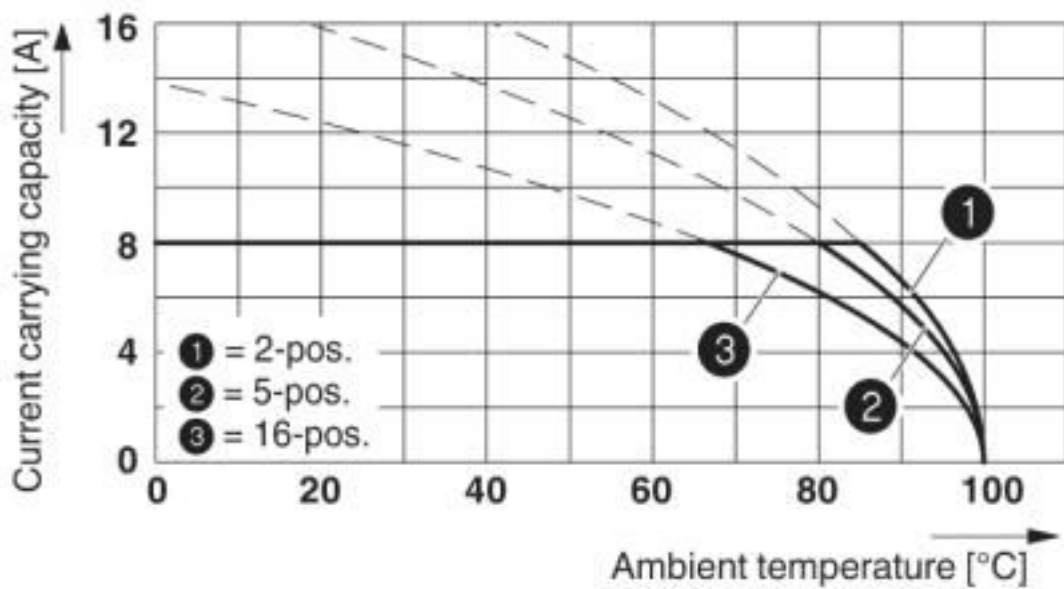
## Drawings

# Pin strip - PST 1,0/ 9-3,5 - 1945164

Drilling diagram



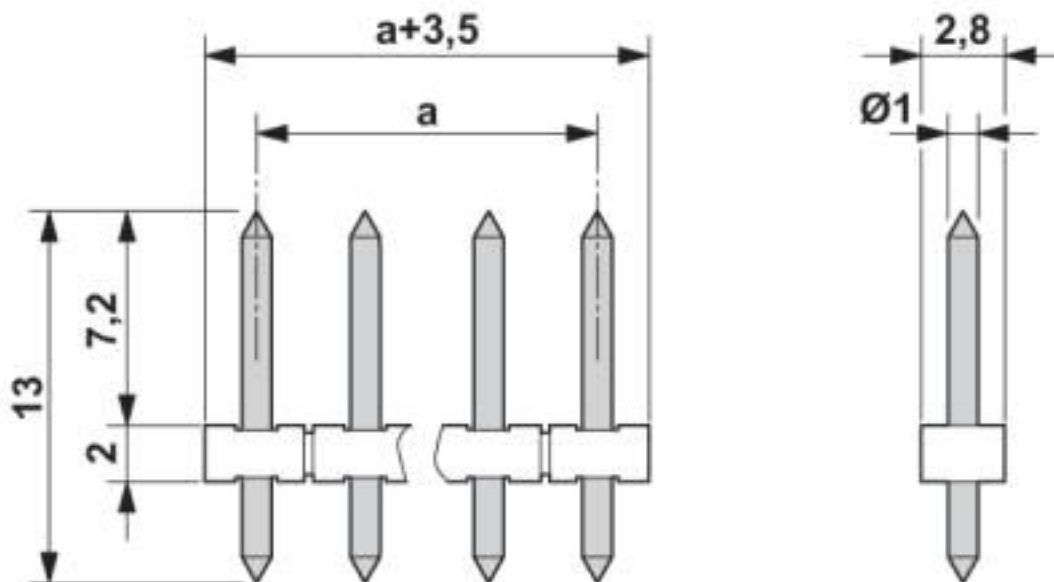
Diagram



Derating curve for: PTDA 1,5/..-PH-3,5 with PST 1,0/..-3,5

# Pin strip - PST 1,0/ 9-3,5 - 1945164

Dimensional drawing



## Classifications

eCl@ss

eCl@ss 10.0.1	27440402
eCl@ss 4.0	27260700
eCl@ss 4.1	27260700
eCl@ss 5.0	27260700
eCl@ss 5.1	27260700
eCl@ss 6.0	27260700
eCl@ss 7.0	27440402
eCl@ss 8.0	27440402
eCl@ss 9.0	27440402

ETIM

ETIM 3.0	EC001121
ETIM 4.0	EC002637
ETIM 5.0	EC002637
ETIM 6.0	EC002637
ETIM 7.0	EC002637

UNSPSC

UNSPSC 6.01	30211801
UNSPSC 7.0901	39121432
UNSPSC 11	34131203
UNSPSC 12.01	39121432
UNSPSC 13.2	39121409

# Pin strip - PST 1,0/ 9-3,5 - 1945164

## Classifications

### UNSPSC

UNSPSC 18.0	39121409
UNSPSC 19.0	39121409
UNSPSC 20.0	39121409
UNSPSC 21.0	39121409

## Approvals


### Approvals

#### Approvals


SEV / EAC / cULus Recognized / IECCEB Scheme


#### Ex Approvals

### Approval details

SEV		<a href="https://www.eurofins.ch/de/">https://www.eurofins.ch/de/</a>	IK-4496
Nominal voltage UN		250 V	
Nominal current IN		8 A	

EAC			B.01687
-----	-------------------------------------------------------------------------------------	--	---------

cULus Recognized		<a href="http://database.ul.com/cgi-bin/XYV/template/LISEXT/1FRAME/index.htm">http://database.ul.com/cgi-bin/XYV/template/LISEXT/1FRAME/index.htm</a>	E60425-20030211
		B	
Nominal voltage UN		300 V	
Nominal current IN		10 A	

IECCEB Scheme		<a href="http://www.iecee.org/">http://www.iecee.org/</a>	CH-10786
Nominal voltage UN		250 V	
Nominal current IN		8 A	

## Pin strip - PST 1,0/ 9-3,5 - 1945164

### Accessories

#### Additional products

Plug - PTDA 1,5/ 9-PH-3,5 - 1725198



PCB connector, nominal current: 8 A, rated voltage (III/2): 240 V, nominal cross section: 1.5 mm<sup>2</sup>, number of positions: 9, pitch: 3.5 mm, connection method: Push-in spring connection, color: green, contact surface: Tin, pin layout: Linear double pinning

---

PCB terminal block - FK-MPT 0,5/ 9-ST-3,5 - 1913992



PCB connector, nominal current: 4 A, rated voltage (III/2): 250 V, nominal cross section: 0.5 mm<sup>2</sup>, number of positions: 9, pitch: 3.5 mm, connection method: Push-in spring connection, color: green, contact surface: Tin

---

PCB terminal block - PT 1,5/ 9-PVH-3,5 - 1984086



PCB connector, nominal current: 8 A, rated voltage (III/2): 200 V, nominal cross section: 1.5 mm<sup>2</sup>, number of positions: 9, pitch: 3.5 mm, connection method: Screw connection with wire protector, color: green, contact surface: Tin

---

PCB terminal block - PT 1,5/ 9-PH-3,5 - 1984387



PCB connector, nominal current: 8 A, rated voltage (III/2): 200 V, nominal cross section: 1.5 mm<sup>2</sup>, number of positions: 9, pitch: 3.5 mm, connection method: Screw connection with wire protector, color: green, contact surface: Tin

---

Phoenix Contact 2020 © - all rights reserved  
<http://www.phoenixcontact.com>

PHOENIX CONTACT GmbH & Co. KG

Flachsmarktstr. 8

32825 Blomberg

Germany

Tel. +49 5235 300

Fax +49 5235 3 41200

<http://www.phoenixcontact.com>

## X-ON Electronics

Largest Supplier of Electrical and Electronic Components

*Click to view similar products for [Headers & Wire Housings](#) category:*

*Click to view products by [Phoenix Contact](#) manufacturer:*

Other Similar products are found below :

[892-18-020-10-001101](#) [58102-G61-06LF](#) [582553-1](#) [0009485154](#) [009176003701906](#) [0050291907](#) [LY20-4P-DT1-P1E-BR](#) [02.125.8002.8](#)  
[609-3404](#) [61062-3](#) [61082-181009](#) [622-3653LF](#) [63453-116](#) [636-1030](#) [636-1427](#) [636-3427](#) [636-4007](#) [641938-9](#) [641991-4](#) [644827-2](#) [65817-](#)  
[010LF](#) [65817-015LF](#) [65863-015LF](#) [66207-023LF](#) [67095-007LF](#) [67601157](#) [68645-018](#) [68648-049](#) [70.362.1628.0](#) [70-4210](#) [70-4226B](#) [70-](#)  
[4853B](#) [707-5020](#) [707-5028](#) [71.350.2428.0](#) [71918-208LF](#) [71961-016LF](#) [733-134](#) [733-162](#) [754199-000](#) [760-3052](#) [787-8014-00](#) [79531-3000](#)  
[FCN-360C032-B](#) [FCN-367T-T012/H](#) [FCN-723D010/2](#) [80.063.4001.1](#) [800-90-001-10-001000](#) [800-90-010-10-002000](#) [801-43-002-10-013000](#)