

Printed-circuit board connector - FKCS 2,5/15-ST - 1974863

Please be informed that the data shown in this PDF Document is generated from our Online Catalog. Please find the complete data in the user's documentation. Our General Terms of Use for Downloads are valid (<http://phoenixcontact.com/download>)

PCB connector, nominal current: 12 A, rated voltage (III/2): 320 V, nominal cross section: 2.5 mm², number of positions: 15, pitch: 5 mm, connection method: Push-in spring connection, color: green, contact surface: Tin




The figure shows a 10-position version of the product

Your advantages

- ✓ Time saving push-in connection, tools not required
- ✓ Clamping space opened by means of fixed screwdriver enables convenient conductor connection
- ✓ Quick and convenient testing using integrated test option
- ✓ Can be combined with the MSTB 2,5 range



Key Commercial Data

| | |
|--------------|---|
| Packing unit | 50 pc |
| GTIN |  4 017918 971229 |
| GTIN | 4017918971229 |

Technical data

Item properties

| | |
|---------------------------|---------------------------------|
| Brief article description | Printed-circuit board connector |
| Plug-in system | CLASSIC COMBICON |
| Type of contact | Female connector |
| Range of articles | FKCS 2,5/...-ST |
| Pitch | 5 mm |
| Number of positions | 15 |
| Connection method | Push-in spring connection |
| Locking | without |
| Number of levels | 1 |
| Number of connections | 15 |
| Number of potentials | 15 |

Printed-circuit board connector - FKCS 2,5/15-ST - 1974863

Technical data

Electrical parameters

| | |
|-----------------------------|-------|
| Nominal current | 12 A |
| Nom. voltage | 320 V |
| Rated voltage | 250 V |
| Rated voltage (III/2) | 320 V |
| Rated voltage (II/2) | 630 V |
| Rated surge voltage (III/3) | 4 kV |
| Rated surge voltage (III/2) | 4 kV |
| Rated surge voltage (II/2) | 4 kV |

Connection capacity

| | |
|---|--|
| Connection method | Push-in spring connection |
| pluggable | Yes |
| Conductor cross section solid | 0.2 mm ² ... 2.5 mm ² |
| Conductor cross section flexible | 0.2 mm ² ... 2.5 mm ² |
| Conductor cross section AWG / kcmil | 24 ... 12 |
| Conductor cross section flexible, with ferrule without plastic sleeve | 0.25 mm ² ... 2.5 mm ² |
| Conductor cross section, flexible, with ferrule, with plastic sleeve | 0.25 mm ² ... 2.5 mm ² |
| 2 conductors with the same cross section, flexible, with TWIN ferrule with plastic sleeve | 0.5 mm ² ... 1.5 mm ² |
| Cylindrical gauge a x b / diameter | 2.8 mm x 2.0 mm / 2.0 mm |
| Stripping length | 10 mm |

Material data - contact

| | |
|--|---|
| Note | WEEE/RoHS-compliant, free of whiskers according to IEC 60068-2-82/ JEDEC JESD 201 |
| Contact material | Cu alloy |
| Surface characteristics | hot-dip tin-plated |
| Metal surface terminal point (top layer) | Tin (4 - 8 µm Sn) |
| Metal surface contact area (top layer) | Tin (4 - 8 µm Sn) |

Material data - housing

| | |
|---|--------------|
| Housing color | green (6021) |
| Insulating material | PA |
| Insulating material group | I |
| CTI according to IEC 60112 | 600 |
| Flammability rating according to UL 94 | V0 |
| Glow wire flammability index GWFI according to EN 60695-2-12 | 850 |
| Glow wire ignition temperature GWIT according to EN 60695-2-13 | 775 |
| Temperature for the ball pressure test according to EN 60695-10-2 | 125 °C |

Dimensions for the product

| | |
|--------------|----------|
| Length [l] | 25.23 mm |
| Width [w] | 75.1 mm |
| Height [h] | 15 mm |

Printed-circuit board connector - FKCS 2,5/15-ST - 1974863

Technical data

Dimensions for the product

| | |
|-------|------|
| Pitch | 5 mm |
|-------|------|

Packaging information

| | |
|----------------------------|---------------------|
| Type of packaging | packed in cardboard |
| Pieces per package | 50 |
| Denomination packing units | Pcs. |

Ambient conditions

| | |
|---|---|
| Ambient temperature (storage/transport) | -40 °C ... 70 °C |
| Ambient temperature (assembly) | -5 °C ... 100 °C |
| Ambient temperature (operation) | -40 °C ... 100 °C (Depending on the current carrying capacity/derating curve) |

Termination and connection method

| | |
|--|---|
| Conductor connection test | The stripped-off ends of the largest conductor can be completely inserted in the opening of the terminal point without using excessive force. |
| Test result | Test passed |
| Test – repeated connection and release | IEC 60999-1:1999-11 |
| | Test passed |
| Test for conductor damage and slackening | IEC 60999-1:1999-11 |
| | Test passed |

Pull-out test

| | |
|--|---|
| Pull-out test | IEC 60999-1:1999-11 |
| | Test passed |
| Conductor cross section / conductor type / tensile force | 0.2 mm ² / solid / > 10 N |
| | 0.2 mm ² / flexible / > 10 N |
| | 2.5 mm ² / solid / > 50 N |
| | 2.5 mm ² / flexible / > 50 N |

Mechanical tests according to standard

| | |
|-------------------------------------|------------------------|
| Test specification | IEC 61984 |
| Visual inspection | IEC 60512-1-1:2002-02 |
| Dimension check | IEC 60512-1-2:2002-02 |
| Resistance of inscriptions | IEC 60068-2-70:1995-12 |
| Insertion and withdrawal force | IEC 60512-13-2:2006-02 |
| No. of cycles | 25 |
| Insertion strength per pos. approx. | 8 N |
| Withdraw strength per pos. approx. | 6 N |
| Polarization and coding | IEC 60512-13-5:2006-02 |
| Contact holder in insert | IEC 60512-15-1:2008-05 |
| Test force per pos. | 30 N |

Air clearances and creepage distances

Printed-circuit board connector - FKCS 2,5/15-ST - 1974863

Technical data

Air clearances and creepage distances

| | |
|---|---------------------|
| Clearances and creepage distances | IEC 60664-1:2007-04 |
| Specification | IEC 60664-1:2007-04 |
| Minimum clearance - inhomogeneous field (III/3) | 3 mm |
| Minimum clearance - inhomogeneous field (III/2) | 3 mm |
| Minimum clearance - inhomogeneous field (II/2) | 3 mm |
| Minimum creepage distance value (III/3) | 3.2 mm |
| Minimum creepage distance value (III/2) | 3 mm |
| Minimum creepage distance value (II/2) | 3.2 mm |

Electrical tests - Function

| | |
|---------------|---------------------|
| Specification | IEC 60999-1:1999-11 |
|---------------|---------------------|

Temperature cycles

| | |
|--------------------|---------------------|
| Specification | IEC 60999-1:1999-11 |
| Temperature cycles | 192 |

Current carrying capacity / derating curves

| | |
|------------------|---|
| Caption | Type: FKCS 2,5/...-ST with MSTB 2,5/...-G |
| Specification | IEC 61984:2008-10 |
| Reduction factor | 0.8 |
| Note | Representation based on IEC 60512-5-2:2002-02 |
| | For number of positions, see diagram |

Mechanical tests (A)

| | |
|--|-------------|
| Test specification | IEC 61984 |
| Insertion strength per pos. approx. | 8 N |
| Withdraw strength per pos. approx. | 6 N |
| Polarization when inserted requirement >20 N | Test passed |
| Contact holder in insert requirements >20 N | Test passed |

Durability tests (B)

| | |
|--|-----------------------|
| Specification | IEC 60512-9-1:2010-03 |
| Contact resistance R ₁ | 1 mΩ |
| Insertion/withdrawal cycles | 25 |
| Contact resistance R ₂ | 1.1 mΩ |
| Impulse withstand voltage at sea level | 4.8 kV |
| Power-frequency withstand voltage | 2.21 kV |
| Insulation resistance, neighboring positions | > 0.6 TΩ |

Thermal tests (C)

| | |
|-------------------------|-----------------------|
| Specification | IEC 60512-5-1:2002-02 |
| Number of positions | 18 |
| Conductor cross section | 2.5 mm ² |
| Test current | 12 A |

Printed-circuit board connector - FKCS 2,5/15-ST - 1974863

Technical data

Thermal tests (C)

| | |
|---|-------------|
| Upper limiting temperature requirements <100 °C | Test passed |
|---|-------------|

Climatic tests (D)

| | |
|--|---|
| Specification | ISO 6988:1985-02 |
| Cold stress | -40 °C/2 h |
| Thermal stress | 100 °C/168 h |
| Corrosive stress | 0.2 dm ³ SO ₂ on 300 dm ³ /40 °C/1 cycle |
| Impulse withstand voltage at sea level | 4.8 kV |
| Power-frequency withstand voltage | 2.21 kV |

Environmental and durability tests (E)

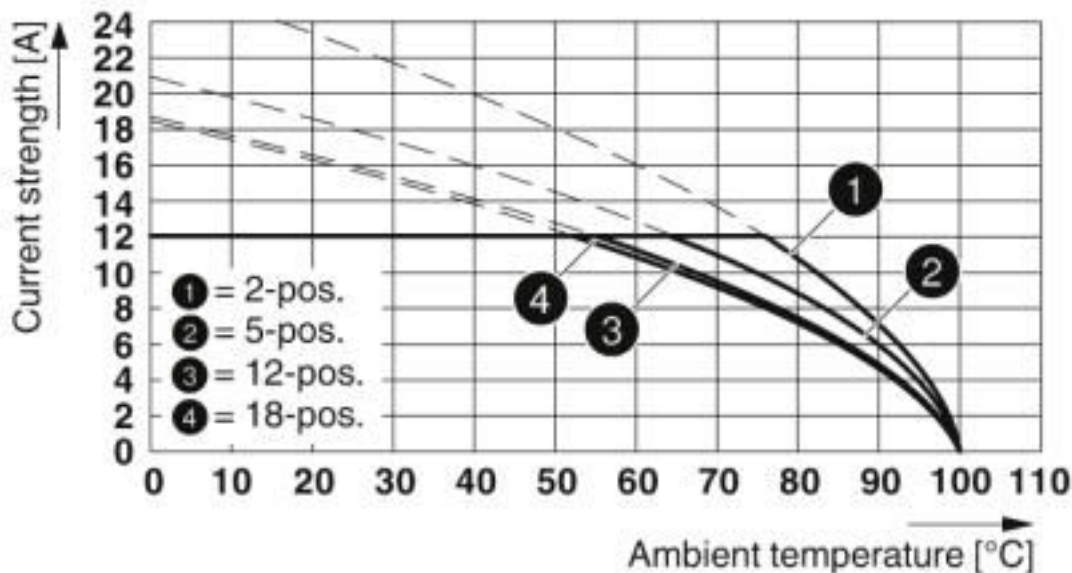
| | |
|---------------------------------------|-------------------------------------|
| Specification | IEC 61984:2008-10 |
| Result, degree of protection, IP code | Finger safety with IP20 test finger |

Environmental Product Compliance

| | |
|------------|---|
| China RoHS | Environmentally friendly use period: unlimited = EFUP-e |
| | No hazardous substances above threshold values |

Drawings

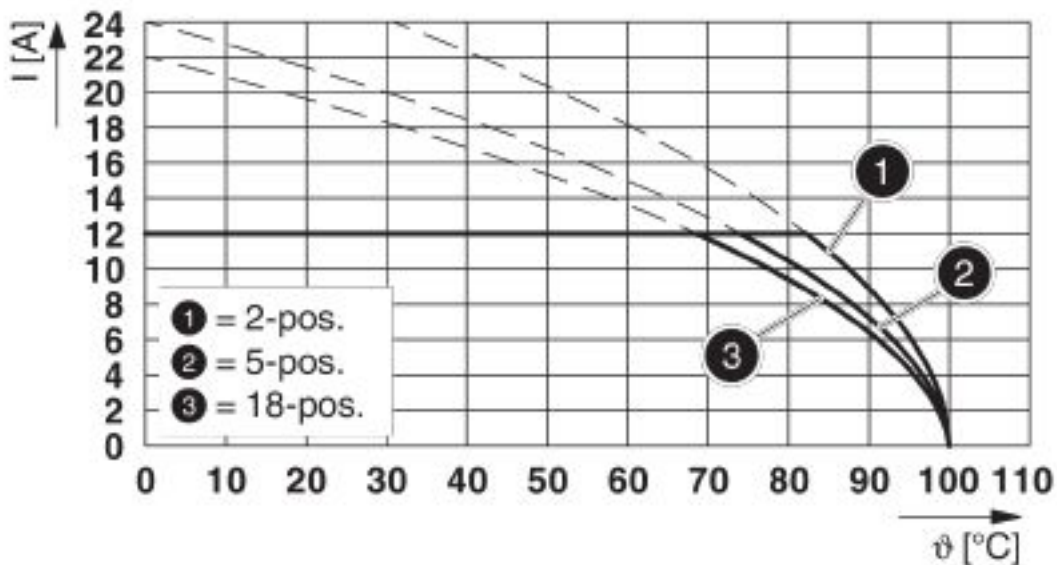
Diagram



Type: FKCS 2,5/...-ST with MSTB 2,5/...-G

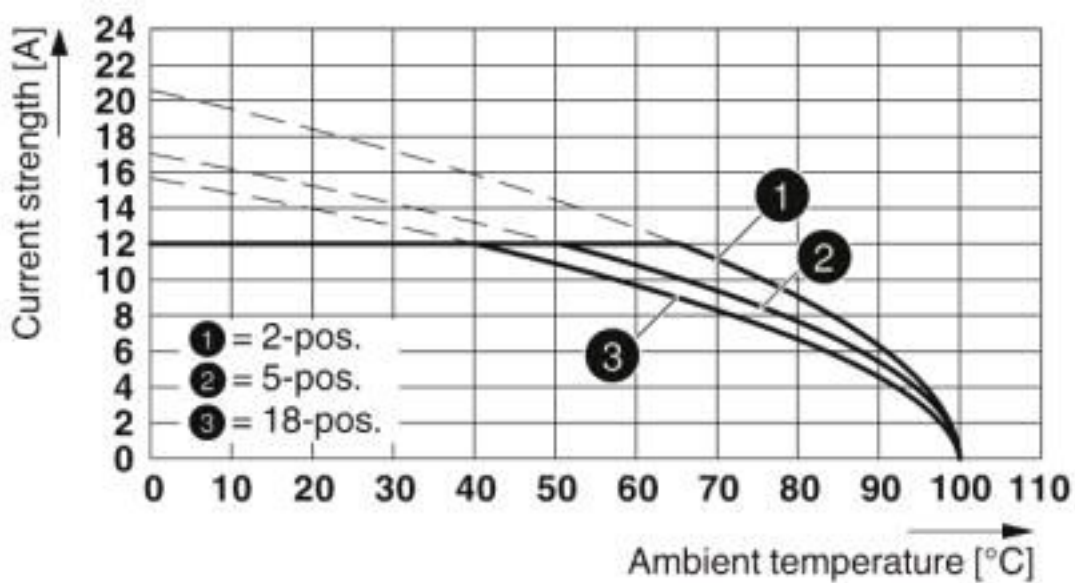
Printed-circuit board connector - FKCS 2,5/15-ST - 1974863

Diagram



Type: FKCS 2,5/...-ST with MSTBW 2,5/...-G

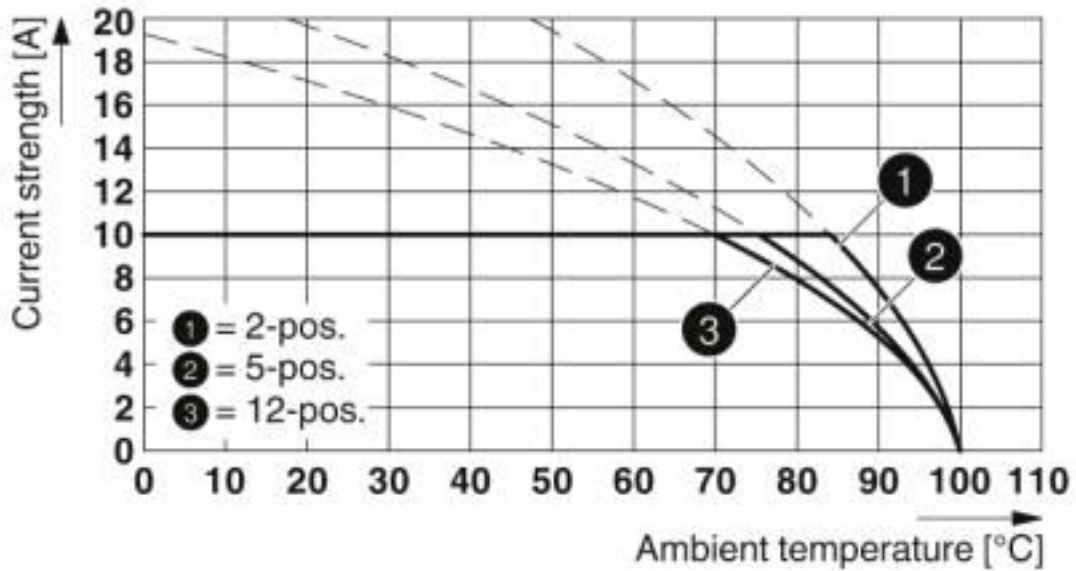
Diagram



Type: FKCS 2,5/...-ST with MSTBV 2,5/...-G

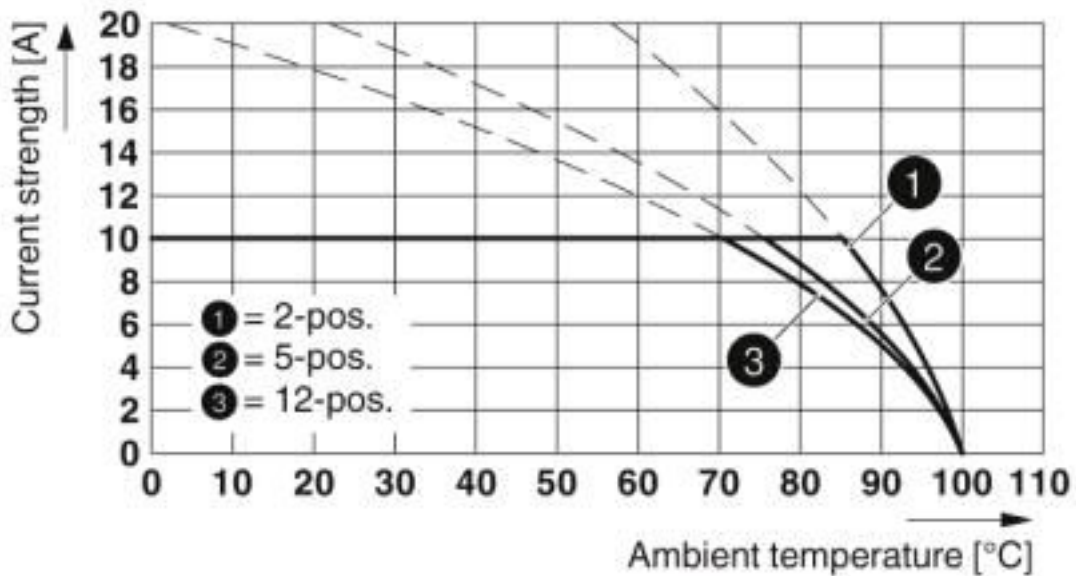
Printed-circuit board connector - FKCS 2,5/15-ST - 1974863

Diagram



Type: FKCS 2,5/...-ST with MDSTB 2,5/...-G

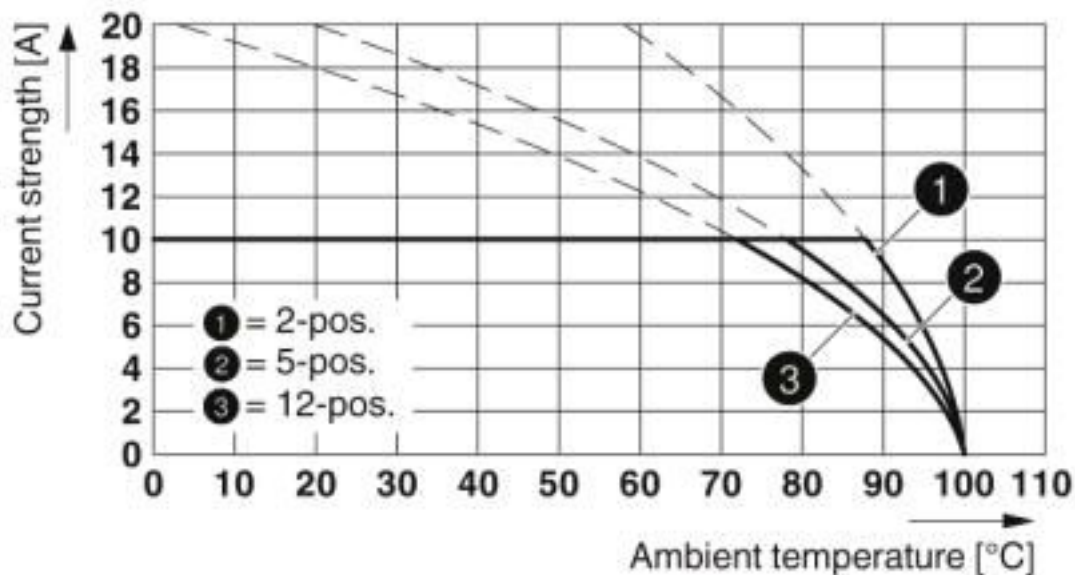
Diagram



Type: FKCS 2,5/...-ST with MDSTBW 2,5/...-G

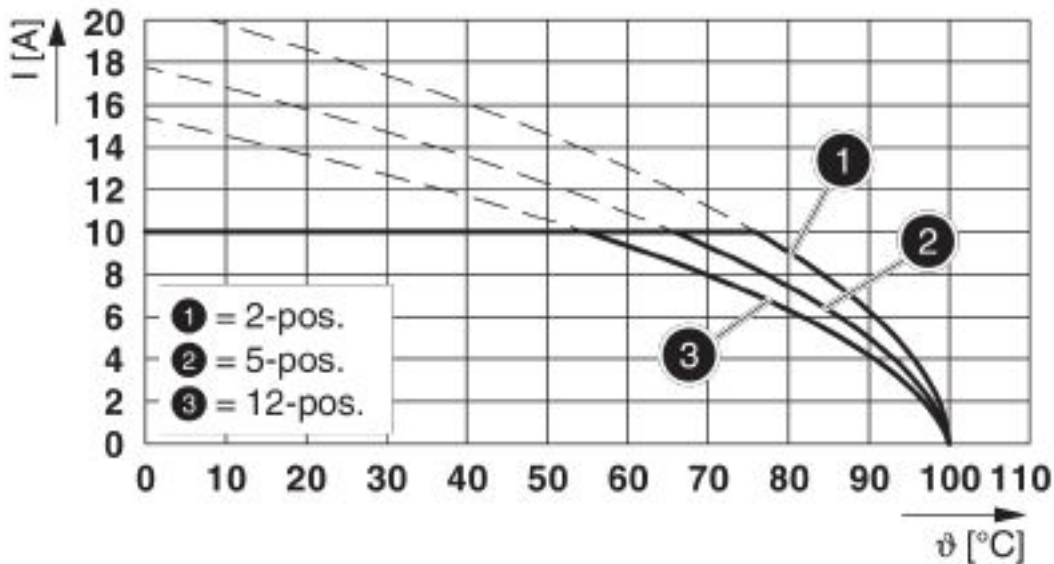
Printed-circuit board connector - FKCS 2,5/15-ST - 1974863

Diagram



Type: FKCS 2,5/...-ST with MDSTBA 2,5/...-G

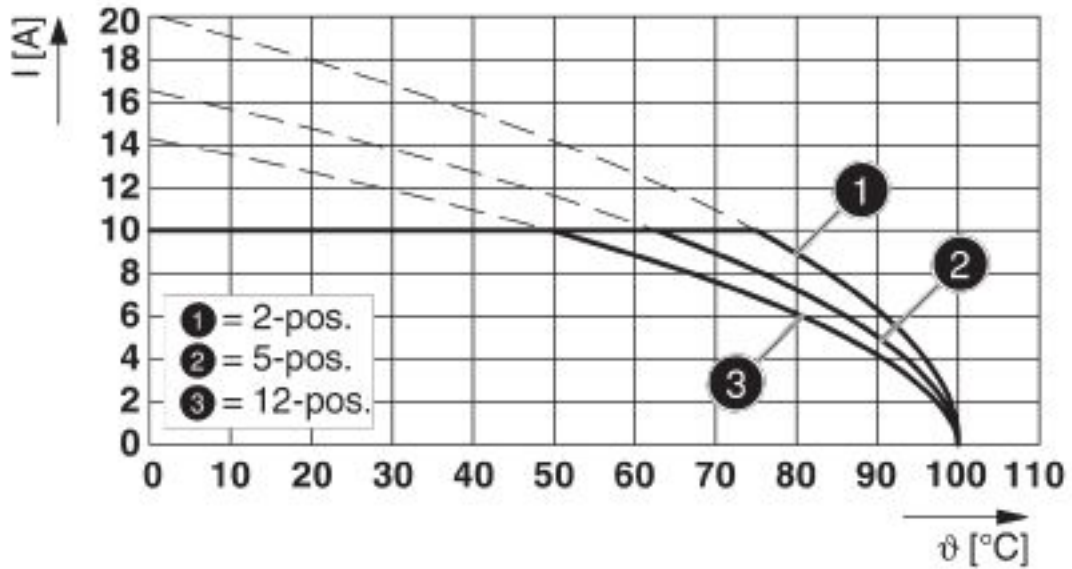
Diagram



Type: FKCS 2,5/...-ST with MDSTBV 2,5/...-G

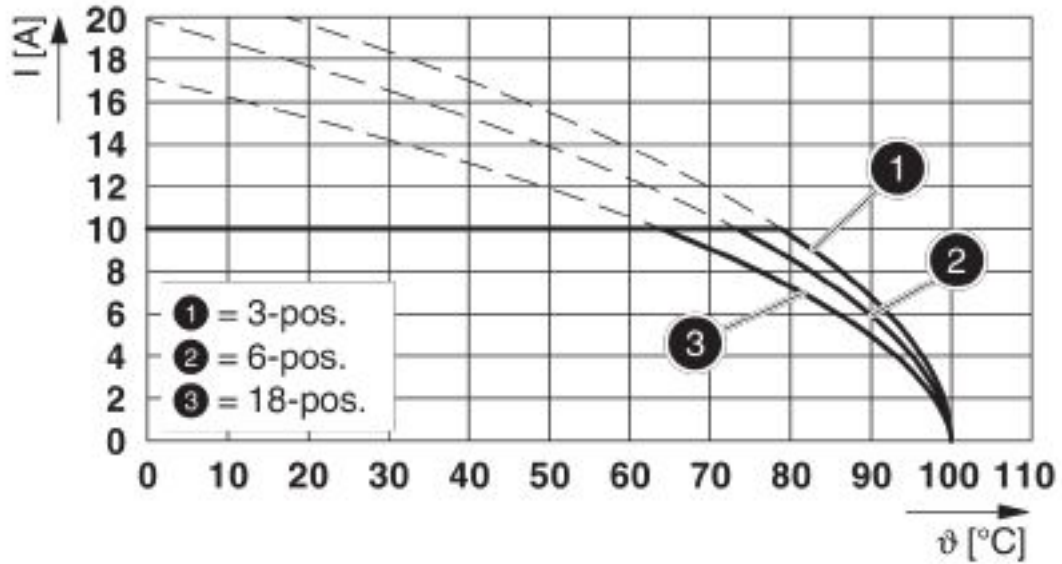
Printed-circuit board connector - FKCS 2,5/15-ST - 1974863

Diagram



Type: FKCS 2,5/...-ST with MDSTBVA 2,5/...-G

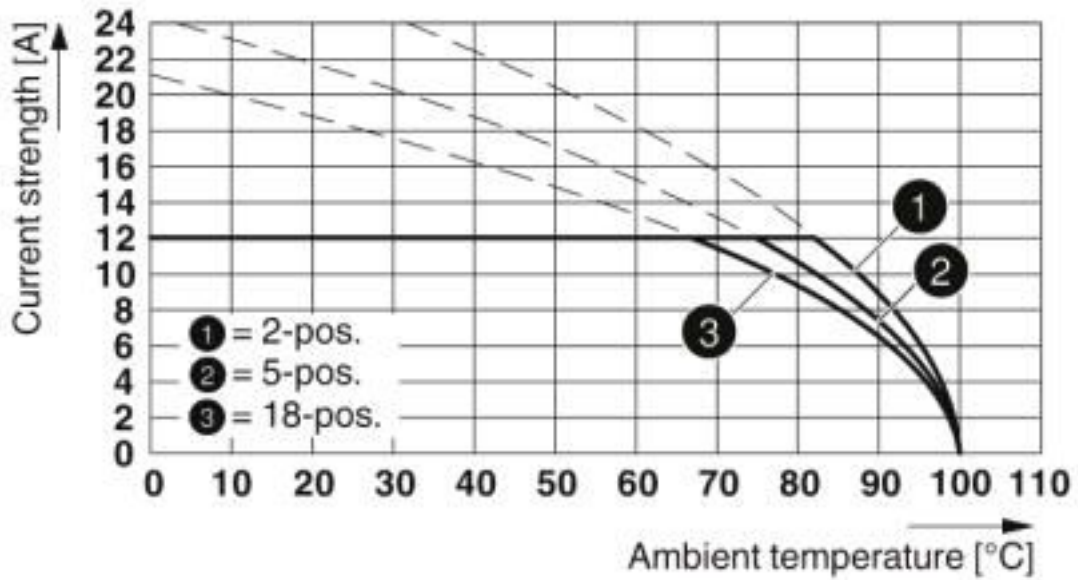
Diagram



Type: FKCS 2,5/...-ST with MDSTB 2,5/...-G1

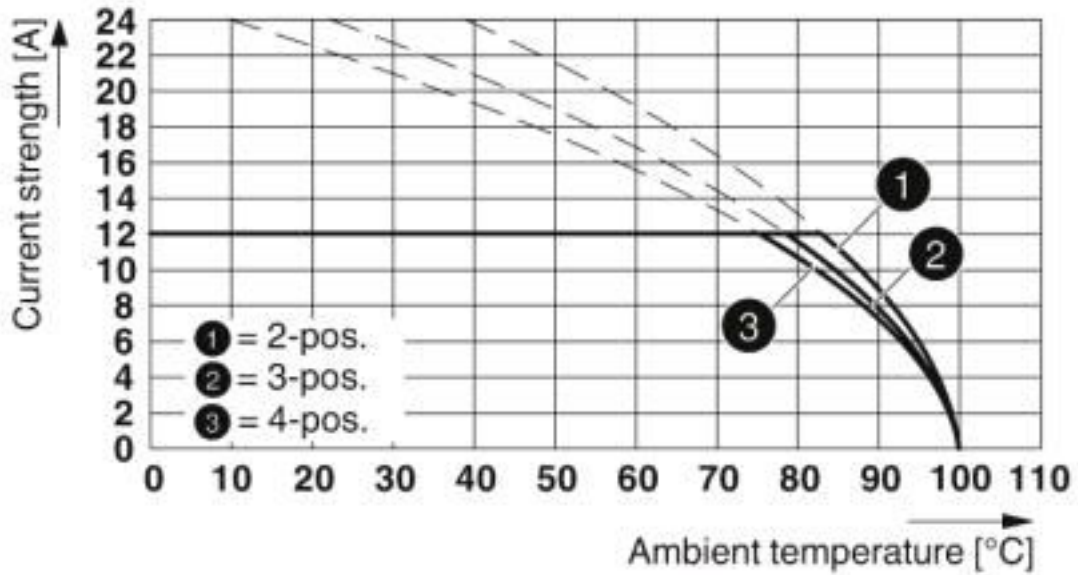
Printed-circuit board connector - FKCS 2,5/15-ST - 1974863

Diagram



Type: FKCS 2,5/...-ST with SMSTBA 2,5/...-G

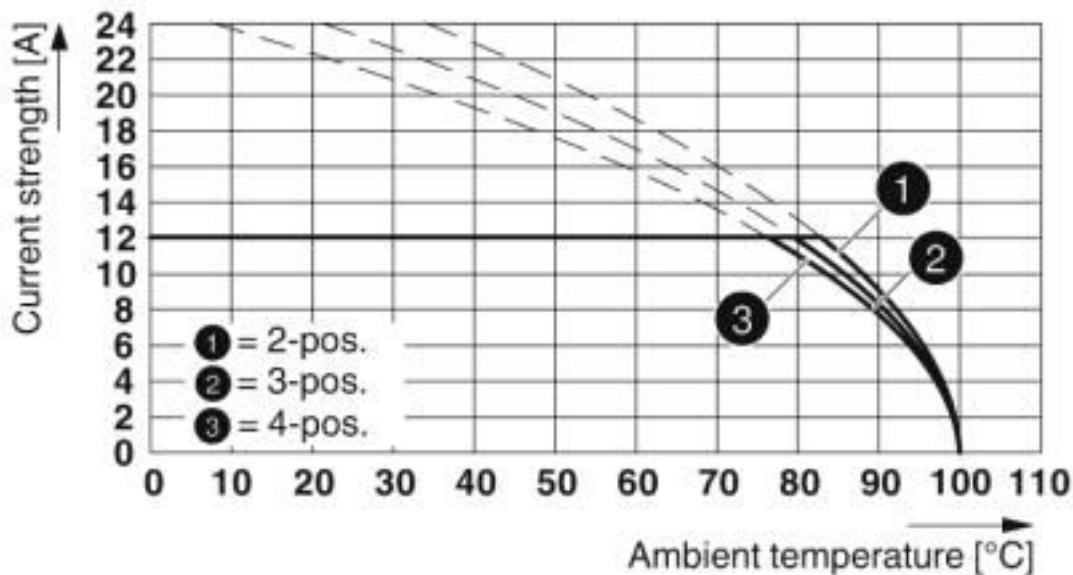
Diagram



Type: FKCS 2,5/...-ST with MSTBO 2,5/...-G1R

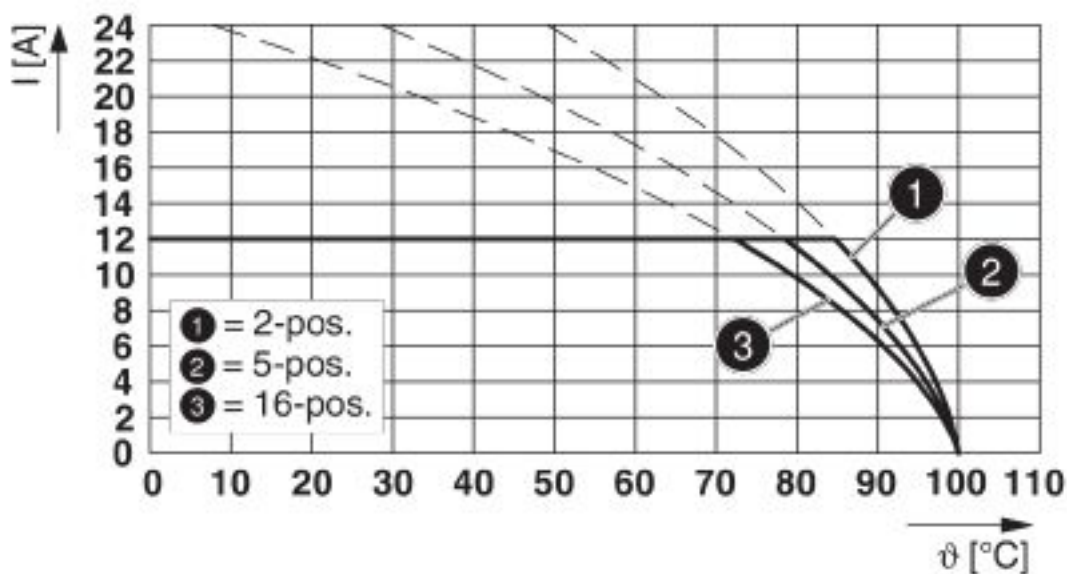
Printed-circuit board connector - FKCS 2,5/15-ST - 1974863

Diagram



Type: FKCS 2,5/...-ST with MSTBO 2,5/...-G1L

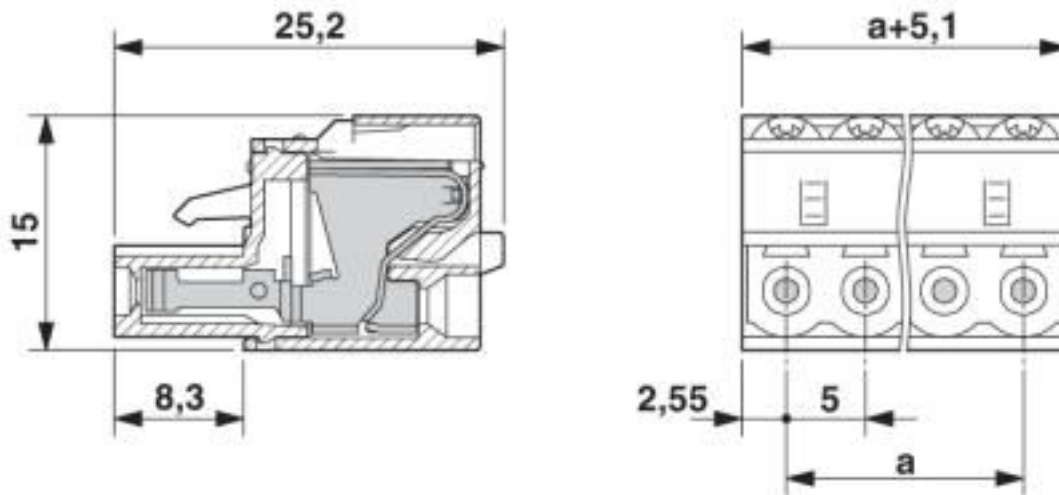
Diagram



Type: FKCS 2,5/...-ST with FKICS 2,5/...-ST

Printed-circuit board connector - FKCS 2,5/15-ST - 1974863

Dimensional drawing



Classifications

eCl@ss

| | |
|---------------|----------|
| eCl@ss 10.0.1 | 27440309 |
| eCl@ss 4.0 | 27260700 |
| eCl@ss 4.1 | 27260700 |
| eCl@ss 5.0 | 27260700 |
| eCl@ss 5.1 | 27260700 |
| eCl@ss 6.0 | 27260700 |
| eCl@ss 7.0 | 27440309 |
| eCl@ss 8.0 | 27440309 |
| eCl@ss 9.0 | 27440309 |

ETIM

| | |
|----------|----------|
| ETIM 3.0 | EC001121 |
| ETIM 4.0 | EC002638 |
| ETIM 5.0 | EC002638 |
| ETIM 6.0 | EC002638 |
| ETIM 7.0 | EC002638 |

UNSPSC

| | |
|---------------|----------|
| UNSPSC 6.01 | 30211810 |
| UNSPSC 7.0901 | 39121409 |
| UNSPSC 11 | 39121409 |
| UNSPSC 12.01 | 39121409 |
| UNSPSC 13.2 | 39121409 |
| UNSPSC 18.0 | 39121409 |
| UNSPSC 19.0 | 39121409 |

Printed-circuit board connector - FKCS 2,5/15-ST - 1974863

Classifications

UNSPSC

| | |
|-------------|----------|
| UNSPSC 20.0 | 39121409 |
| UNSPSC 21.0 | 39121409 |

Approvals

Approvals

Approvals

IECEE CB Scheme / EAC / cULus Recognized / VDE Zeichengenehmigung

Ex Approvals

Approval details

| | | | |
|----------------------------|---------|---|----------------|
| IECEE CB Scheme | | http://www.iecee.org/ | DE1-60988-B1B2 |
| Nominal voltage UN | 250 V | | |
| Nominal current IN | 12 A | | |
| mm ² /AWG/kcmil | 0.2-2.5 | | |

| | | |
|-----|--|---------|
| EAC | | B.01687 |
|-----|--|---------|

| | | | |
|----------------------------|-------|---|-----------------|
| cULus Recognized | | http://database.ul.com/cgi-bin/XYV/template/LISEXT/1FRAME/index.htm | E60425-19931011 |
| | B | D | |
| Nominal voltage UN | 300 V | 300 V | |
| Nominal current IN | 10 A | 10 A | |
| mm ² /AWG/kcmil | 26-12 | 26-12 | |

| | | | |
|------------------------|-------|---|----------|
| VDE Zeichengenehmigung | | http://www2.vde.com/de/Institut/Online-Service/VDE-gepruefteProdukte/Seiten/Online-Suche.aspx | 40004701 |
| Nominal voltage UN | 250 V | | |
| Nominal current IN | 12 A | | |

Printed-circuit board connector - FKCS 2,5/15-ST - 1974863

Approvals

| | |
|----------------------------|---------|
| mm ² /AWG/kcmil | 0.2-2.5 |
|----------------------------|---------|

Accessories

Accessories

Coding element

Coding profile - CP-MSTB - 1734634

Coding profile, is inserted into the slot on the plug or inverted header, red insulating material



Labeled terminal marker

Marker card - SK 5/3,8:FORTL.ZAHLEN - 0804183



Marker card, Card, white, labeled, horizontal: consecutive numbers 1 ... 10, 11 ... 20, etc. up to 91 ... (99)100, mounting type: adhesive, for terminal block width: 5 mm, lettering field size: 5 x 3.8 mm

Screwdriver tools

Screwdriver - SZS 0,6X3,5 - 1205053



Actuation tool, for ST terminal blocks, insulated, also suitable for use as a bladed screwdriver, size: 0.6 x 3.5 x 100 mm, 2-component grip, with non-slip grip

Strain relief

Strain relief - STZ 4-FKC-5,08 - 1876877



Strain relief for snapping into the latching chambers of the plugs, 4-pos.

Printed-circuit board connector - FKCS 2,5/15-ST - 1974863

Accessories

Strain relief - STZ 8-FKC-5,08 - 1876880



Strain relief for snapping into the latching chambers of the plug components, 8-pos.

Test plug terminal block

Test plugs - MPS-MT - 0201744



Test plugs, with solder connection up to 1 mm² conductor cross section, color: gray

Reducing plug - RPS - 0201647



Reducing plug, color: gray

Additional products

Feed-through header - MSTBW 2,5/15-G - 1735989



PCB headers, nominal current: 12 A, rated voltage (III/2): 320 V, nominal cross section: 2.5 mm², number of positions: 15, pitch: 5 mm, color: green, contact surface: Tin, mounting: Wave soldering, pin layout: Linear pinning, solder pin [P]: 3.5 mm

Feed-through header - MSTBV 2,5/15-G - 1735699



PCB headers, nominal current: 12 A, rated voltage (III/2): 320 V, nominal cross section: 2.5 mm², number of positions: 15, pitch: 5 mm, color: green, contact surface: Tin, mounting: Wave soldering, pin layout: Linear pinning, solder pin [P]: 3.9 mm

Printed-circuit board connector - FKCS 2,5/15-ST - 1974863

Accessories

Feed-through header - MSTB 2,5/15-G - 1754698

PCB headers, nominal current: 12 A, rated voltage (III/2): 320 V, nominal cross section: 2.5 mm², number of positions: 15, pitch: 5 mm, color: green, contact surface: Tin, mounting: Wave soldering, pin layout: Linear pinning, solder pin [P]: 3.5 mm



Printed-circuit board connector - MSTBVA 2,5/15-G - 1755639

PCB headers, nominal current: 12 A, rated voltage (III/2): 320 V, nominal cross section: 2.5 mm², number of positions: 15, pitch: 5 mm, color: green, contact surface: Tin, mounting: Wave soldering, pin layout: Linear pinning, solder pin [P]: 3.9 mm



Printed-circuit board connector - MSTBA 2,5/15-G - 1757598

PCB headers, nominal current: 12 A, rated voltage (III/2): 320 V, nominal cross section: 2.5 mm², number of positions: 15, pitch: 5 mm, color: green, contact surface: Tin, mounting: Wave soldering, pin layout: Linear pinning, solder pin [P]: 3.5 mm



Feed-through header - MDSTB 2,5/15-G1 - 1762826

PCB headers, nominal current: 10 A, rated voltage (III/2): 320 V, nominal cross section: 2.5 mm², number of positions: 15, pitch: 5 mm, color: green, contact surface: Tin, mounting: Wave soldering, pin layout: Linear pinning, solder pin [P]: 3.5 mm, In combination with MVSTB or FKCV plug components, both an MVSTBW (or FKCVW) and an MVSTBR plug (or FKCVR) must be used. Combination with TMSTBP plug components is not possible!



Feed-through header - MDSTBV 2,5/15-G1 - 1762978

PCB headers, nominal current: 10 A, rated voltage (III/2): 320 V, nominal cross section: 2.5 mm², number of positions: 15, pitch: 5 mm, color: green, contact surface: Tin, mounting: Wave soldering, pin layout: Linear pinning, solder pin [P]: 3.9 mm, In combination with MVSTB or FKCV plug components, both an MVSTBW (or FKCVW) and an MVSTBR plug (or FKCVR) must be used. Combination with TMSTBP plug components is not possible!



Printed-circuit board connector - FKCS 2,5/15-ST - 1974863

Accessories

Feed-through header - MSTB 2,5/15-G-LA - 1768312



PCB headers, nominal current: 12 A, rated voltage (III/2): 320 V, nominal cross section: 2.5 mm², number of positions: 15, pitch: 5 mm, color: green, contact surface: Tin, mounting: Wave soldering, pin layout: Linear pinning

Printed-circuit board connector - SMSTB 2,5/15-G - 1769366



PCB headers, nominal current: 12 A, rated voltage (III/2): 320 V, nominal cross section: 2.5 mm², number of positions: 15, pitch: 5 mm, color: green, contact surface: Tin, mounting: Wave soldering, pin layout: Linear pinning, solder pin [P]: 3.5 mm

Feed-through header - SMSTBA 2,5/15-G - 1769939



PCB headers, nominal current: 12 A, rated voltage (III/2): 320 V, nominal cross section: 2.5 mm², number of positions: 15, pitch: 5 mm, color: green, contact surface: Tin, mounting: Wave soldering, pin layout: Linear pinning, solder pin [P]: 3.5 mm

Feed-through header - MSTBA 2,5/15-G-LA - 1770614



PCB headers, nominal current: 12 A, rated voltage (III/2): 320 V, nominal cross section: 2.5 mm², number of positions: 15, pitch: 5 mm, color: green, contact surface: Tin, mounting: Wave soldering, pin layout: Linear pinning, solder pin [P]: 3.2 mm

X-ON Electronics

Largest Supplier of Electrical and Electronic Components

Click to view similar products for [Pluggable Terminal Blocks](#) category:

Click to view products by [Phoenix Contact](#) manufacturer:

Other Similar products are found below :

[57.510.0053](#) [MC 1.5/ 6-ST-3.5 GY AU](#) [ET02015000J0G](#) [734-104](#) [734-302](#) [8-141-P](#) [8426620000](#) [860505](#) [860516](#) [860810](#) [GBPACX-12](#)
[93.731.4953.0](#) [PV05-5,08-K](#) [PVP02-5,00](#) [PVP03-3,50](#) [PVP04-3,50](#) [PVS02-5,00](#) [1-1986160-3](#) [1377680000](#) [1531000000](#) [1546228-5](#)
[ELFH16150](#) [ELFP03110](#) [ELFP10210](#) [ELFT06250](#) [ELVP03100](#) [1700101](#) [1700410](#) [1700425](#) [1702246](#) [1705229](#) [1710175](#) [1714537](#) [1717806](#)
[1719600](#) [1728941](#) [1734692](#) [1734795](#) [1736036](#) [1740194](#) [1740291](#) [1740628](#) [1740990](#) [1746952](#) [1750207](#) [1752441](#) [1752865](#) [1754115](#)
[1754144](#) [1756913](#)