

Printed-circuit board connector - IPC 16/ 5-STGF-10,16 - 1975846

Please be informed that the data shown in this PDF Document is generated from our Online Catalog. Please find the complete data in the user's documentation. Our General Terms of Use for Downloads are valid (<http://phoenixcontact.com/download>)

PCB connector, nominal current: 76 A, rated voltage (III/2): 1000 V, nominal cross section: 16 mm², number of positions: 5, pitch: 10.16 mm, connection method: Screw connection with tension sleeve, color: green, contact surface: Silver



The figure shows a 5-pos. version of the product

Your advantages

- Well-known connection principle allows worldwide use
- Low temperature rise, thanks to maximum contact force
- Allows connection of two conductors
- Inverted connector with pin contacts for touch-proof device outputs or free-hanging cable/cable connections
- Screwable flange for superior mechanical stability



Key Commercial Data

| | |
|--------------|---------------|
| Packing unit | 25 pc |
| GTIN | |
| GTIN | 4017918971984 |

Technical data

Item properties

| | |
|---------------------------|--------------------------------------|
| Brief article description | Printed-circuit board connector |
| Plug-in system | POWER COMBICON 16 |
| Type of contact | Male connector |
| Range of articles | IPC 16/...-STGF |
| Pitch | 10.16 mm |
| Number of positions | 5 |
| Connection method | Screw connection with tension sleeve |
| Drive form screw head | Slotted (L) |
| Screw thread | M4 |
| Locking | Threaded flange |

Printed-circuit board connector - IPC 16/ 5-STGF-10,16 - 1975846

Technical data

Item properties

| | |
|-----------------------|---|
| Number of levels | 1 |
| Number of connections | 5 |
| Number of potentials | 5 |

Electrical parameters

| | |
|-----------------------------|--------|
| Nominal current | 76 A |
| Nom. voltage | 1000 V |
| Rated voltage | 1000 V |
| Rated voltage (III/2) | 1000 V |
| Rated voltage (II/2) | 1000 V |
| Rated surge voltage (III/3) | 8 kV |
| Rated surge voltage (III/2) | 8 kV |
| Rated surge voltage (II/2) | 6 kV |

Connection capacity

| | |
|---|---|
| Connection method | Screw connection with tension sleeve |
| pluggable | Yes |
| Conductor cross section solid | 0.75 mm ² ... 16 mm ² |
| Conductor cross section flexible | 0.75 mm ² ... 16 mm ² |
| Conductor cross section AWG / kcmil | 18 ... 6 |
| Conductor cross section flexible, with ferrule without plastic sleeve | 0.5 mm ² ... 16 mm ² |
| Conductor cross section, flexible, with ferrule, with plastic sleeve | 0.5 mm ² ... 10 mm ² |
| 2 conductors with same cross section, solid | 0.75 mm ² ... 6 mm ² |
| 2 conductors with same cross section, flexible | 0.75 mm ² ... 6 mm ² |
| 2 conductors with same cross section, flexible, with ferrule without plastic sleeve | 0.5 mm ² ... 4 mm ² |
| 2 conductors with the same cross section, flexible, with TWIN ferrule with plastic sleeve | 0.5 mm ² ... 6 mm ² |
| Stripping length | 12 mm |
| Torque | 1.7 Nm ... 1.8 Nm |

Flange specifications

| | |
|-----------------|-----------------|
| Type of locking | Screw locking |
| Mounting flange | Threaded flange |

Material data - contact

| | |
|--|---|
| Note | WEEE/RoHS-compliant, free of whiskers according to IEC 60068-2-82/ JEDEC JESD 201 |
| Contact material | Cu alloy |
| Metal surface terminal point (top layer) | Silver (4 - 8 μm Ag) |
| Metal surface contact area (top layer) | Silver (4 - 8 μm Ag) |

Material data - housing

| | |
|---------------|--------------|
| Housing color | green (6021) |
|---------------|--------------|

Printed-circuit board connector - IPC 16/ 5-STGF-10,16 - 1975846

Technical data

Material data - housing

| | |
|---|--------|
| Insulating material | PA |
| Insulating material group | I |
| CTI according to IEC 60112 | 600 |
| Flammability rating according to UL 94 | V0 |
| Glow wire flammability index GWFI according to EN 60695-2-12 | 850 |
| Glow wire ignition temperature GWIT according to EN 60695-2-13 | 775 |
| Temperature for the ball pressure test according to EN 60695-10-2 | 125 °C |

Dimensions for the product

| | |
|-----------------------------|-------------------------------------|
| Caption | The figure shows the 3-pos. version |
| Length [l] | 44.1 mm |
| Width [w] | 68.56 mm |
| Height [h] | 27.8 mm |
| Pitch | 10.16 mm |
| Height (without solder pin) | 27.8 mm |

Packaging information

| | |
|----------------------------|---------------------|
| Type of packaging | packed in cardboard |
| Pieces per package | 25 |
| Denomination packing units | Pcs. |
| Outer packaging type | Carton |

Ambient conditions

| | |
|---|---|
| Ambient temperature (storage/transport) | -40 °C ... 70 °C |
| Ambient temperature (assembly) | -5 °C ... 100 °C |
| Ambient temperature (operation) | -40 °C ... 100 °C (dependent on the derating curve) |

Termination and connection method

| | |
|--|---------------------|
| Test for conductor damage and slackening | IEC 60999-1:1999-11 |
| | Test passed |

Pull-out test

| | |
|--|--|
| Pull-out test | IEC 60999-1:1999-11 |
| | Test passed |
| Conductor cross section / conductor type / tensile force | 0.75 mm ² / solid / > 30 N |
| | 0.75 mm ² / flexible / > 30 N |
| | 16 mm ² / solid / > 100 N |
| | 16 mm ² / flexible / > 100 N |

Mechanical tests according to standard

| | |
|----------------------------|------------------------|
| Test specification | IEC 61984 |
| Visual inspection | IEC 60512-1-1:2002-02 |
| Dimension check | IEC 60512-1-2:2002-02 |
| Resistance of inscriptions | IEC 60068-2-70:1995-12 |

Printed-circuit board connector - IPC 16/ 5-STGF-10,16 - 1975846

Technical data

Mechanical tests according to standard

| | |
|-------------------------------------|------------------------|
| Insertion and withdrawal force | IEC 60512-13-2:2006-02 |
| No. of cycles | 25 |
| Insertion strength per pos. approx. | 12 N |
| Withdraw strength per pos. approx. | 8 N |
| Polarization and coding | IEC 60512-13-5:2006-02 |

Air clearances and creepage distances

| | |
|---|---------------------|
| Clearances and creepage distances | IEC 60664-1:2007-04 |
| Specification | IEC 60664-1:2007-04 |
| Minimum clearance - inhomogeneous field (III/3) | 8 mm |
| Minimum clearance - inhomogeneous field (III/2) | 8 mm |
| Minimum clearance - inhomogeneous field (II/2) | 5.5 mm |
| Minimum creepage distance value (III/3) | 12.5 mm |
| Minimum creepage distance value (III/2) | 8 mm |
| Minimum creepage distance value (II/2) | 5.5 mm |

Current carrying capacity / derating curves

| | |
|------------------|--|
| Caption | Type: PC 16/...-STF-10,16 with IPC 16/...-STGF-10,16 |
| Specification | IEC 61984:2008-10 |
| Reduction factor | 0.8 |
| Note | Representation based on IEC 60512-5-2:2002-02 |
| | For number of positions, see diagram |

Mechanical tests (A)

| | |
|--|-------------|
| Test specification | IEC 61984 |
| Insertion strength per pos. approx. | 12 N |
| Withdraw strength per pos. approx. | 8 N |
| Polarization when inserted requirement >20 N | Test passed |

Durability tests (B)

| | |
|--|-----------------------|
| Specification | IEC 60512-9-1:2010-03 |
| Contact resistance R ₁ | 0.3 mΩ |
| Insertion/withdrawal cycles | 25 |
| Contact resistance R ₂ | 0.3 mΩ |
| Impulse withstand voltage at sea level | 9.8 kV |
| Power-frequency withstand voltage | 4.26 kV |
| Insulation resistance, neighboring positions | > 8 TΩ |

Thermal tests (C)

| | |
|-------------------------|-----------------------|
| Specification | IEC 60512-5-1:2002-02 |
| Number of positions | 9 |
| Conductor cross section | 16 mm ² |
| Test current | 76 A DC |

Printed-circuit board connector - IPC 16/ 5-STGF-10,16 - 1975846

Technical data

Thermal tests (C)

| | |
|---|-------------|
| Upper limiting temperature requirements <100 °C | Test passed |
|---|-------------|

Climatic tests (D)

| | |
|--|---|
| Specification | ISO 6988:1985-02 |
| Cold stress | -40 °C/2 h |
| Thermal stress | 100 °C/168 h |
| Corrosive stress | 0.2 dm ³ SO ₂ on 300 dm ³ /40 °C/1 cycle |
| Impulse withstand voltage at sea level | 9.8 kV |
| Power-frequency withstand voltage | 4.26 kV |

Environmental and durability tests (E)

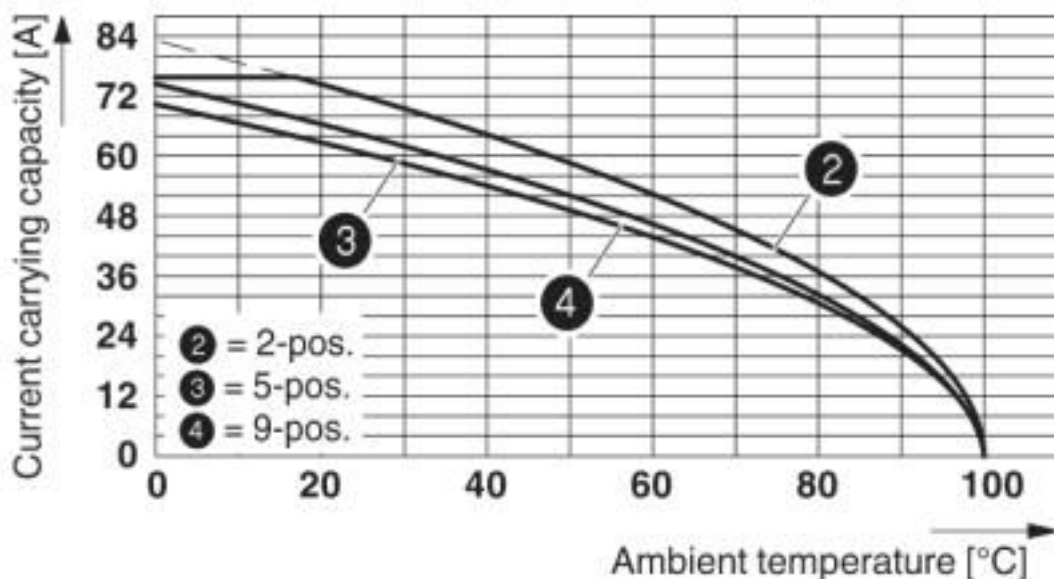
| | |
|---------------------------------------|-------------------------------------|
| Specification | IEC 61984:2008-10 |
| Result, degree of protection, IP code | Finger safety with IP20 test finger |

Environmental Product Compliance

| | |
|------------|---|
| REACH SVHC | Lead 7439-92-1 |
| China RoHS | Environmentally Friendly Use Period = 50 years |
| | For details about hazardous substances go to tab "Downloads", Category "Manufacturer's declaration" |

Drawings

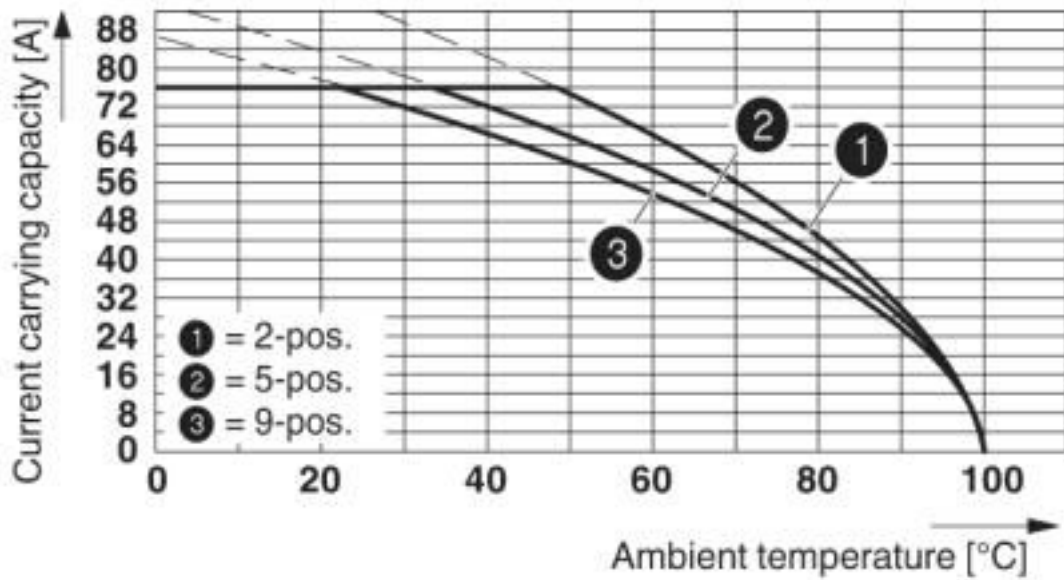
Diagram



Derating curve for: IPC 16/...-ST-10,16 with IPC 16/...-G-10,16

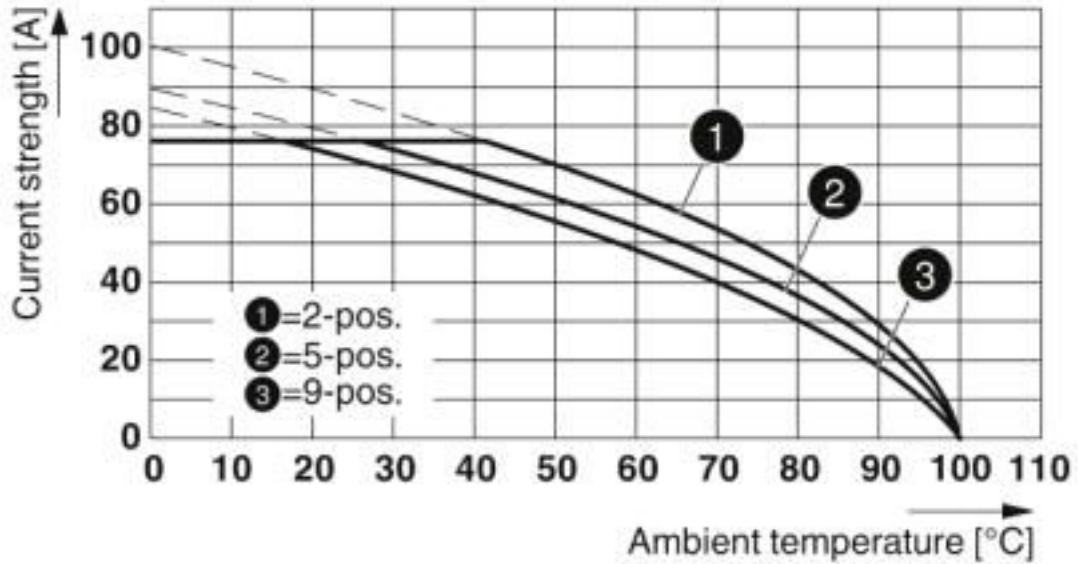
Printed-circuit board connector - IPC 16/ 5-STGF-10,16 - 1975846

Diagram



Derating curve for: PC 16/...-ST-10,16 with IPC 16/...-ST-10,16

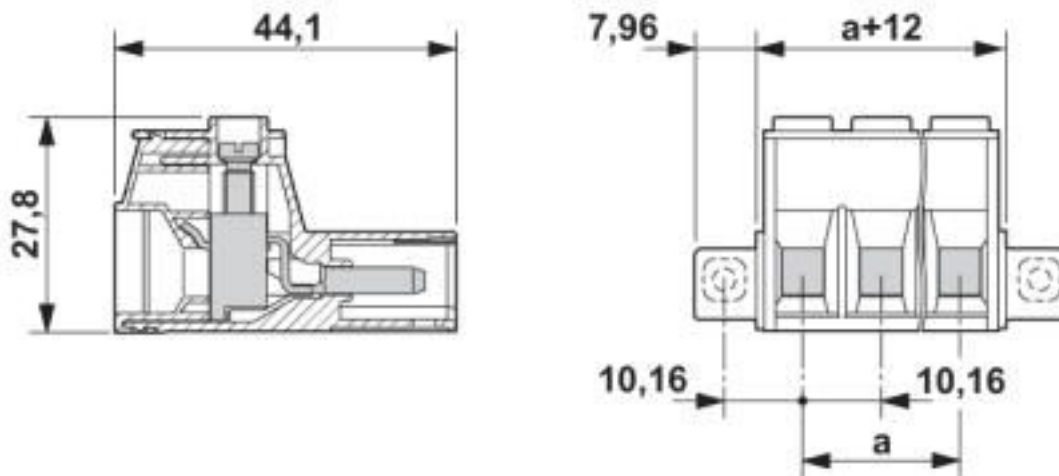
Diagram



Type: PC 16/...-STF-10,16 with IPC 16/...-STGF-10,16

Printed-circuit board connector - IPC 16/ 5-STGF-10,16 - 1975846

Dimensional drawing



The figure shows the 3-pos. version

Classifications

eCl@ss

| | |
|---------------|----------|
| eCl@ss 10.0.1 | 27440309 |
| eCl@ss 4.0 | 27260700 |
| eCl@ss 4.1 | 27260700 |
| eCl@ss 5.0 | 27260700 |
| eCl@ss 5.1 | 27260700 |
| eCl@ss 6.0 | 27260700 |
| eCl@ss 7.0 | 27440309 |
| eCl@ss 8.0 | 27440309 |
| eCl@ss 9.0 | 27440309 |

ETIM

| | |
|----------|----------|
| ETIM 3.0 | EC001121 |
| ETIM 4.0 | EC002638 |
| ETIM 5.0 | EC002638 |
| ETIM 6.0 | EC002638 |
| ETIM 7.0 | EC002638 |

UNSPSC

| | |
|---------------|----------|
| UNSPSC 6.01 | 30211810 |
| UNSPSC 7.0901 | 39121409 |
| UNSPSC 11 | 39121409 |
| UNSPSC 12.01 | 39121409 |
| UNSPSC 13.2 | 39121409 |
| UNSPSC 18.0 | 39121409 |

Printed-circuit board connector - IPC 16/ 5-STGF-10,16 - 1975846

Classifications

UNSPSC

| | |
|-------------|----------|
| UNSPSC 19.0 | 39121409 |
| UNSPSC 20.0 | 39121409 |
| UNSPSC 21.0 | 39121409 |

Approvals


Approvals


Approvals


IECEE CB Scheme / SEV / EAC / cULus Recognized


Ex Approvals

Approval details

| | | | |
|----------------------------|---|---|-------------|
| IECEE CB Scheme |  | http://www.iecee.org/ | CH-10653-M1 |
| Nominal voltage UN | 1000 V | | |
| Nominal current IN | 76 A | | |
| mm ² /AWG/kcmil | 16 | | |

| | | | |
|----------------------------|---|---|------------|
| SEV |  | https://www.eurofins.ch/de/ | IK-4468-M1 |
| Nominal voltage UN | 1000 V | | |
| Nominal current IN | 76 A | | |
| mm ² /AWG/kcmil | 16 | | |

| | | |
|-----|---|---------|
| EAC |  | B.01687 |
|-----|---|---------|

| | | | |
|--------------------|---|---|-----------------|
| cULus Recognized |  | http://database.ul.com/cgi-bin/XYVV/template/LISEXT/1FRAME/index.htm | E60425-20040202 |
| Nominal voltage UN | B | C | |
| | 600 V | 600 V | |

Printed-circuit board connector - IPC 16/ 5-STGF-10,16 - 1975846

Approvals

| | B | C |
|--------------------------------|------|------|
| Nominal current I _N | 55 A | 55 A |
| mm ² /AWG/kcmil | 20-6 | 20-6 |

Accessories

Accessories

Coding element

Coding profile - CP-PC RD - 1701967



Coding profile, for plugging into the coding ribs of the plug at a later date, insulating material, color: Red

Crimping tool

Crimping pliers - CRIMPFOX 6 - 1212034



Crimping pliers, for ferrules without insulating collar according to DIN 46228 Part 1 and ferrules with insulating collar according to DIN 46228 Part 4, 0.25 mm² ... 6.0 mm², lateral entry, trapezoidal crimp

Crimping pliers - CRIMPFOX 16 S - 1207983



Crimping pliers for ferrules up to 16 mm²

Screwdriver tools

Screwdriver - SZS 1,0X4,0 VDE - 1205066



Screwdriver, slot-headed, VDE insulated, size: 1.0 x 4.0 x 100 mm, 2-component grip, with non-slip grip

Terminal marking

Printed-circuit board connector - IPC 16/ 5-STGF-10,16 - 1975846

Accessories

Marker strip - SK 5,0 WH:REEL - 0805221



Marker strip, Roll, white, unlabeled, can be labeled with: THERMOMARK ROLL 2.0, THERMOMARK ROLL, THERMOMARK ROLL X1, THERMOMARK ROLLMASTER 300/600, THERMOMARK X1.2, mounting type: adhesive, for terminal block width: 5 mm, lettering field size: continuous x 5#mm, Number of individual labels: 90000

Additional products

Printed-circuit board connector - PC 16/ 5-STF-10,16 - 1967485



PCB connector, nominal current: 76 A, rated voltage (III/2): 1000 V, nominal cross section: 16 mm², number of positions: 5, pitch: 10.16 mm, connection method: Screw connection with tension sleeve, color: green, contact surface: Silver

Printed-circuit board connector - TPC 16/ 5-STF-10,16 - 1715280



PCB connector, nominal current: 76 A, rated voltage (III/2): 1000 V, nominal cross section: 16 mm², number of positions: 5, pitch: 10.16 mm, connection method: Screw connection with tension sleeve, color: green, contact surface: Silver

Printed-circuit board connector - SPC 16/ 5-STF-10,16 - 1711404



PCB connector, nominal current: 76 A, rated voltage (III/2): 1000 V, nominal cross section: 16 mm², number of positions: 5, pitch: 10.16 mm, connection method: Push-in spring connection, color: green, contact surface: Silver

DIN rail adapter - DR 35-PC 16 - 1708410



DIN rail adapter, for snapping the PC 16/IPC 16 connector onto a DIN rail, color: green, mounting type: NS 35/7,5, NS 35/15

Phoenix Contact 2020 © - all rights reserved
<http://www.phoenixcontact.com>

PHOENIX CONTACT GmbH & Co. KG
Flachsmarktstr. 8
32825 Blomberg
Germany
Tel. +49 5235 300
Fax +49 5235 3 41200
<http://www.phoenixcontact.com>

X-ON Electronics

Largest Supplier of Electrical and Electronic Components

Click to view similar products for [Pluggable Terminal Blocks](#) category:

Click to view products by [Phoenix Contact](#) manufacturer:

Other Similar products are found below :

[57.510.0053](#) [MC 1.5/ 6-ST-3.5 GY AU](#) [734-104](#) [734-302](#) [8-141-P](#) [8426620000](#) [860505](#) [860516](#) [860810](#) [GBPACX-12](#) [93.731.4953.0](#) [PV05-5,08-K](#) [PVP02-5,00](#) [PVP03-3,50](#) [PVP04-3,50](#) [PVS02-5,00](#) [1-1986160-3](#) [1377680000](#) [1531000000](#) [1546228-5](#) [ELFH16150](#) [ELFP03110](#) [ELFP10210](#) [ELFT06250](#) [ELVP03100](#) [1700101](#) [1700410](#) [1700425](#) [1702246](#) [1705229](#) [1710175](#) [1714537](#) [1717806](#) [1719600](#) [1728941](#) [1734692](#) [1734795](#) [1736036](#) [1740194](#) [1740291](#) [1740628](#) [1740990](#) [1746952](#) [1750207](#) [1752441](#) [1752865](#) [1754115](#) [1754144](#) [1756913](#) [1760051](#)