

## PCB terminal block - PTSA 1,5/12-3,5-F - 1985069

Please be informed that the data shown in this PDF Document is generated from our Online Catalog. Please find the complete data in the user's documentation. Our General Terms of Use for Downloads are valid (<http://phoenixcontact.com/download>)



PCB terminal block, nominal current: 8 A, rated voltage (III/2): 250 V, nominal cross section: 1.5 mm<sup>2</sup>, pitch: 3.5 mm, number of positions: 12, connection method: Push-in spring connection, mounting: Wave soldering, conductor/PCB connection direction: 45 °, color: green, Pin layout: Linear pinning, Solder pin [P]: 3.6 mm. Soldering legs in front area, one-rowed

The figure shows a 10-position version of the product

### Your advantages

- Time saving push-in connection, tools not required
- Defined contact force ensures that contact remains stable over the long term
- Angled connection enables multi-row arrangement on the PCB



### Key Commercial Data

Packing unit	80 pc
Minimum order quantity	80 pc
GTIN	
GTIN	4017918922146

### Technical data

#### Item properties

Brief article description	PCB terminal block
Range of articles	PTSA 1,5
Pitch	3.5 mm
Number of positions	12
Connection method	Push-in spring connection
Mounting type	Wave soldering
Pin layout	Linear pinning
Number of levels	1
Number of connections	12
Number of potentials	12

#### Electrical parameters

# PCB terminal block - PTSA 1,5/12-3,5-F - 1985069

## Technical data

### Electrical parameters

Nominal current	8 A
Nom. voltage	250 V
Rated voltage	200 V
Rated voltage (III/2)	250 V
Rated voltage (II/2)	400 V
Rated surge voltage (III/3)	2.5 kV
Rated surge voltage (III/2)	2.5 kV
Rated surge voltage (II/2)	2.5 kV

### Connection capacity

Connection method	Push-in spring connection
pluggable	no
Conductor cross section solid	0.2 mm <sup>2</sup> ... 1.5 mm <sup>2</sup>
Conductor cross section flexible	0.2 mm <sup>2</sup> ... 1.5 mm <sup>2</sup>
Conductor cross section AWG / kcmil	24 ... 16
Conductor cross section flexible, with ferrule without plastic sleeve	0.25 mm <sup>2</sup> ... 1 mm <sup>2</sup>
Conductor cross section, flexible, with ferrule, with plastic sleeve	0.25 mm <sup>2</sup> ... 0.5 mm <sup>2</sup>
Stripping length	9 mm

### Material data - contact

Note	WEEE/RoHS-compliant, free of whiskers according to IEC 60068-2-82/ JEDEC JESD 201
Contact material	Cu alloy
Surface characteristics	hot-dip tin-plated
Metal surface terminal point (top layer)	Tin (4 - 8 µm Sn)
Metal surface soldering area (top layer)	Tin (4 - 8 µm Sn)

### Material data - housing

Housing color	green (6021)
Insulating material	PA
Insulating material group	I
CTI according to IEC 60112	600
Flammability rating according to UL 94	V0
Glow wire flammability index GWFI according to EN 60695-2-12	850
Glow wire ignition temperature GWIT according to EN 60695-2-13	775
Temperature for the ball pressure test according to EN 60695-10-2	125 °C

### Dimensions for the product

Caption	The figure shows the dimensional drawing of the 5-position product version
Length [ l ]	12 mm
Width [ w ]	43.5 mm
Height [ h ]	16.7 mm
Pitch	3.5 mm

# PCB terminal block - PTSA 1,5/12-3,5-F - 1985069

## Technical data

### Dimensions for the product

Height (without solder pin)	13.1 mm
Solder pin [P]	3.6 mm
Pin spacing	3.5 mm
Pin dimensions	0.4 x 0.75 mm

### Dimensions for PCB design

Hole diameter	1 mm
Pin spacing	3.5 mm

### Packaging information

Type of packaging	packed in cardboard
Pieces per package	80
Denomination packing units	Pcs.

### Ambient conditions

Ambient temperature (storage/transport)	-40 °C ... 70 °C
Ambient temperature (assembly)	-5 °C ... 85 °C
Ambient temperature (operation)	-40 °C ... 100 °C (Depending on the current carrying capacity/derating curve)

### Termination and connection method

Test for conductor damage and slackening	IEC 60999-1:1999-11
	Test passed

### Pull-out test

Pull-out test	IEC 60999-1:1999-11
	Test passed
Conductor cross section / conductor type / tensile force	0.2 mm <sup>2</sup> / solid / > 10 N
	0.2 mm <sup>2</sup> / flexible / > 10 N
	1.5 mm <sup>2</sup> / solid / > 40 N
	1.5 mm <sup>2</sup> / flexible / > 40 N

### Mechanical tests according to standard

Test specification	IEC 60947-7-4
--------------------	---------------

### Electrical tests

Rated current	8 A
Conductor cross section	1.5 mm <sup>2</sup>
Rated voltage (III/2)	250 V
Rated surge voltage (III/2)	2.5 kV

### Air clearances and creepage distances

Clearances and creepage distances	IEC 60947-1:2007-06 + A1:2010-12 + A2:2014-09
Specification	IEC 60947-1:2007-06 + A1:2010-12 + A2:2014-09
Minimum clearance - inhomogeneous field (III/3)	1.5 mm
Minimum clearance - inhomogeneous field (III/2)	1.5 mm

# PCB terminal block - PTSA 1,5/12-3,5-F - 1985069

## Technical data

### Air clearances and creepage distances

Minimum clearance - inhomogeneous field (II/2)	1.5 mm
Minimum creepage distance value (III/3)	2.5 mm
Minimum creepage distance value (III/2)	1.5 mm
Minimum creepage distance value (II/2)	2 mm
Note on connection cross section	With connected conductor 1.5 mm <sup>2</sup> (solid).

### Temperature-rise test

Specification	IEC 60947-7-4:2013-08
Result	Test passed
Requirement temperature-rise test	The sum of ambient temperature and temperature rise of the PCB terminal block shall not exceed the upper limiting temperature.

### Current carrying capacity / derating curves

Caption	Type: PTSA 1,5/...-3,5-F
Specification	IEC 60947-7-4:2013-08
Number of positions	4
Reduction factor	1
Note	Representation based on IEC 60512-5-2:2002-02

### Vibration test

Specification	IEC 60068-2-6:2007-12
Result	Test passed
Frequency	10 - 150 - 10 Hz
Sweep speed	1 octave/min
Amplitude	0.35 mm (10 - 60.1 Hz)
Acceleration	5 g (60.1 - 150 Hz)
Test duration per axis	2.5 h

### Insulation resistance

Specification	IEC 60512-3-1:2002-02
Result	Test passed
Insulation resistance, neighboring positions	> 1 TΩ

### Glow-wire test

Specification	IEC 60695-2-10:2000-10
Result	Test passed
Temperature	850 °C
Time of exposure	5 s

### Alternating climate test

Result	Test passed
Specification	ISO 6988:1985-02
Corrosive stress	KFW 0.2 S/1 cycle

### Standards and Regulations

# PCB terminal block - PTSA 1,5/12-3,5-F - 1985069

## Technical data

### Standards and Regulations

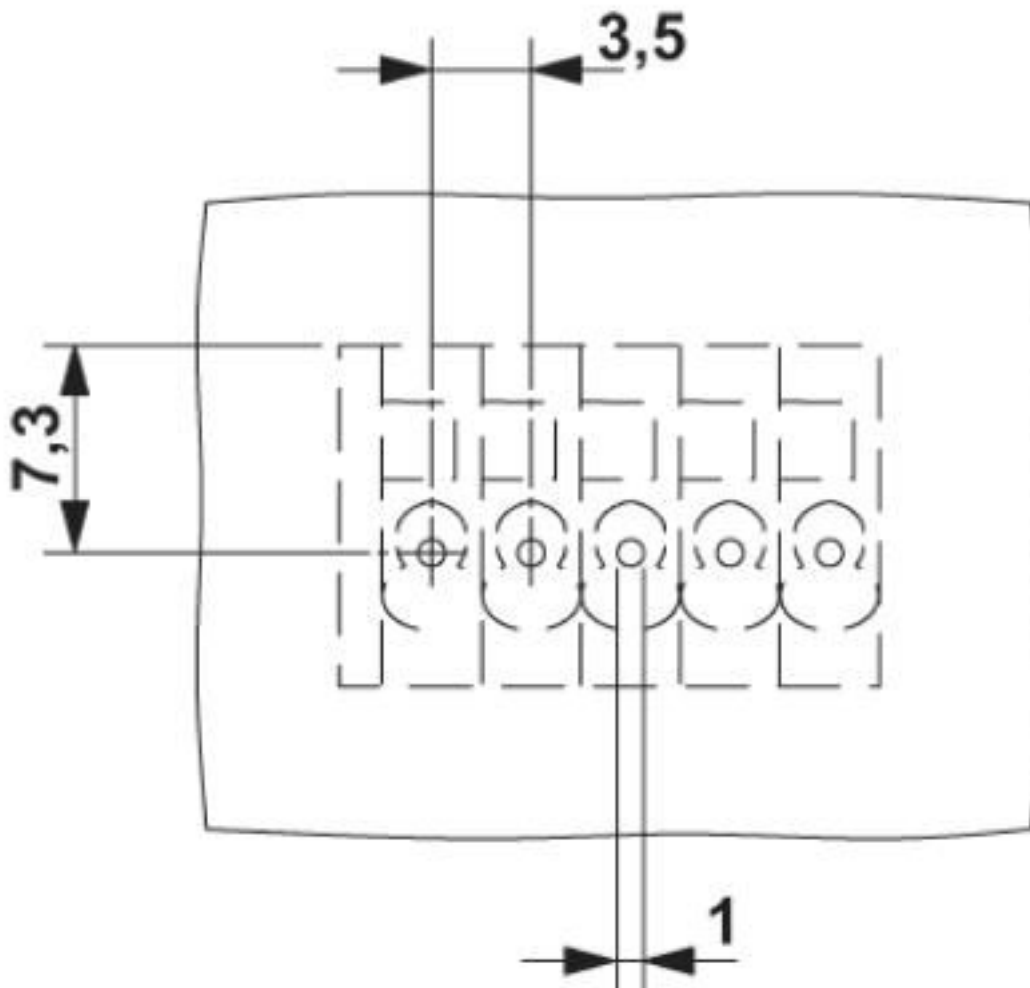
Connection in acc. with standard	EN-VDE
	CUL
Flammability rating according to UL 94	V0

### Environmental Product Compliance

China RoHS	Environmentally friendly use period: unlimited = EFUP-e
	No hazardous substances above threshold values

## Drawings

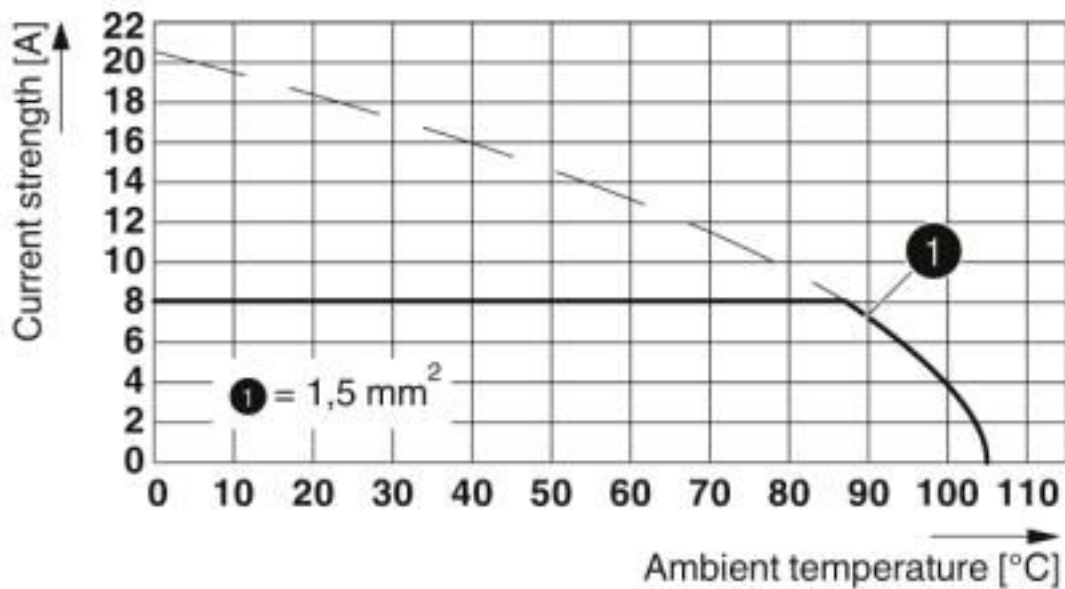
Drilling diagram



The figure shows the drilling diagram of the 5-position product version

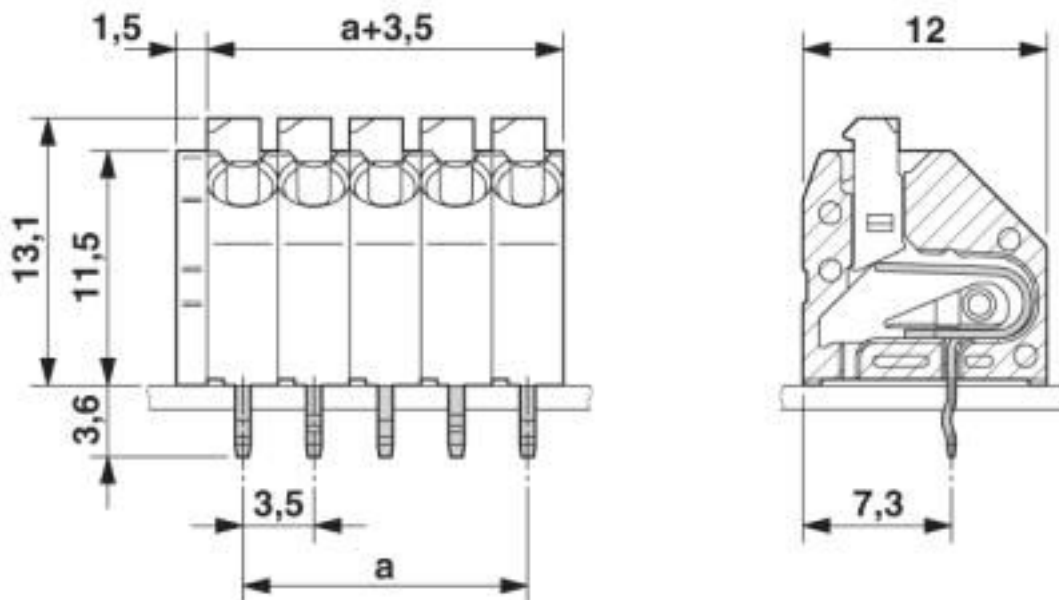
# PCB terminal block - PTSA 1,5/12-3,5-F - 1985069

Diagram



Type: PTSA 1,5/...-3,5-F

Dimensional drawing



The figure shows the dimensional drawing of the 5-position product version

## Classifications

eCl@ss

eCl@ss 10.0.1	27440401
---------------	----------

# PCB terminal block - PTSA 1,5/12-3,5-F - 1985069

## Classifications

### eCl@ss

eCl@ss 4.0	27260700
eCl@ss 4.1	27141100
eCl@ss 5.0	27141100
eCl@ss 5.1	27261100
eCl@ss 6.0	27261100
eCl@ss 7.0	27440401
eCl@ss 8.0	27440401
eCl@ss 9.0	27440401

### ETIM

ETIM 3.0	EC001121
ETIM 4.0	EC002643
ETIM 5.0	EC002643
ETIM 6.0	EC002643
ETIM 7.0	EC002643

### UNSPSC

UNSPSC 6.01	30211801
UNSPSC 7.0901	39121432
UNSPSC 11	34131203
UNSPSC 12.01	39121432
UNSPSC 13.2	39121432
UNSPSC 18.0	39121432
UNSPSC 19.0	39121432
UNSPSC 20.0	39121432
UNSPSC 21.0	39121432

## Approvals

### Approvals

---

Approvals

CCA / VDE Gutachten mit Fertigungsüberwachung / EAC / cULus Recognized

---

Ex Approvals

---

### Approval details

# PCB terminal block - PTSA 1,5/12-3,5-F - 1985069

## Approvals

CCA	CCA/DE1 34182/33276
Nominal current IN	2 A
mm²/AWG/kcmil	0.75

VDE Gutachten mit Fertigungsüberwachung		<a href="http://www2.vde.com/de/Institut/Online-Service/VDE-gepruefteProdukte/Seiten/Online-Suche.aspx">http://www2.vde.com/de/Institut/Online-Service/ VDE-gepruefteProdukte/Seiten/Online-Suche.aspx</a>	40018594
Nominal voltage UN	130 V		
Nominal current IN	2 A		
mm²/AWG/kcmil	0.5-.75		

EAC		B.01687
-----	--	---------

cULus Recognized		<a href="http://database.ul.com/cgi-bin/XYV/template/LISEXT/1FRAME/index.htm">http://database.ul.com/cgi-bin/XYV/template/LISEXT/1FRAME/index.htm</a>	E60425-20030527
	B	D	
Nominal voltage UN	300 V	300 V	
Nominal current IN	5 A	5 A	
mm²/AWG/kcmil	24-16	24-16	

## Accessories

### Accessories

#### Crimping tool

Crimping pliers - CRIMPFOX 6 - 1212034



Crimping pliers, for ferrules without insulating collar according to DIN 46228 Part 1 and ferrules with insulating collar according to DIN 46228 Part 4, 0.25 mm² ... 6.0 mm², lateral entry, trapezoidal crimp

#### Screwdriver tools



## PCB terminal block - PTSA 1,5/12-3,5-F - 1985069

### Accessories

Screwdriver - SZS 0,4X2,5 VDE - 1205037



Screwdriver, slot-headed, VDE insulated, size: 0.4 x 2.5 x 80 mm, 2-component grip, with non-slip grip

---

Phoenix Contact 2020 © - all rights reserved  
<http://www.phoenixcontact.com>

PHOENIX CONTACT GmbH & Co. KG  
Flachsmarktstr. 8  
32825 Blomberg  
Germany  
Tel. +49 5235 300  
Fax +49 5235 3 41200  
<http://www.phoenixcontact.com>

## X-ON Electronics

Largest Supplier of Electrical and Electronic Components

*Click to view similar products for [Fixed Terminal Blocks](#) category:*

*Click to view products by [Phoenix Contact](#) manufacturer:*

Other Similar products are found below :

[MBE-1512](#) [MBE-154](#) [MBE-156](#) [MBES-153](#) [MBES-156](#) [MH-2512](#) [MHE-132](#) [MHE-163](#) [MI-254 \(35\)](#) [MI-272](#) [880507](#) [MPT-275](#)  
[15602-04-08-21](#) [BA311TU](#) [BA411SU](#) [MV-152](#) [MV-252-D](#) [MV-253/NCNOC](#) [MV-254-D](#) [MV-255](#) [MV-462](#) [MV-493](#) [MVE-252](#) [MVE-253](#)  
[MVE-273](#) [MVEB-153](#) [1700096](#) [1705142](#) [1712417](#) [1713020](#) [1713088](#) [1745195](#) [1760594](#) [1776118-2](#) [1790852](#) [1-796689-8](#) [1-796692-6](#)  
[1800001](#) [1800114](#) [1995279](#) [20020314-C121B01LF](#) [CB2-12](#) [KP03215000J0G](#) [KP04215000J0G](#) [S451](#) [282802-2](#) [29.007](#) [29.116](#) [30.103](#)  
[30.106](#)