

PCB terminal block - MKDSN 1,5/ 2-5,08 HT BK - 1985865

Please be informed that the data shown in this PDF Document is generated from our Online Catalog. Please find the complete data in the user's documentation. Our General Terms of Use for Downloads are valid (<http://phoenixcontact.com/download>)




PCB terminal block, nominal current: 13.5 A, nom. voltage: 320 V, pitch: 5.08 mm, number of positions: 2, connection method: Screw connection with tension sleeve, mounting: THR soldering, conductor/PCB connection direction: 0 °, color: black. This article can be soldered in the reflow furnace together with SMD components.

Your advantages

- ✓ Well-known connection principle allows worldwide use
- ✓ Low temperature rise, thanks to maximum contact force
- ✓ Allows connection of two conductors
- ✓ Extremely small design for the respective conductor cross section
- ✓ Designed for integration into the SMT soldering process
- ✓ The latching on the side enables various numbers of positions to be combined



Key Commercial Data

Packing unit	50 pc
GTIN	 4 017918 929268
GTIN	4017918929268

Technical data

Dimensions

Length [l]	8.1 mm
Pitch	5.08 mm
Dimension a	5.08 mm
Width [w]	10.16 mm
Height	10 mm
Height [h]	13.5 mm
Solder pin [P]	3.5 mm
Hole diameter	1.3 mm

General

Range of articles	MKDSN 1,5/..-HT
-------------------	-----------------

PCB terminal block - MKDSN 1,5/ 2-5,08 HT BK - 1985865

Technical data

General

Insulating material group	IIIa
Rated surge voltage (III/3)	4 kV
Rated surge voltage (III/2)	4 kV
Rated surge voltage (II/2)	4 kV
Rated voltage (III/3)	200 V
Rated voltage (III/2)	320 V
Rated voltage (II/2)	320 V
Connection in acc. with standard	EN-VDE
Nominal current I_N	13.5 A
Nominal cross section	1.5 mm ²
Maximum load current	13.5 A
Insulating material	PA
Flammability rating according to UL 94	V0
Internal cylindrical gage	A1
Stripping length	6 mm
Number of positions	2
Screw thread	M3
Tightening torque, min	0.5 Nm
Tightening torque max	0.6 Nm

Connection data

Conductor cross section solid min.	0.14 mm ²
Conductor cross section solid max.	1.5 mm ²
Conductor cross section flexible min.	0.14 mm ²
Conductor cross section flexible max.	1.5 mm ²
Conductor cross section flexible, with ferrule without plastic sleeve min.	0.25 mm ²
Conductor cross section flexible, with ferrule without plastic sleeve max.	1 mm ²
Conductor cross section flexible, with ferrule with plastic sleeve min.	0.25 mm ²
Conductor cross section flexible, with ferrule with plastic sleeve max.	1.5 mm ²
Conductor cross section AWG min.	26
Conductor cross section AWG max.	16
2 conductors with same cross section, solid min.	0.14 mm ²
2 conductors with same cross section, solid max.	0.75 mm ²
2 conductors with same cross section, stranded min.	0.14 mm ²
2 conductors with same cross section, stranded max.	0.75 mm ²
2 conductors with same cross section, stranded, ferrules without plastic sleeve, min.	0.25 mm ²
2 conductors with same cross section, stranded, ferrules without plastic sleeve, max.	0.5 mm ²
2 conductors with same cross section, stranded, TWIN ferrules with plastic sleeve, min.	0.5 mm ²

PCB terminal block - MKDSN 1,5/ 2-5,08 HT BK - 1985865

Technical data

Connection data

2 conductors with same cross section, stranded, TWIN ferrules with plastic sleeve, max.	0.75 mm ²
---	----------------------

Standards and Regulations

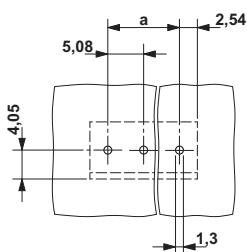
Connection in acc. with standard	EN-VDE
	CUL
Flammability rating according to UL 94	V0

Environmental Product Compliance

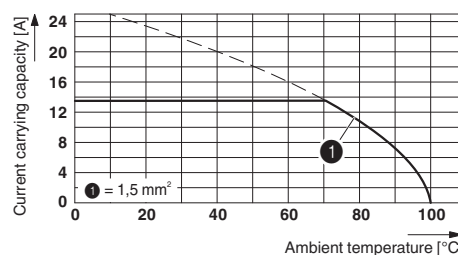
REACH SVHC	Lead 7439-92-1
China RoHS	Environmentally Friendly Use Period = 50
	For details about hazardous substances go to tab "Downloads", Category "Manufacturer's declaration"

Drawings

Drilling diagram

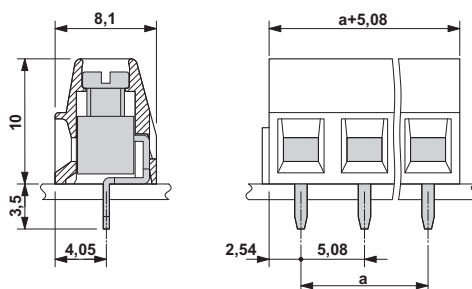


Diagram



Type: MKDSN 1,5/5
 Test following DIN EN 60512-5-2:2003-01
 Reduction factor = 1
 No. of pos.:5

Dimensional drawing



Approvals

Approvals

PCB terminal block - MKDSN 1,5/ 2-5,08 HT BK - 1985865

Approvals


Approvals


DNV GL / IECCE CB Scheme / SEV / EAC / cULus Recognized


Ex Approvals


Approval details

DNV GL	http://exchange.dnv.com/tari/	TAE00001EV
--------	---	------------

IECEE CB Scheme		http://www.iecee.org/	CH-8225
Nominal voltage UN	250 V		
Nominal current IN	13.5 A		
mm ² /AWG/kcmil	1.5		

SEV		https://www.electrosuisse.ch/de/meta/shop/produktezertifikate.html	IK-3542-M1
Nominal voltage UN	250 V		
Nominal current IN	13.5 A		
mm ² /AWG/kcmil	1.5		

EAC		B.01742	
-----	---	---------	--

cULus Recognized		http://database.ul.com/cgi-bin/XYV/template/LISEXT/1FRAME/index.htm	E60425-19770427
	D	B	
Nominal voltage UN	300 V	300 V	
Nominal current IN	10 A	10 A	
mm ² /AWG/kcmil	30-14	30-14	

Phoenix Contact 2018 © - all rights reserved
<http://www.phoenixcontact.com>

PHOENIX CONTACT GmbH & Co. KG
Flachmarktstr. 8
32825 Blomberg
Germany
Tel. +49 5235 300
Fax +49 5235 3 41200
<http://www.phoenixcontact.com>

X-ON Electronics

Largest Supplier of Electrical and Electronic Components

Click to view similar products for [Fixed Terminal Blocks](#) category:

Click to view products by [Phoenix Contact](#) manufacturer:

Other Similar products are found below :

[MBE-1512](#) [MBE-154](#) [MBE-156](#) [MBES-153](#) [MBES-156](#) [MH-2512](#) [MHE-132](#) [MHE-163](#) [MI-254 \(35\)](#) [MI-272](#) [880507](#) [MPT-275](#)
[15602-04-08-21](#) [BA311TU](#) [BA411SU](#) [MV-152](#) [MV-252-D](#) [MV-253/NCNOC](#) [MV-254-D](#) [MV-255](#) [MV-462](#) [MV-493](#) [MVE-252](#) [MVE-253](#)
[MVE-273](#) [MVEB-153](#) [1700096](#) [1705142](#) [1712417](#) [1713020](#) [1713088](#) [1745195](#) [1760594](#) [1776118-2](#) [1790852](#) [1-796689-8](#) [1-796692-6](#)
[1800001](#) [1800114](#) [1995279](#) [20020314-C121B01LF](#) [CB2-12](#) [KP03215000J0G](#) [KP04215000J0G](#) [S451](#) [282802-2](#) [29.007](#) [29.116](#) [30.103](#)
[30.106](#)