

Feed-through header - GMSTBO 2,5 HV/ 2-GR-7,25 THR - 2199760


Please be informed that the data shown in this PDF Document is generated from our Online Catalog. Please find the complete data in the user's documentation. Our General Terms of Use for Downloads are valid (<http://phoenixcontact.com/download>)




PCB headers, nominal current: 16 A, rated voltage (III/2): 630 V, nominal cross section: 2.5 mm², number of positions: 2, pitch: 7.25 mm, color: black, mounting: THR soldering, pin layout: Linear pinning, solder pin [P]: 2.1 mm, Product with pin output on right side

Your advantages

- 2 and 3 positions suitable for 17.5/35 mm and 22.5/45 mm housing width
- Suitable for ME/ME MAX electronics housing
- Orthogonal screw/plug-in connection
- Delivery form: box packaging in bulk or tape-on-reel packing for automated mounting
- 7.25 mm pitch for unlimited 600 V UL approval
- THR solderable
- Suitable for reflow soldering processes



Key Commercial Data

Packing unit	50 pc
Minimum order quantity	50 pc
GTIN	 4 046356 495325
GTIN	4046356495325

Technical data

Item properties

Brief article description	Feed-through header
Type of contact	Male connector
Range of articles	GMSTBO 2,5 HV
Pitch	7.25 mm
Number of positions	2
Mounting type	THR soldering
Pin layout	Linear pinning
Locking	without

Feed-through header - GMSTBO 2,5 HV/ 2-GR-7,25 THR - 2199760

Technical data

Item properties

Number of levels	1
Number of connections	2
Number of potentials	2

Electrical parameters

Nominal current	16 A
Nom. voltage	400 V
Rated voltage	400 V
Rated voltage (III/2)	630 V
Rated voltage (II/2)	630 V
Rated surge voltage (III/3)	6 kV
Rated surge voltage (III/2)	6 kV
Rated surge voltage (II/2)	6 kV

Material data - contact

Contact material	Cu alloy
Surface characteristics	Tin-plated

Material data - housing

Housing color	black (9005)
Insulating material	LCP
Insulating material group	IIIa
CTI according to IEC 60112	175
Flammability rating according to UL 94	V0

Dimensions for the product

Length [l]	15.65 mm
Width [w]	14.95 mm
Height [h]	16.84 mm
Pitch	7.25 mm
Solder pin [P]	2.1 mm
Pin spacing	7.25 mm
Pin dimensions	1 x 1 mm

Dimensions for PCB design

Hole diameter	1.5 mm
Pin spacing	7.25 mm

Packaging information

Pieces per package	50
Denomination packing units	Pcs.

Ambient conditions

Ambient temperature (storage/transport)	-40 °C ... 70 °C
Ambient temperature (assembly)	-5 °C ... 100 °C

Feed-through header - GMSTBO 2,5 HV/ 2-GR-7,25 THR - 2199760

Technical data

Ambient conditions

Ambient temperature (operation)	-40 °C ... 100 °C (dependent on the derating curve)
---------------------------------	---

Termination and connection method

Test for conductor damage and slackening	IEC 60999-1:1999-11
	Test passed

Pull-out test

Pull-out test	IEC 60999-1:1999-11
Conductor cross section / conductor type / tensile force	0.2 mm ² / solid / > 10 N
	0.2 mm ² / flexible / > 10 N
	4 mm ² / solid / > 60 N
	2.5 mm ² / flexible / > 50 N

Mechanical tests according to standard

Test specification	IEC 61984
Visual inspection	IEC 60512-1-1:2002-02
Dimension check	IEC 60512-1-2:2002-02
Resistance of inscriptions	IEC 60068-2-70:1995-12
Insertion and withdrawal force	IEC 60512-13-2:2006-02
No. of cycles	25
Insertion strength per pos. approx.	5 N
Withdraw strength per pos. approx.	3.5 N
Polarization and coding	IEC 60512-13-5:2006-02
Contact holder in insert	IEC 60512-15-1:2008-05
Test force per pos.	20 N

Current carrying capacity / derating curves

Specification	IEC 61984:2008-10
Reduction factor	0.8
Note	Representation based on IEC 60512-5-2:2002-02
	For number of positions, see diagram

Mechanical tests (A)

Test specification	IEC 61984
Insertion strength per pos. approx.	5 N
Withdraw strength per pos. approx.	3.5 N
Polarization when inserted requirement >20 N	Test passed
Contact holder in insert requirements >20 N	Test passed

Durability tests (B)

Specification	IEC 60512-9-1:2010-03
Contact resistance R ₁	1.3 mΩ
Insertion/withdrawal cycles	25
Contact resistance R ₂	1.5 mΩ

Feed-through header - GMSTBO 2,5 HV/ 2-GR-7,25 THR - 2199760

Technical data

Durability tests (B)

Impulse withstand voltage at sea level	7.3 kV
Power-frequency withstand voltage	3.31 kV
Insulation resistance, neighboring positions	> 10 TΩ

Thermal tests (C)

Specification	IEC 60512-5-1:2002-02
Number of positions	3
Conductor cross section	2.5 mm ²
Test current	16 A DC
Upper limiting temperature requirements <100 °C	Test passed

Climatic tests (D)

Specification	ISO 6988:1985-02
Cold stress	-40 °C/2 h
Thermal stress	100 °C/168 h
Corrosive stress	0.2 dm ³ SO ₂ on 300 dm ³ /40 °C/1 cycle
Impulse withstand voltage at sea level	4.8 kV
Power-frequency withstand voltage	3.31 kV

Environmental and durability tests (E)

Specification	IEC 61984:2008-10
Result, degree of protection, IP code	Finger safety with IP20 test finger

Standards and Regulations

Connection in acc. with standard	EN-VDE
	CUL
Flammability rating according to UL 94	V0

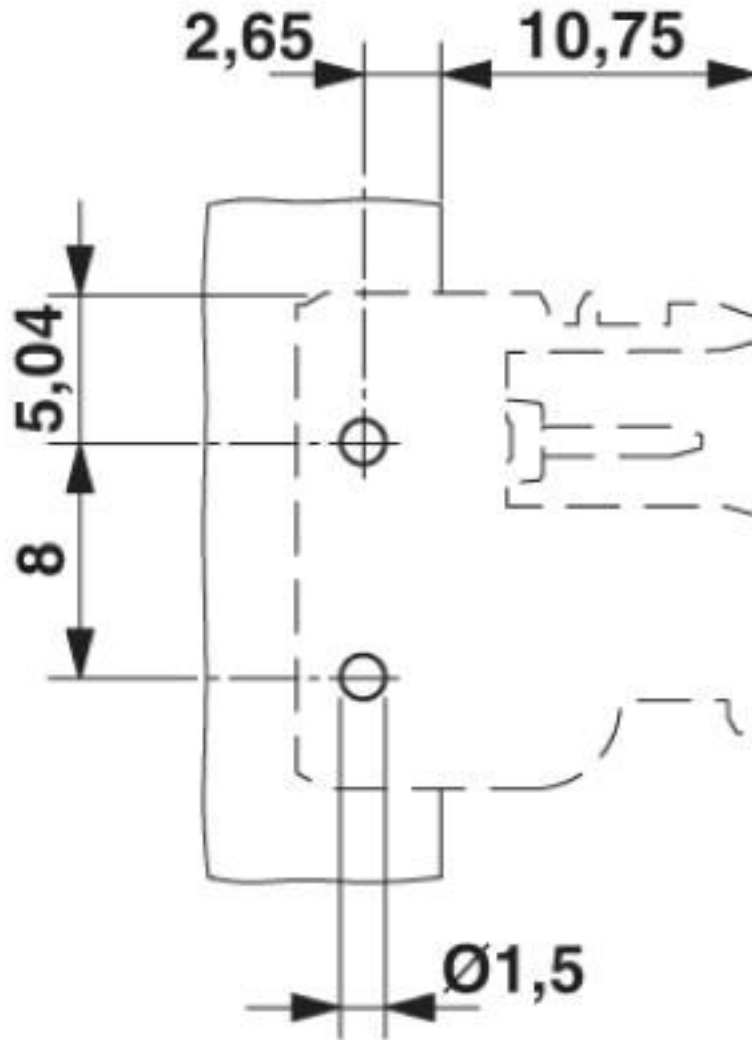
Environmental Product Compliance

China RoHS	Environmentally friendly use period: unlimited = EFUP-e
	No hazardous substances above threshold values

Drawings

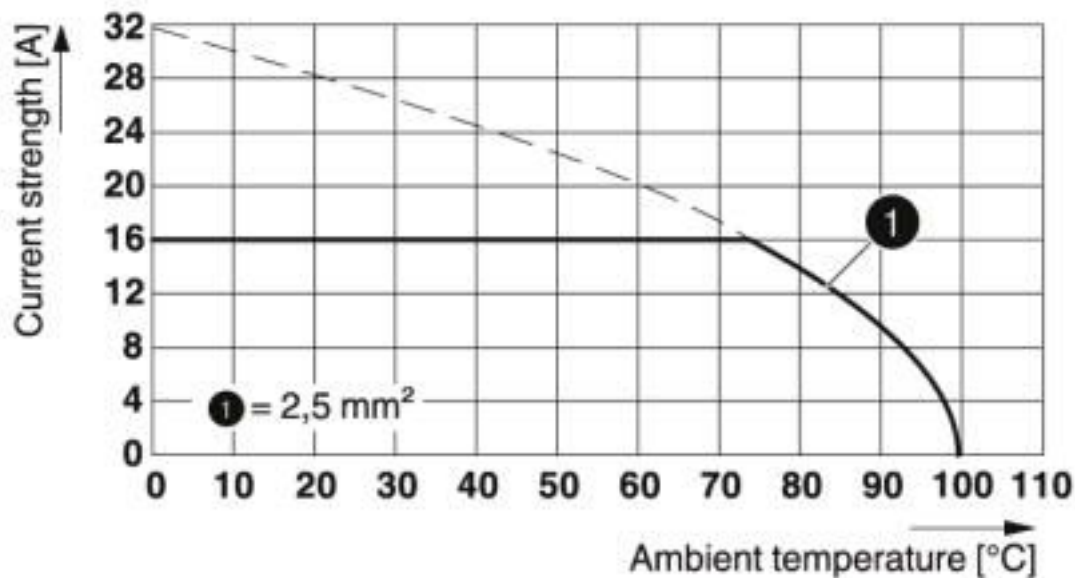
Feed-through header - GMSTBO 2,5 HV/ 2-GR-7,25 THR - 2199760

Drilling diagram



Feed-through header - GMSTBO 2,5 HV/ 2-GR-7,25 THR - 2199760

Diagram



Type: GMSTBT 2,5 HV/...-ST-7,25 GY7035 with GMSTBO 2,5 HV/...-GR(L)-7,25 THR

Classifications

eCl@ss

eCl@ss 10.0.1	27440402
eCl@ss 4.0	27260700
eCl@ss 4.1	27260700
eCl@ss 5.0	27260700
eCl@ss 5.1	27260700
eCl@ss 6.0	27260700
eCl@ss 7.0	27440402
eCl@ss 8.0	27440402
eCl@ss 9.0	27440402

ETIM

ETIM 3.0	EC001121
ETIM 4.0	EC002637
ETIM 5.0	EC002637
ETIM 6.0	EC002637
ETIM 7.0	EC002637

UNSPSC

UNSPSC 6.01	31261501
UNSPSC 7.0901	31261501
UNSPSC 11	31261501
UNSPSC 12.01	31261501

Feed-through header - GMSTBO 2,5 HV/ 2-GR-7,25 THR - 2199760

Classifications

UNSPSC

UNSPSC 13.2	39121409
UNSPSC 18.0	39121409
UNSPSC 19.0	39121409
UNSPSC 20.0	39121409
UNSPSC 21.0	39121409

Approvals

Approvals


Approvals


CCA / IEC EE CB Scheme / VDE Gutachten mit Fertigungsüberwachung / EAC / cULus Recognized

Ex Approvals

Approval details

CCA	CCA/DE1 34305/A1
Nominal voltage UN	630 V
Nominal current IN	16 A

IECEE CB Scheme		http://www.iecee.org/	DE1-52506/A1
Nominal voltage UN	630 V		
Nominal current IN	16 A		

VDE Gutachten mit Fertigungsüberwachung		http://www2.vde.com/de/Institut/Online-Service/VDE-gepruefteProdukte/Seiten/Online-Suche.aspx	40037875
Nominal voltage UN	630 V		
Nominal current IN	16 A		

EAC		B.01687
-----	---	---------

Feed-through header - GMSTBO 2,5 HV/ 2-GR-7,25 THR - 2199760

Approvals

cULus Recognized		http://database.ul.com/cgi-bin/XYV/template/LISEXT/1FRAME/index.htm	E60425-19931013
	B	C	D
Nominal voltage UN	300 V	150 V	300 V
Nominal current IN	16 A	16 A	10 A

Accessories

Necessary add-on products

Printed-circuit board connector - GMSTBT 2,5 HV/2-ST-7,25 GY7035 - 2199757



PCB connector, number of positions: 2, pitch: 7.25 mm, color: light gray, contact surface: Tin

Phoenix Contact 2020 © - all rights reserved
<http://www.phoenixcontact.com>

PHOENIX CONTACT GmbH & Co. KG
Flachsmarktstr. 8
32825 Blomberg
Germany
Tel. +49 5235 300
Fax +49 5235 3 41200
<http://www.phoenixcontact.com>

X-ON Electronics

Largest Supplier of Electrical and Electronic Components

Click to view similar products for [Pluggable Terminal Blocks](#) category:

Click to view products by [Phoenix Contact](#) manufacturer:

Other Similar products are found below :

[57.510.0053](#) [MC 1.5/ 6-ST-3.5 GY AU](#) [734-104](#) [734-302](#) [8-141-P](#) [8426620000](#) [860505](#) [860810](#) [GBPACX-12](#) [93.731.4953.0](#) [PV05-5,08-K](#)
[PVP02-5,00](#) [PVP03-3,50](#) [PVP04-3,50](#) [PVS02-5,00](#) [1-1986160-3](#) [1377680000](#) [1531000000](#) [1546228-5](#) [ELFH16150](#) [ELFP03110](#)
[ELFP10210](#) [ELFT06250](#) [ELVP03100](#) [1700101](#) [1700410](#) [1700425](#) [1702246](#) [1705229](#) [1710175](#) [1714537](#) [1717806](#) [1719600](#) [1728941](#)
[1734692](#) [1734795](#) [1736036](#) [1740194](#) [1740291](#) [1740628](#) [1740990](#) [1746952](#) [1750207](#) [1752441](#) [1752865](#) [1754115](#) [1754144](#) [1756913](#)
[1760051](#) [1760336](#)