

## Cable - FLK 14/16/EZ-DR/ 300/S7 - 2293860

Please be informed that the data shown in this PDF Document is generated from our Online Catalog. Please find the complete data in the user's documentation. Our General Terms of Use for Downloads are valid (<http://phoenixcontact.com/download>)



Round cable set; controller: SIMATIC® TOP connect; connection 1: IDC/FLK socket strip (1x 16-position); connection 2: IDC/FLK socket strip (1x 14-position); cable length: 3 m

RoHS

### Key Commercial Data

Packing unit	1 pc
GTIN	
GTIN	4017918125554

### Technical data

#### Ambient conditions

Ambient temperature (operation)	-40 °C ... 70 °C (fixed installation)
	-10 °C ... 70 °C (flexible installation)
Ambient temperature (storage/transport)	-40 °C ... 80 °C
Maximum altitude	≤ 2000 m
Degree of protection	IP00
	≥ IP54 (Installation location)

#### General

Max. permissible operating voltage	25 V AC
	60 V DC
Max. current carrying capacity per path	1 A (50 °C)
	0.6 A (70 °C)
Length of cable	3 m
External cable diameter	6.4 mm ±0.4 mm
Single wire, cross section	0.14 mm <sup>2</sup>
Single wire, cross section [AWG]	26
Single wire, number of litz wires	7
Single wire, material	Cu tin-plated

# Cable - FLK 14/16/EZ-DR/ 300/S7 - 2293860

## Technical data

### General

Wire diameter incl. insulation	1 mm ±0.03 mm
Smallest bending radius, fixed installation	55 mm
Smallest bending radius, movable installation	104 mm
Bending cycles	5000 (at a radius of ≥ 15x outside diameter)
Cable, preassembly	Insulation displacement, IEC 60352-4/DIN EN 60352-4
Shielding	no
Cable insulation resistance	≥ 20 MΩ/km (20 °C)
Cable resistance	≤ 145 Ω/km (20 °C)
Outer sheath, material	Semi-rigid PVC
External sheath, color	gray
Nominal operating mode	100% operating factor

### Connection data

Connection name	Field level
Connection in acc. with standard	IEC 60603-13
Connection method	IDC/FLK socket strip
Number of connections	1
Number of positions	14
Insertion/withdrawal cycles	> 50
Pitch	2.54 mm

### Connection data 2

Connection name	Controller level
Connection in acc. with standard	IEC 60603-13
Connection method	IDC/FLK socket strip
Number of connections	1
Number of positions	16
Insertion/withdrawal cycles	> 50
Pitch	2.54 mm

### Standards and Regulations

Flame resistance	UL VW-1
	CSA FT-1
	IEC 60332-1-2
	VDE 0842, Part 332-1-2
	IEC 60332-3-22
Resistance to oil	against occasional splashes
Gasoline resistance	against occasional splashes
Connection in acc. with standard	CUL
Designation	Air clearances and creepage distances
Standards/regulations	DIN EN 50178
Rated insulation voltage	63 V

## Cable - FLK 14/16/EZ-DR/ 300/S7 - 2293860

### Technical data

#### Standards and Regulations

Rated surge voltage	0.6 kV
Insulation	Functional insulation
Pollution degree	2
Overvoltage category	II

#### Supported controller

Controller	SIEMENS TOP connect
------------	---------------------

#### Color code

Connector 1 = connector 2 (optional) = wire color	IDC/FLK16 (1) = IDC/FLK14 (10) = white
	IDC/FLK16 (2) = IDC/FLK14 (8) = violet
	IDC/FLK16 (3) = IDC/FLK14 (12) = white-brown
	IDC/FLK16 (4) = IDC/FLK14 (7) = blue
	IDC/FLK16 (5) = IDC/FLK14 (14) = white-orange
	IDC/FLK16 (6) = IDC/FLK14 (6) = green
	IDC/FLK16 (7) =
	IDC/FLK16 (8) = IDC/FLK14 (5) = yellow
	IDC/FLK16 (9) = IDC/FLK14 (9) = gray
	IDC/FLK16 (10) = IDC/FLK14 (4) = orange
	IDC/FLK16 (11) = IDC/FLK14 (11) = white-black
	IDC/FLK16 (12) = IDC/FLK14 (3) = red
	IDC/FLK16 (13) = IDC/FLK14 (13) = white-red
	IDC/FLK16 (14) = IDC/FLK14 (2) = brown
	IDC/FLK16 (15) =
	IDC/FLK16 (16) = IDC/FLK14 (1) = black

#### Environmental Product Compliance

China RoHS	Environmentally Friendly Use Period = 50 years
	For details about hazardous substances go to tab "Downloads", Category "Manufacturer's declaration"

### Drawings

## Cable - FLK 14/16/EZ-DR/ 300/S7 - 2293860

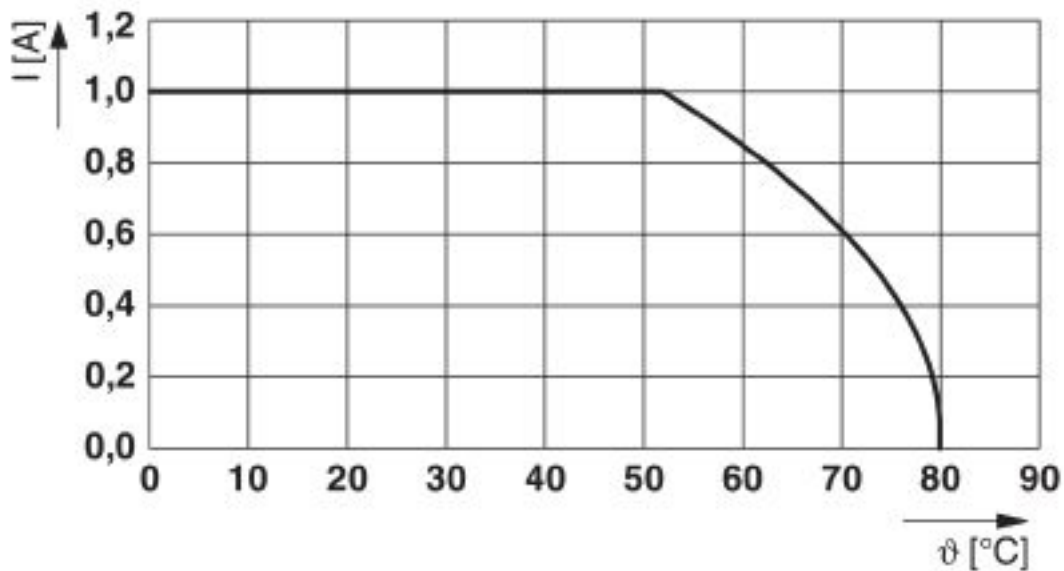
Connection diagram

<b>14-pos. Socket strip PIN</b>	<b>16-pos. Socket strip PIN</b>	<b>Wire color</b>
1	16	Black
2	14	Brown
3	12	Red
4	10	Orange
5	8	Yellow
6	6	Green
7	4	Blue
8	2	Violet
9	9	Gray
10	1	White
11	11	White-black
12	3	White-brown
13	13	White-red
14	5	White-orange
	7	-
	15	-

Pin assignment and color code

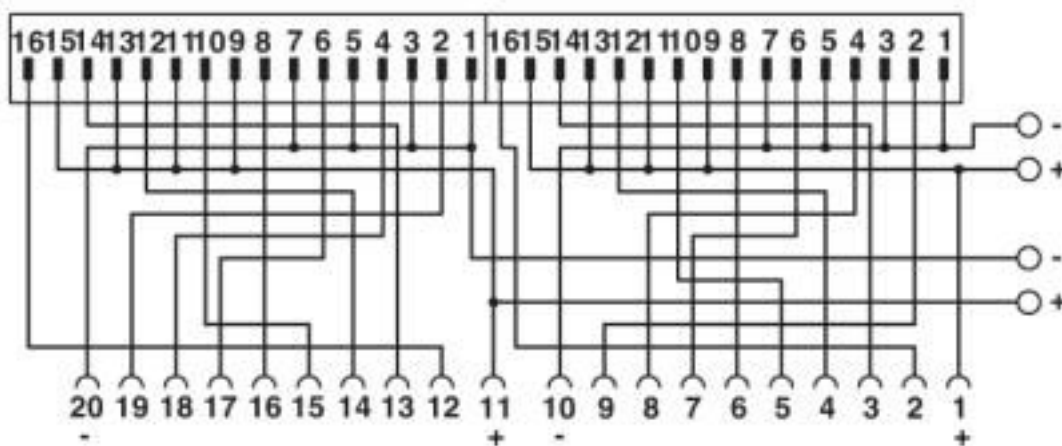
# Cable - FLK 14/16/EZ-DR/ 300/S7 - 2293860

Diagram



Maximum permissible current per path in uncoiled state

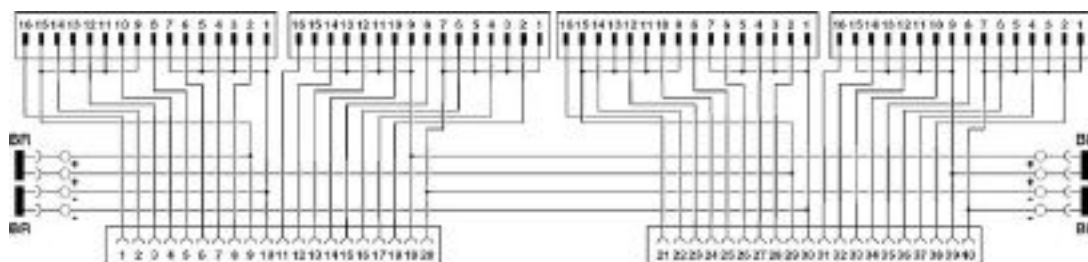
Circuit diagram



Pin assignment Siemens S7 front connector modules 6ES7 921-3...

# Cable - FLK 14/16/EZ-DR/ 300/S7 - 2293860

Circuit diagram



Pin assignment of digital Siemens S7 front plug-in modules 6ES7 921-5AB20-0AA0 or 6ES7 921-5AH20-0AA0

## Classifications

### eCl@ss

eCl@ss 10.0.1	27242220
eCl@ss 4.0	27060300
eCl@ss 4.1	27060300
eCl@ss 5.0	27242200
eCl@ss 5.1	27242200
eCl@ss 6.0	27249200
eCl@ss 7.0	27249205
eCl@ss 8.0	27249205
eCl@ss 9.0	27242220

### ETIM

ETIM 2.0	EC000237
ETIM 3.0	EC000237
ETIM 4.0	EC000237
ETIM 5.0	EC000237
ETIM 6.0	EC000237
ETIM 7.0	EC000237

### UNSPSC

UNSPSC 6.01	26121620
UNSPSC 7.0901	26121620
UNSPSC 11	26121620
UNSPSC 12.01	26121620
UNSPSC 13.2	26121620
UNSPSC 18.0	26121620
UNSPSC 19.0	26121620
UNSPSC 20.0	26121620
UNSPSC 21.0	26121620

# Cable - FLK 14/16/EZ-DR/ 300/S7 - 2293860

## Approvals

### Approvals

---

#### Approvals


UL Listed / cUL Listed / EAC / cULus Listed


---


#### Ex Approvals


---

### Approval details

UL Listed		<a href="http://database.ul.com/cgi-bin/XYV/template/LISEXT/1FRAME/index.htm">http://database.ul.com/cgi-bin/XYV/template/LISEXT/1FRAME/index.htm</a>	FILE E 238705
Nominal voltage UN		125 V	
Nominal current IN		1 A	

cUL Listed		<a href="http://database.ul.com/cgi-bin/XYV/template/LISEXT/1FRAME/index.htm">http://database.ul.com/cgi-bin/XYV/template/LISEXT/1FRAME/index.htm</a>	FILE E 238705
Nominal voltage UN		125 V	
Nominal current IN		1 A	

EAC			RU* DE.HB*35.B00385
-----	---	--	------------------------

cULus Listed			
--------------	---	--	--

Phoenix Contact 2020 © - all rights reserved  
<http://www.phoenixcontact.com>

PHOENIX CONTACT GmbH & Co. KG  
Flachsmarktstr. 8  
32825 Blomberg  
Germany  
Tel. +49 5235 300  
Fax +49 5235 3 41200  
<http://www.phoenixcontact.com>

## X-ON Electronics

Largest Supplier of Electrical and Electronic Components

*Click to view similar products for [Specialised Cables](#) category:*

*Click to view products by [Phoenix Contact](#) manufacturer:*

Other Similar products are found below :

[603PT6](#) [603SS6L](#) [604PT6](#) [604SS6](#) [706000D02F200](#) [910640](#) [1200740077](#) [1200740114](#) [AC172](#) [ACL-SSI-4](#) [R88ACAKA0015SRE](#)  
[R88ACAWL005SDE](#) [R88ACRGD0R3C](#) [1300150047](#) [1300660036](#) [1302262116](#) [1300150149](#) [1300220020](#) [1300220104](#) [1300220119](#)  
[1301240492](#) [1301810221](#) [1365323-1](#) [1613055](#) [176P12](#) [1971465-2](#) [20240400003](#) [20240400013](#) [2085828-1](#) [20886510030](#) [2-22733-8](#) [22733-](#)  
[8](#) [CB-5PSBC-RS](#) [CB-704EC-RS](#) [CB-BATACC-RS](#) [CB-JST3PSW-RS](#) [CB-M12COM-R10](#) [25AC84](#) [25AK84X](#) [25AU25](#) [25FN82](#) [3011-03](#)  
[AC118](#) [ACL-HHS-1M\(CAT5E\)](#) [SSL009PC2DC012N](#) [FC2A-KC6C](#) [2085828-2](#) [20886510150](#) [CCS-FCB-5](#) [CCSFCBF2](#)