

Cable - FLK 50/2FLK20/EZ-DR/ 50/DV - 2304872

Please be informed that the data shown in this PDF Document is generated from our Online Catalog. Please find the complete data in the user's documentation. Our General Terms of Use for Downloads are valid (<http://phoenixcontact.com/download>)




Round cable set; controller: Emerson Delta V; connection 1: IDC/FLK socket strip (2x 20-position); connection 2: IDC/FLK socket strip (1x 50-position); cable length: 0.5 m

Your advantages

- ✓ The DeltaV system can be used to install the process wiring via "mass termination blocks" (MTBs) using flat-ribbon cable plugs

Key Commercial Data

| | |
|--------------|---|
| Packing unit | 1 pc |
| GTIN |  4 046356 011693 |
| GTIN | 4046356011693 |

Technical data

Ambient conditions

| | |
|---|--|
| Ambient temperature (operation) | -40 °C ... 70 °C (fixed installation) |
| | -10 °C ... 70 °C (flexible installation) |
| Ambient temperature (storage/transport) | -40 °C ... 80 °C |
| Maximum altitude | ≤ 2000 m |
| Degree of protection | IP00 |
| | ≥ IP54 (Installation location) |

General

| | |
|---|----------------------|
| Max. permissible operating voltage | 25 V AC |
| | 60 V DC |
| Max. current carrying capacity per path | 1 A (50 °C) |
| | 0.6 A (70 °C) |
| Length of cable | 0.5 m |
| External cable diameter | 9.9 mm ±0.4 mm |
| Single wire, cross section | 0.14 mm ² |
| Single wire, cross section [AWG] | 26 |

Cable - FLK 50/2FLK20/EZ-DR/ 50/DV - 2304872

Technical data

General

| | |
|---|---|
| Single wire, number of litz wires | 7 |
| Single wire, material | Cu tin-plated |
| Wire diameter incl. insulation | 1 mm ±0.03 mm |
| Smallest bending radius, fixed installation | 82 mm |
| Smallest bending radius, movable installation | 155 mm |
| Bending cycles | 5000 (at a radius of ≥ 15x outside diameter) |
| Cable, preassembly | Insulation displacement, IEC 60352-4/DIN EN 60352-4 |
| Shielding | no |
| Cable insulation resistance | ≥ 20 MΩ/km (20 °C) |
| Cable resistance | ≤ 145 Ω/km (20 °C) |
| Outer sheath, material | Semi-rigid PVC |
| External sheath, color | gray |
| Nominal operating mode | 100% operating factor |

Connection data

| | |
|----------------------------------|----------------------|
| Connection name | Field level |
| Connection in acc. with standard | IEC 60603-13 |
| Connection method | IDC/FLK socket strip |
| Number of connections | 1 |
| Number of positions | 50 |
| Insertion/withdrawal cycles | > 50 |
| Pitch | 2.54 mm |

Connection data 2

| | |
|----------------------------------|----------------------|
| Connection name | Controller level |
| Connection in acc. with standard | IEC 60603-13 |
| Connection method | IDC/FLK socket strip |
| Number of connections | 2 |
| Number of positions | 20 |
| Insertion/withdrawal cycles | > 50 |
| Pitch | 2.54 mm |

Standards and Regulations

| | |
|-----------------------|---------------------------------------|
| Flame resistance | UL VW-1 |
| | CSA FT-1 |
| | IEC 60332-1-2 |
| | VDE 0842, Part 332-1-2 |
| | IEC 60332-3-22 |
| Resistance to oil | against occasional splashes |
| Gasoline resistance | against occasional splashes |
| Designation | Air clearances and creepage distances |
| Standards/regulations | DIN EN 50178 |

Cable - FLK 50/2FLK20/EZ-DR/ 50/DV - 2304872

Technical data

Standards and Regulations

| | |
|--------------------------|-----------------------|
| Rated insulation voltage | 63 V |
| Rated surge voltage | 0.6 kV |
| Insulation | Functional insulation |
| Pollution degree | 2 |
| Overvoltage category | II |

Supported controller

| | |
|---------------------|----------------|
| Controller | Emerson DeltaV |
| - suitable I/O card | VE4001S2T2B5 |
| | VE4002S1T2B6 |

Color code

| | |
|---|--|
| Connector 1 = connector 2 (optional) = wire color | IDC/FLK50 (3) = IDC/FLK20-1 (1) = black |
| | IDC/FLK50 (4) = IDC/FLK20-1 (2) = brown |
| | IDC/FLK50 (5) = IDC/FLK20-1 (3) = red |
| | IDC/FLK50 (6) = IDC/FLK20-1 (4) = orange |
| | IDC/FLK50 (7) = IDC/FLK20-1 (5) = yellow |
| | IDC/FLK50 (8) = IDC/FLK20-1 (6) = green |
| | IDC/FLK50 (9) = IDC/FLK20-1 (7) = blue |
| | IDC/FLK50 (10) = IDC/FLK20-1 (8) = violet |
| | IDC/FLK50 (11) = IDC/FLK20-1 (18) = gray |
| | IDC/FLK50 (15) = IDC/FLK20-1 (9) = white |
| | IDC/FLK50 (16) = IDC/FLK20-1 (10) = white-black |
| | IDC/FLK50 (17) = IDC/FLK20-1 (11) = white-brown |
| | IDC/FLK50 (18) = IDC/FLK20-1 (12) = white-red |
| | IDC/FLK50 (19) = IDC/FLK20-1 (13) = white-orange |
| | IDC/FLK50 (20) = IDC/FLK20-1 (14) = white-yellow |
| | IDC/FLK50 (21) = IDC/FLK20-1 (15) = white-green |
| | IDC/FLK50 (22) = IDC/FLK20-1 (16) = white-blue |
| | IDC/FLK50 (23) = IDC/FLK20-1 (20) = white-violet |
| | IDC/FLK50 (27) = IDC/FLK20-2 (1) = white-gray |
| | IDC/FLK50 (28) = IDC/FLK20-2 (2) = brown-black |
| | IDC/FLK50 (29) = IDC/FLK20-2 (3) = brown-red |
| | IDC/FLK50 (30) = IDC/FLK20-2 (4) = brown-orange |
| | IDC/FLK50 (31) = IDC/FLK20-2 (5) = brown-yellow |
| | IDC/FLK50 (32) = IDC/FLK20-2 (6) = brown-green |
| | IDC/FLK50 (33) = IDC/FLK20-2 (7) = brown-blue |
| | IDC/FLK50 (34) = IDC/FLK20-2 (8) = brown-violet |
| | IDC/FLK50 (35) = IDC/FLK20-2 (18) = brown-gray |
| | IDC/FLK50 (39) = IDC/FLK20-2 (9) = brown-white |
| | IDC/FLK50 (40) = IDC/FLK20-2 (10) = green-black |
| | IDC/FLK50 (41) = IDC/FLK20-2 (11) = green-brown |

Cable - FLK 50/2FLK20/EZ-DR/ 50/DV - 2304872

Technical data

Color code

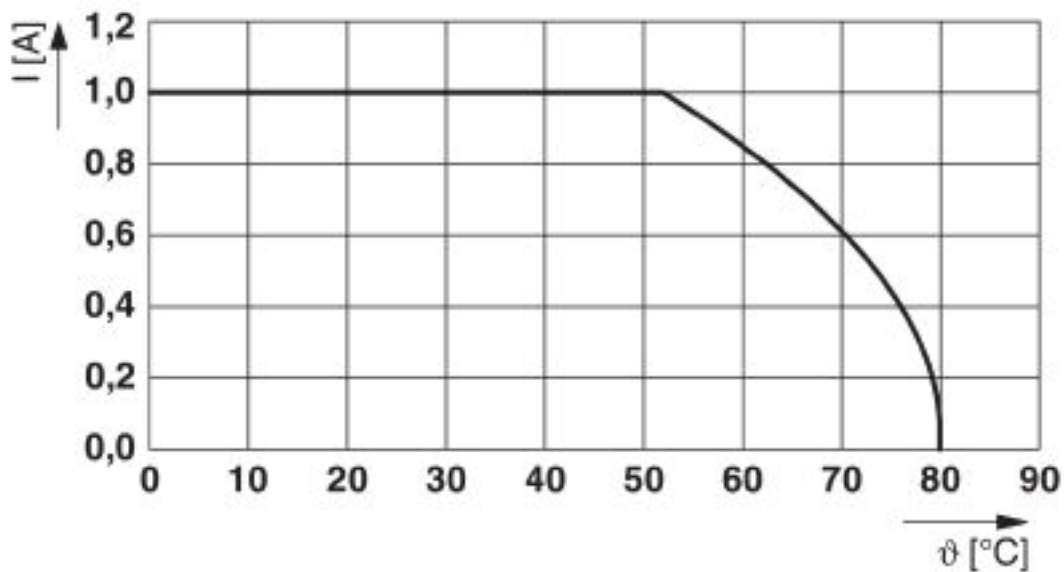
| | |
|--|--|
| | IDC/FLK50 (42) = IDC/FLK20-2 (12) = green-red |
| | IDC/FLK50 (43) = IDC/FLK20-2 (13) = green-orange |
| | IDC/FLK50 (44) = IDC/FLK20-2 (14) = green-blue |
| | IDC/FLK50 (45) = IDC/FLK20-2 (15) = green-violet |
| | IDC/FLK50 (46) = IDC/FLK20-2 (16) = green-gray |
| | IDC/FLK50 (47) = IDC/FLK20-2 (20) = green-white |

Environmental Product Compliance

| | |
|------------|---|
| China RoHS | Environmentally Friendly Use Period = 50 years |
| | For details about hazardous substances go to tab "Downloads", Category "Manufacturer's declaration" |

Drawings

Diagram



Maximum permissible current per path in uncoiled state

Classifications

eCl@ss

| | |
|---------------|----------|
| eCl@ss 10.0.1 | 27242220 |
| eCl@ss 4.0 | 27060300 |
| eCl@ss 4.1 | 27060300 |
| eCl@ss 5.0 | 27242200 |
| eCl@ss 5.1 | 27242200 |
| eCl@ss 6.0 | 27249200 |

Cable - FLK 50/2FLK20/EZ-DR/ 50/DV - 2304872

Classifications

eCl@ss

| | |
|------------|----------|
| eCl@ss 7.0 | 27249205 |
| eCl@ss 8.0 | 27249205 |
| eCl@ss 9.0 | 27242220 |

ETIM

| | |
|----------|----------|
| ETIM 2.0 | EC000237 |
| ETIM 3.0 | EC000237 |
| ETIM 4.0 | EC000237 |
| ETIM 5.0 | EC000237 |
| ETIM 6.0 | EC000237 |
| ETIM 7.0 | EC000237 |

UNSPSC

| | |
|---------------|----------|
| UNSPSC 6.01 | 26121620 |
| UNSPSC 7.0901 | 26121620 |
| UNSPSC 11 | 26121620 |
| UNSPSC 12.01 | 26121620 |
| UNSPSC 13.2 | 26121620 |
| UNSPSC 18.0 | 26121620 |
| UNSPSC 19.0 | 26121620 |
| UNSPSC 20.0 | 26121620 |
| UNSPSC 21.0 | 26121620 |

Approvals


Approvals

Approvals

UL Listed / cUL Listed / EAC / cULus Listed

Ex Approvals

Approval details

| | | | |
|--------------------|---|---|---------------|
| UL Listed |  | http://database.ul.com/cgi-bin/XYV/template/LISEXT/1FRAME/index.htm | FILE E 238705 |
| Nominal voltage UN | 125 V | | |
| Nominal current IN | 1 A | | |

Cable - FLK 50/2FLK20/EZ-DR/ 50/DV - 2304872

Approvals

| | | | |
|--------------------|--|---|---------------|
| cUL Listed | | http://database.ul.com/cgi-bin/XYV/template/LISEXT/1FRAME/index.htm | FILE E 238705 |
| Nominal voltage UN | | 125 V | |
| Nominal current IN | | 1 A | |

| | | |
|-----|--|-------------------------|
| EAC | | RU*- DE.HB*35.B00385 |
|-----|--|-------------------------|

| | |
|--------------|--|
| cULus Listed | |
|--------------|--|

Accessories

Accessories

Marker carrier cable

Cable marker carrier - KME - 0807083



Cable marker carrier, white, unlabeled, mounting type: Assembly with cable binders, cable diameter: > 5 mm, lettering field size: 20 mm x 8 mm

Phoenix Contact 2020 © - all rights reserved
<http://www.phoenixcontact.com>

PHOENIX CONTACT GmbH & Co. KG
Flachsmarktstr. 8
32825 Blomberg
Germany
Tel. +49 5235 300
Fax +49 5235 3 41200
<http://www.phoenixcontact.com>

X-ON Electronics

Largest Supplier of Electrical and Electronic Components

Click to view similar products for [Ribbon Cables / IDC Cables](#) category:

Click to view products by [Phoenix Contact](#) manufacturer:

Other Similar products are found below :

[FSK-12A](#) [AWG28-10G](#) [EHJ3C](#) [EHJ4C](#) [cab-LVDV-PWR-10-15](#) [FSP-25A](#) [3365/15 \(100FT\)](#) [cab-LVDV-DAT-34-15](#) [49635-C62-S2](#) [1-3636-600-5204](#) [92315-1408](#) [426171120-3](#) [3625/08 \(100M\)](#) [0044704](#) [2-1589735-3](#) [JSM015PP2DCC23N](#) [92301-0283](#) [ACL-eSSI-2](#) [92301-0718](#) [MMSDT-06-20-S-05.5-D-K-LDX](#) [IDD-04-G](#) [NM-2J2-051-PS1-JJAB](#) [1700/14SF \(100FT\)](#) [1700/26SF \(100FT\)](#) [1700/34SF \(100FT\)](#) [3801/09 \(100FT\)](#) [119-885](#) [DS1057-06A282R-30.5](#) [DS1057-09A282R-30.5](#) [DS1057-12A282R-30.5](#) [DS1057-14A282R-76.5](#) [DS1057-20A282R-76.5](#) [DS1057-30A282R-76.5](#) [DS1057-34A282R-76.5](#) [DS1057-40A282R-76.5](#) [DS1057-60A282R-76.5](#) [DS1057-64A282R-76.5](#) [DS1058-08M28-30.5](#) [DS1058-30M28-30.5](#) [3750/10 \(100FT\)](#) [0015712](#) [0015905](#) [S30109](#) [11203](#) [11223](#) [11243](#) [11262](#) [0037147](#) [0022512](#) [0022412](#)