

## Cable - CABLE-D25SUB/B/B/100/KONFEK/S - 2305473


Please be informed that the data shown in this PDF Document is generated from our Online Catalog. Please find the complete data in the user's documentation. Our General Terms of Use for Downloads are valid (<http://phoenixcontact.com/download>)



Assembled shielded round cable; connection 1: D-SUB socket strip (1x 25-position); connection 2: D-SUB socket strip (1x 25-position); cable length: 1 m



### Key Commercial Data

Packing unit	1 pc
GTIN	 4 046356 011839
GTIN	4046356011839

### Technical data

#### Ambient conditions

Ambient temperature (operation)	-40 °C ... 70 °C (fixed installation)
	-10 °C ... 70 °C (flexible installation)
Ambient temperature (storage/transport)	-40 °C ... 80 °C
Maximum altitude	≤ 2000 m
Degree of protection	IP20
	≥ IP54 (Installation location)

#### General

Max. permissible operating voltage	25 V AC
	60 V DC
Max. current carrying capacity per path	2 A (see to derating)
Length of cable	1 m
External cable diameter	9.8 mm ±0.5 mm
Single wire, cross section	0.25 mm <sup>2</sup>
Single wire, cross section [AWG]	24
Single wire, number of litz wires	14
Single wire, material	Cu uninsulated
Wire diameter incl. insulation	1.2 mm ±0.05 mm

# Cable - CABLE-D25SUB/B/B/100/KONFEK/S - 2305473

## Technical data

### General

Smallest bending radius, fixed installation	82 mm
Smallest bending radius, movable installation	155 mm
Bending cycles	5000 (at a radius of $\geq 15x$ outside diameter)
Shielding	yes
	Tinned copper-braided shield, approx. 85% covering
Cable insulation resistance	$\geq 20 \text{ M}\Omega/\text{km}$ (at 20 °C)
Cable resistance	$\leq 80 \text{ }\Omega/\text{km}$ (at 20 °C)
Outer sheath, material	Semi-rigid PVC
External sheath, color	gray
Nominal operating mode	100% operating factor

### Connection data

Connection name	Field level
Connection method	D-SUB socket strip
Number of connections	1
Number of positions	25
Torque	0.2 Nm
Insertion/withdrawal cycles	> 200

### Connection data 2

Connection name	Controller level
Connection method	D-SUB socket strip
Number of connections	1
Number of positions	25
Torque	0.2 Nm
Insertion/withdrawal cycles	> 200

### Standards and Regulations

Flame resistance	UL VW-1
	CSA FT-1
	IEC 60332-1-2
	VDE 0842, Part 332-1-2
	IEC 60332-3-22
Resistance to oil	against occasional splashes
Gasoline resistance	against occasional splashes
Connection in acc. with standard	CUL
Designation	Air clearances and creepage distances
Standards/regulations	DIN EN 50178
Rated insulation voltage	125 V
Rated surge voltage	1.2 kV
Insulation	Functional insulation
Pollution degree	2

# Cable - CABLE-D25SUB/B/B/100/KONFEK/S - 2305473

## Technical data

### Standards and Regulations

Overvoltage category	II
----------------------	----

### Supported controller

Controller	universal
------------	-----------

### Color code

Connector 1 = connector 2 (optional) = wire color	D-SUB25 (1) = D-SUB25 (1) = white
	D-SUB25 (2) = D-SUB25 (2) = brown
	D-SUB25 (3) = D-SUB25 (3) = green
	D-SUB25 (4) = D-SUB25 (4) = yellow
	D-SUB25 (5) = D-SUB25 (5) = gray
	D-SUB25 (6) = D-SUB25 (6) = pink
	D-SUB25 (7) = D-SUB25 (7) = blue
	D-SUB25 (8) = D-SUB25 (8) = red
	D-SUB25 (9) = D-SUB25 (9) = black
	D-SUB25 (10) = D-SUB25 (10) = violet
	D-SUB25 (11) = D-SUB25 (11) = gray-pink
	D-SUB25 (12) = D-SUB25 (12) = red-blue
	D-SUB25 (13) = D-SUB25 (13) = white-green
	D-SUB25 (14) = D-SUB25 (14) = brown-green
	D-SUB25 (15) = D-SUB25 (15) = white-yellow
	D-SUB25 (16) = D-SUB25 (16) = yellow-brown
	D-SUB25 (17) = D-SUB25 (17) = white-gray
	D-SUB25 (18) = D-SUB25 (18) = gray-brown
	D-SUB25 (19) = D-SUB25 (19) = white-pink
	D-SUB25 (20) = D-SUB25 (20) = pink-brown
	D-SUB25 (21) = D-SUB25 (21) = white-blue
	D-SUB25 (22) = D-SUB25 (22) = brown-blue
	D-SUB25 (23) = D-SUB25 (23) = white-red
	D-SUB25 (24) = D-SUB25 (24) = brown-red
	D-SUB25 (25) = D-SUB25 (25) = white-black

### Environmental Product Compliance

China RoHS	Environmentally Friendly Use Period = 50 years
	For details about hazardous substances go to tab "Downloads", Category "Manufacturer's declaration"

## Drawings

## Cable - CABLE-D25SUB/B/B/100/KONFEK/S - 2305473

Diagram



Maximum permissible current per path in uncoiled state

### Classifications

eCl@ss

eCl@ss 10.0.1	27242220
eCl@ss 4.0	27060300
eCl@ss 4.1	27060300
eCl@ss 5.0	27242200
eCl@ss 5.1	27242200
eCl@ss 6.0	27249200
eCl@ss 7.0	27249205
eCl@ss 8.0	27249205
eCl@ss 9.0	27242220

ETIM

ETIM 2.0	EC000237
ETIM 3.0	EC000237
ETIM 4.0	EC000237
ETIM 5.0	EC000237
ETIM 6.0	EC000237
ETIM 7.0	EC000237

UNSPSC

UNSPSC 6.01	26121620
UNSPSC 7.0901	26121620
UNSPSC 11	26121620

# Cable - CABLE-D25SUB/B/B/100/KONFEK/S - 2305473

## Classifications

### UNSPSC

UNSPSC 12.01	26121620
UNSPSC 13.2	26121620
UNSPSC 18.0	26121620
UNSPSC 19.0	26121620
UNSPSC 20.0	26121620
UNSPSC 21.0	26121620

## Approvals


### Approvals


#### Approvals


CSA / UL Recognized / cUL Recognized / EAC / cULus Recognized

#### Ex Approvals

### Approval details

CSA		<a href="http://www.csagroup.org/services-industries/product-listing/">http://www.csagroup.org/services-industries/product-listing/</a>	70002966
Nominal voltage UN		125 V	
Nominal current IN		1 A	

UL Recognized		<a href="http://database.ul.com/cgi-bin/XYV/template/LISEXT/1FRAME/index.htm">http://database.ul.com/cgi-bin/XYV/template/LISEXT/1FRAME/index.htm</a>	FILE E 238705
Nominal voltage UN		125 V	
Nominal current IN		2 A	

cUL Recognized		<a href="http://database.ul.com/cgi-bin/XYV/template/LISEXT/1FRAME/index.htm">http://database.ul.com/cgi-bin/XYV/template/LISEXT/1FRAME/index.htm</a>	FILE E 238705
Nominal voltage UN		125 V	
Nominal current IN		2 A	

## Cable - CABLE-D25SUB/B/B/100/KONFEK/S - 2305473

### Approvals

EAC		RU* DE.HB*35.B00385
-----	---	------------------------

cULus Recognized	
------------------	---

### Accessories

#### Accessories

#### Marker carrier cable

Cable marker carrier - KME - 0807083



Cable marker carrier, white, unlabeled, mounting type: Assembly with cable binders, cable diameter: > 5 mm, lettering field size: 20 mm x 8 mm

---

Phoenix Contact 2020 © - all rights reserved  
<http://www.phoenixcontact.com>

PHOENIX CONTACT GmbH & Co. KG  
Flachsmarktstr. 8  
32825 Blomberg  
Germany  
Tel. +49 5235 300  
Fax +49 5235 3 41200  
<http://www.phoenixcontact.com>

## X-ON Electronics

Largest Supplier of Electrical and Electronic Components

*Click to view similar products for [D-Sub Cables](#) category:*

*Click to view products by [Phoenix Contact](#) manufacturer:*

Other Similar products are found below :

[1200980218](#) [1200980067](#) [RB09P09P-006](#) [RB09P09P-012](#) [RB15P15P-006](#) [RB25P25P-006](#) [RB37P37P-024](#) [172-0906](#) [SHD15P15S-012](#)  
[SHD15P15S-036](#) [SHD15P15S-060](#) [ACL-10137-2MM](#) [RB09P09P-024](#) [319285-3](#) [RS422-OM2](#) [SHD26P26S-060](#) [SHD44P44S-036](#) [73-](#)  
[6210MM-6](#) [C200H-CN320-EU](#) [49725A 060S2](#) [73231-1321](#) [SDB-50AFFM-SL7A02](#) [49760A 060S2](#) [HDB-26AFFM-SL7A02](#) [30-9503P](#) [30-](#)  
[9522P](#) [73-6220MM-6](#) [1200980058](#) [1200980066](#) [1200980078](#) [1200980052](#) [1200980093](#) [1200980028](#) [1200980021](#) [1200980127](#) [SDB-](#)  
[09AFFM-SL7A02](#) [SDB-15AMMM-SL7A01](#) [BB-LDVYCBL](#) [83421-9286](#) [MLDM2L-21P-6K7-18B](#) [KSFD1](#) [MM-2J2-021-SS1-41WN](#) [HDB-](#)  
[78AMMM-SL7A05](#) [SDB-37AMMM-SL7A03](#) [SDB-15AFFM-SL7A05](#) [ACC-500-163-R](#) [172-1910](#) [2900907/21.4](#) [VS-25-DSUB-20-LI-2,0](#)  
[VS-25-DSUB-20-LI-5,0](#)