

## Cable - CABLE-FLK50/OE/0,14/ 400 - 2305884

Please be informed that the data shown in this PDF Document is generated from our Online Catalog. Please find the complete data in the user's documentation. Our General Terms of Use for Downloads are valid (<http://phoenixcontact.com/download>)




Round cable set; connection 1: Single wires (50-position) (The wires are marked and fitted with ferrules); connection 2: IDC/FLK socket strip (1x 50-position); cable length: 4 m

### Your advantages

- 20 and 50-pos.
- Connector according to IEC 60603-13
- Open end at one end
- 1:1 connection



### Key Commercial Data

Packing unit	1 pc
GTIN	 4 046356 039215
GTIN	4046356039215

### Technical data

#### Ambient conditions

Ambient temperature (operation)	-40 °C ... 70 °C (fixed installation)
	-10 °C ... 70 °C (flexible installation)
Ambient temperature (storage/transport)	-40 °C ... 80 °C
Maximum altitude	≤ 2000 m
Degree of protection	IP00
	≥ IP54 (Installation location)

#### General

Max. permissible operating voltage	25 V AC
	60 V DC
Max. current carrying capacity per path	1 A (50 °C)
	0.6 A (70 °C)
Length of cable	4 m

# Cable - CABLE-FLK50/OE/0,14/ 400 - 2305884

## Technical data

### General

External cable diameter	10.3 mm ±0.4 mm
Single wire, cross section	0.14 mm <sup>2</sup>
Single wire, cross section [AWG]	26
Single wire, number of litz wires	7
Single wire, material	Cu tin-plated
Wire diameter incl. insulation	1 mm ±0.03 mm
Smallest bending radius, fixed installation	86 mm
Smallest bending radius, movable installation	161 mm
Bending cycles	5000 (at a radius of ≥ 15x outside diameter)
Cable, preassembly	Insulation displacement, IEC 60352-4/DIN EN 60352-4
Shielding	no
Cable insulation resistance	≥ 20 MΩ/km (20 °C)
Cable resistance	≤ 145 Ω/km (20 °C)
Outer sheath, material	Semi-rigid PVC
External sheath, color	gray
Nominal operating mode	100% operating factor

### Connection data

Connection name	Field level
Connection in acc. with standard	IEC 60603-13
Connection method	IDC/FLK socket strip
Number of connections	1
Number of positions	50
Insertion/withdrawal cycles	> 50
Pitch	2.54 mm

### Connection data 2

Connection name	Controller level
Connection method	Single wires
Number of positions	50
Note	The wires are marked and fitted with ferrules

### Standards and Regulations

Flame resistance	UL VW-1
	CSA FT-1
	IEC 60332-1-2
	VDE 0842, Part 332-1-2
	IEC 60332-3-22
Resistance to oil	against occasional splashes
Gasoline resistance	against occasional splashes
Connection in acc. with standard	CUL
Designation	Air clearances and creepage distances

# Cable - CABLE-FLK50/OE/0,14/ 400 - 2305884

## Technical data

### Standards and Regulations

Standards/regulations	DIN EN 50178
Rated insulation voltage	63 V
Rated surge voltage	0.6 kV
Insulation	Functional insulation
Pollution degree	2
Overvoltage category	II

### Supported controller

Controller	universal
------------	-----------

### Color code

Connector 1 = connector 2 (optional) = wire color	IDC/FLK50 (1) = black
	IDC/FLK50 (2) = brown
	IDC/FLK50 (3) = red
	IDC/FLK50 (4) = orange
	IDC/FLK50 (5) = yellow
	IDC/FLK50 (6) = green
	IDC/FLK50 (7) = blue
	IDC/FLK50 (8) = violet
	IDC/FLK50 (9) = gray
	IDC/FLK50 (10) = white
	IDC/FLK50 (11) = white-black
	IDC/FLK50 (12) = white-brown
	IDC/FLK50 (13) = white-red
	IDC/FLK50 (14) = white-orange
	IDC/FLK50 (15) = white-yellow
	IDC/FLK50 (16) = white-green
	IDC/FLK50 (17) = white-blue
	IDC/FLK50 (18) = white-violet
	IDC/FLK50 (19) = white-gray
	IDC/FLK50 (20) = brown-black
	IDC/FLK50 (21) = brown-red
	IDC/FLK50 (22) = brown-orange
	IDC/FLK50 (23) = brown-yellow
	IDC/FLK50 (24) = brown-green
	IDC/FLK50 (25) = brown-blue
	IDC/FLK50 (26) = brown-violet
	IDC/FLK50 (27) = brown-gray
	IDC/FLK50 (28) = brown-white
	IDC/FLK50 (29) = green-black
	IDC/FLK50 (30) = green-brown
	IDC/FLK50 (31) = green-red

## Cable - CABLE-FLK50/OE/0,14/ 400 - 2305884

### Technical data

#### Color code

	IDC/FLK50 (32) = green-orange
	IDC/FLK50 (33) = green-blue
	IDC/FLK50 (34) = green-violet
	IDC/FLK50 (35) = green-gray
	IDC/FLK50 (36) = green-white
	IDC/FLK50 (37) = yellow-black
	IDC/FLK50 (38) = yellow-brown
	IDC/FLK50 (39) = yellow-red
	IDC/FLK50 (40) = yellow-orange
	IDC/FLK50 (41) = yellow-blue
	IDC/FLK50 (42) = yellow-violet
	IDC/FLK50 (43) = yellow-gray
	IDC/FLK50 (44) = yellow-white
	IDC/FLK50 (45) = gray-black
	IDC/FLK50 (46) = gray-brown
	IDC/FLK50 (47) = gray-red
	IDC/FLK50 (48) = gray-orange
	IDC/FLK50 (49) = gray-yellow
	IDC/FLK50 (50) = gray-green

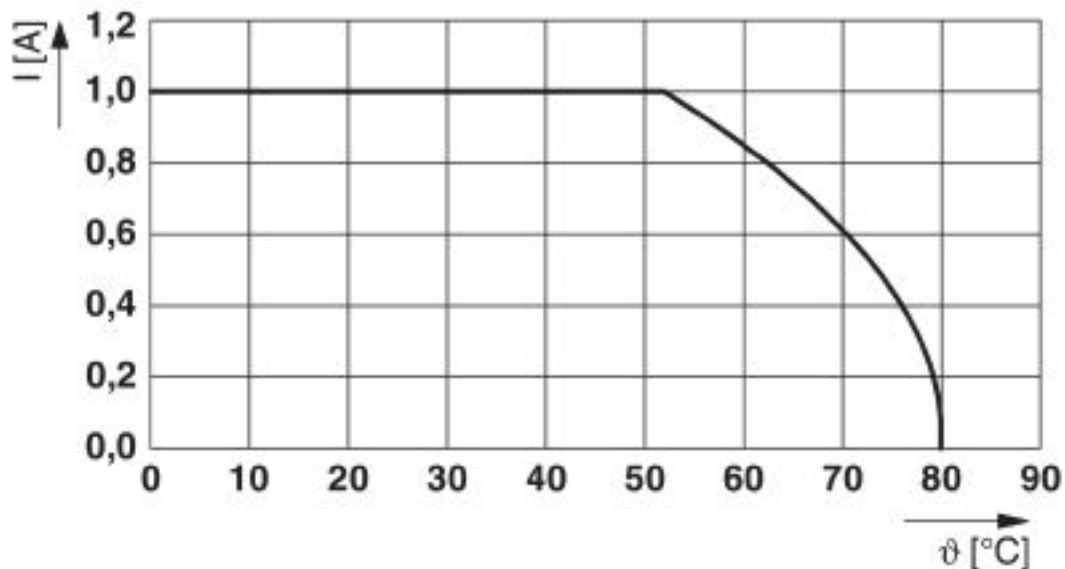
#### Environmental Product Compliance

China RoHS	Environmentally Friendly Use Period = 50 years
	For details about hazardous substances go to tab "Downloads", Category "Manufacturer's declaration"

### Drawings

# Cable - CABLE-FLK50/OE/0,14/ 400 - 2305884

Diagram



Maximum permissible current per path in uncoiled state

## Classifications

### eCl@ss

eCl@ss 10.0.1	27242220
eCl@ss 4.0	27060300
eCl@ss 4.1	27060300
eCl@ss 5.0	27242200
eCl@ss 5.1	27242200
eCl@ss 6.0	27249200
eCl@ss 7.0	27249205
eCl@ss 8.0	27249205
eCl@ss 9.0	27242220

### ETIM

ETIM 2.0	EC000237
ETIM 3.0	EC000237
ETIM 4.0	EC000237
ETIM 5.0	EC000237
ETIM 6.0	EC000237
ETIM 7.0	EC000237

### UNSPSC

UNSPSC 6.01	26121620
UNSPSC 7.0901	26121620
UNSPSC 11	26121620

# Cable - CABLE-FLK50/OE/0,14/ 400 - 2305884

## Classifications

### UNSPSC

UNSPSC 12.01	26121620
UNSPSC 13.2	26121620
UNSPSC 18.0	26121620
UNSPSC 19.0	26121620
UNSPSC 20.0	26121620
UNSPSC 21.0	26121620

## Approvals

### Approvals

---

#### Approvals


UL Listed / cUL Listed / EAC / cULus Listed


---

#### Ex Approvals

---

### Approval details

UL Listed		<a href="http://database.ul.com/cgi-bin/XYV/template/LISEXT/1FRAME/index.htm">http://database.ul.com/cgi-bin/XYV/template/LISEXT/1FRAME/index.htm</a>	FILE E 238705
Nominal voltage UN	125 V		
Nominal current IN	1 A		

cUL Listed		<a href="http://database.ul.com/cgi-bin/XYV/template/LISEXT/1FRAME/index.htm">http://database.ul.com/cgi-bin/XYV/template/LISEXT/1FRAME/index.htm</a>	FILE E 238705
Nominal voltage UN	125 V		
Nominal current IN	1 A		

EAC		RU* DE.HB*35.B00385
-----	---	------------------------

cULus Listed	
--------------	---

## Cable - CABLE-FLK50/OE/0,14/ 400 - 2305884

### Accessories

#### Accessories

#### Marker carrier cable

Cable marker carrier - KME - 0807083



Cable marker carrier, white, unlabeled, mounting type: Assembly with cable binders, cable diameter: > 5 mm, lettering field size: 20 mm x 8 mm

---

Phoenix Contact 2020 © - all rights reserved  
<http://www.phoenixcontact.com>

PHOENIX CONTACT GmbH & Co. KG  
Flachsmarktstr. 8  
32825 Blomberg  
Germany  
Tel. +49 5235 300  
Fax +49 5235 3 41200  
<http://www.phoenixcontact.com>

## X-ON Electronics

Largest Supplier of Electrical and Electronic Components

*Click to view similar products for [Ribbon Cables / IDC Cables](#) category:*

*Click to view products by [Phoenix Contact](#) manufacturer:*

Other Similar products are found below :

[FSK-12A](#) [AWG28-10G](#) [EHJ3C](#) [EHJ4C](#) [cab-LVDV-PWR-10-15](#) [FSP-25A](#) [3365/15 \(100FT\)](#) [cab-LVDV-DAT-34-15](#) [49635-C62-S2](#) [1-3636-600-5204](#) [92315-1408](#) [426171120-3](#) [3625/08 \(100M\)](#) [0044704](#) [2-1589735-3](#) [JSM015PP2DCC23N](#) [92301-0283](#) [ACL-eSSI-2](#) [92301-0718](#) [MMSDT-06-20-S-05.5-D-K-LDX](#) [IDD-04-G](#) [NM-2J2-051-PS1-JJAB](#) [1700/14SF \(100FT\)](#) [1700/26SF \(100FT\)](#) [1700/34SF \(100FT\)](#) [3801/09 \(100FT\)](#) [119-885](#) [DS1057-06A282R-30.5](#) [DS1057-09A282R-30.5](#) [DS1057-12A282R-30.5](#) [DS1057-14A282R-76.5](#) [DS1057-20A282R-76.5](#) [DS1057-30A282R-76.5](#) [DS1057-34A282R-76.5](#) [DS1057-40A282R-76.5](#) [DS1057-60A282R-76.5](#) [DS1057-64A282R-76.5](#) [DS1058-08M28-30.5](#) [DS1058-30M28-30.5](#) [3750/10 \(100FT\)](#) [0015712](#) [0015905](#) [S30109](#) [11203](#) [11223](#) [11243](#) [11262](#) [0037147](#) [0022512](#) [0022412](#)