

Front adapters - FLK 40-PA/EZ-DR/KS/1500/YUC - 2314383

Please be informed that the data shown in this PDF Document is generated from our Online Catalog. Please find the complete data in the user's documentation. Our General Terms of Use for Downloads are valid (<http://phoenixcontact.com/download>)




Cast front adapter with attached round cable and a 40-pos. socket strip injection-molded on both sides for the connection of Yokogawa controllers. Cable length: 15.0 m

Your advantages

- Molded connectors
- Lateral cable outlet of the I/O module
- Can be screwed on
- KS/AKB-compatible connectors on the module side

Key Commercial Data

Packing unit	1 pc
GTIN	 4 046356 102032
GTIN	4046356102032

Technical data

Note

Type of note	Notes on operation
Note	No additional touch protection is required when using a SELV/PELV voltage (≤ 25 V AC or 60 V DC).

Ambient conditions

Ambient temperature (operation)	-40 °C ... 70 °C (fixed installation)
	-10 °C ... 70 °C (flexible installation)
Ambient temperature (storage/transport)	-40 °C ... 80 °C
Maximum altitude	≤ 2000 m
Degree of protection	IP20
	\geq IP54 (Installation location)

General

Max. permissible operating voltage	30 V DC
------------------------------------	---------

Front adapters - FLK 40-PA/EZ-DR/KS/1500/YUC - 2314383

Technical data

General

Max. permissible current	500 mA (per path)
Nominal operating mode	100% operating factor

Standards and Regulations

Flame resistance	UL VW-1
	CSA FT-1
	IEC 60332-1-2
	VDE 0842, Part 332-1-2
	IEC 60332-3-22
Resistance to oil	against occasional splashes
Gasoline resistance	against occasional splashes
Designation	Air clearances and creepage distances
Standards/regulations	DIN EN 50178
Rated insulation voltage	63 V
Rated surge voltage	0.6 kV
Insulation	Functional insulation
Pollution degree	2
Overvoltage category	II

Connection data

Connection name	Control side
Connection method	Yokogawa, I/O cards compatible
Number of connections	1
Number of positions	40
Torque	0.5 Nm (Screw connection)
Insertion/withdrawal cycles	> 50

Connection data 2

Connection name	Module side
Connection method	Yokogawa, KS compatible
Number of connections	1
Number of positions	40
Torque	0.5 Nm (Screw connection)
Insertion/withdrawal cycles	> 50

Cable

Conductor construction: Number of litz wires:	7
Single wire, material	Cu tin-plated
Single wire, cross section	0.14 mm ²
Length of cable	15 m
Outer sheath, material	Semi-rigid PVC
External sheath, color	gray
Shielding	yes

Front adapters - FLK 40-PA/EZ-DR/KS/1500/YUC - 2314383

Technical data

Cable

Halogen-free cable	No
Cable insulation resistance	≥ 20 MΩ/km (at 20 °C)
Cable resistance	≤ 145 Ω/km (at 20 °C)

Supported controller

Controller	YOKOGAWA CS3000 CentumVP
- suitable I/O card	AAI543
	AAI141
	AAI143
	AAI835
	AAI841
	AAI135
	AAR181
	AAT141
	AAV141
	AAV142
	AAB841
	AAV542
Controller	YOKOGAWA STARDOM
- suitable I/O card	NFAI543
	NFAI141
	NFAI143
	NFAI835
	NFAI841
	NFAI135
	NFAV141
	NFAV142
	NFAB841
	NFAV542

Environmental Product Compliance

REACH SVHC	Lead 7439-92-1
China RoHS	Environmentally Friendly Use Period = 50 years
	For details about hazardous substances go to tab "Downloads", Category "Manufacturer's declaration"

Drawings

Front adapters - FLK 40-PA/EZ-DR/KS/1500/YUC - 2314383

Connection diagram

40-pos. connector the I/O card	40-pos. connector to the module	Wire color
1	40	black
2	39	brown
3	38	red
4	37	orange
5	36	yellow
6	35	green
7	34	blue
8	33	violet
9	32	gray
10	31	white
11	30	white-black
12	29	white-brown
13	28	white-red
14	27	white-orange
15	26	white-yellow
16	25	white-green
17	24	white-blue
18	23	white-violet
19	22	white-gray
20	21	brown-black
21	20	brown-red
22	19	brown-orange
23	18	brown-yellow
24	17	brown-green
25	16	brown-blue
26	15	brown-violet
27	14	brown-gray
28	13	brown-white
29	12	green-black
30	11	green-brown
31	10	green-red
32	9	green-orange
33	8	green-blue
34	7	green-violet
35	6	green-gray
36	5	green-white
37	4	yellow-black
38	3	yellow-brown
39	2	yellow-red
40	1	yellow-orange

Classifications

eCl@ss

eCl@ss 10.0.1	27242292
eCl@ss 4.0	27060300
eCl@ss 4.1	27060300
eCl@ss 5.0	27061800
eCl@ss 5.1	27061800
eCl@ss 6.0	27249200
eCl@ss 7.0	27249290
eCl@ss 8.0	27249290
eCl@ss 9.0	27242292

Front adapters - FLK 40-PA/EZ-DR/KS/1500/YUC - 2314383

Classifications

ETIM

ETIM 4.0	EC002584
ETIM 5.0	EC002584
ETIM 6.0	EC002584
ETIM 7.0	EC002584

UNSPSC

UNSPSC 6.01	26121620
UNSPSC 7.0901	26121620
UNSPSC 11	26121620
UNSPSC 12.01	26121620
UNSPSC 13.2	32151601
UNSPSC 18.0	32151601
UNSPSC 19.0	32151601
UNSPSC 20.0	32151601
UNSPSC 21.0	32151601

Approvals


Approvals


Approvals

UL Listed / cUL Listed / EAC / cULus Listed

Ex Approvals

Approval details

UL Listed		http://database.ul.com/cgi-bin/XYV/template/LISEXT/1FRAME/index.htm	FILE E 238705
Nominal voltage UN	125 V		
Nominal current IN	0.5 A		

cUL Listed		http://database.ul.com/cgi-bin/XYV/template/LISEXT/1FRAME/index.htm	FILE E 238705
Nominal voltage UN	125 V		
Nominal current IN	0.5 A		

Front adapters - FLK 40-PA/EZ-DR/KS/1500/YUC - 2314383

Approvals

EAC		RU C- DE.A*30.B00767
-----	--	-------------------------

cULus Listed		
--------------	--	--

Accessories

Accessories

Marker carrier cable

Cable marker carrier - KME - 0807083



Cable marker carrier, white, unlabeled, mounting type: Assembly with cable binders, cable diameter: > 5 mm, lettering field size: 20 mm x 8 mm

Spare parts

Screw set - VF-SCREW-YOKOGAWA/M3X18/DCS - 2902873



Replacement screw M3x18 for Yokogawa system cable, front adapter control side.

Screw set - VF-SCREW-YOKOGAWA/M4X25/KS - 2902874



Replacement screw M4x25 for Yokogawa system cable, module side.

Phoenix Contact 2020 © - all rights reserved
<http://www.phoenixcontact.com>

PHOENIX CONTACT GmbH & Co. KG
Flachsmarktstr. 8
32825 Blomberg
Germany
Tel. +49 5235 300
Fax +49 5235 3 41200
<http://www.phoenixcontact.com>

X-ON Electronics

Largest Supplier of Electrical and Electronic Components

Click to view similar products for [Ribbon Cables / IDC Cables](#) category:

Click to view products by [Phoenix Contact](#) manufacturer:

Other Similar products are found below :

[FSK-12A](#) [AWG28-10G](#) [EHJ3C](#) [EHJ4C](#) [cab-LVDV-PWR-10-15](#) [FSP-25A](#) [3365/15 \(100FT\)](#) [cab-LVDV-DAT-34-15](#) [49635-C62-S2](#) [1-3636-600-5204](#) [92315-1408](#) [426171120-3](#) [3625/08 \(100M\)](#) [0044704](#) [2-1589735-3](#) [JSM015PP2DCC23N](#) [92301-0283](#) [ACL-eSSI-2](#) [92301-0718](#) [MMSDT-06-20-S-05.5-D-K-LDX](#) [IDD-04-G](#) [NM-2J2-051-PS1-JJAB](#) [1700/14SF \(100FT\)](#) [1700/26SF \(100FT\)](#) [1700/34SF \(100FT\)](#) [3801/09 \(100FT\)](#) [119-885](#) [DS1057-06A282R-30.5](#) [DS1057-09A282R-30.5](#) [DS1057-12A282R-30.5](#) [DS1057-14A282R-76.5](#) [DS1057-20A282R-76.5](#) [DS1057-30A282R-76.5](#) [DS1057-34A282R-76.5](#) [DS1057-40A282R-76.5](#) [DS1057-60A282R-76.5](#) [DS1057-64A282R-76.5](#) [DS1058-08M28-30.5](#) [DS1058-30M28-30.5](#) [3750/10 \(100FT\)](#) [0015712](#) [0015905](#) [S30109](#) [11203](#) [11223](#) [11243](#) [11262](#) [0037147](#) [0022512](#) [0022412](#)