

## Cable - CABLE-FCN40/1X50/ 6,0M/S7-IN - 2321143

Please be informed that the data shown in this PDF Document is generated from our Online Catalog. Please find the complete data in the user's documentation. Our General Terms of Use for Downloads are valid (<http://phoenixcontact.com/download>)




Round cable set; controller: Siemens S7-300 (6ES7 321-1BP00-0AA0, plus-reading operation); connection 1: Fujitsu connector (1x 40-position); connection 2: IDC/FLK socket strip (1x 50-position); cable length: 6 m

### Your advantages

- Signal transfer of 1 x 32 channels
- System cable: 40-pos. connector to 50-pos. flat-ribbon cable strip

### Key Commercial Data

|              |   |
|--------------|---|
| Packing unit | 1 pc  |
| GTIN         | <br>4 046356 331876 |
| GTIN         | 4046356331876   |

### Technical data

#### Ambient conditions

|   |  |
|---|--|
| Ambient temperature (operation)         | -40 °C ... 70 °C (fixed installation)    |
|   | -10 °C ... 70 °C (flexible installation) |
| Ambient temperature (storage/transport) | -40 °C ... 80 °C                         |
| Maximum altitude                        | ≤ 2000 m                                 |
| Degree of protection                    | IP00                                     |
|   | ≥ IP54 (Installation location)           |

#### General

|   |                      |
|---|----------------------|
| Max. permissible operating voltage      | 25 V AC              |
|   | 60 V DC              |
| Max. current carrying capacity per path | 1 A (50 °C)          |
|   | 0.6 A (70 °C)        |
| Length of cable                         | 6 m                  |
| External cable diameter                 | 9.9 mm ±0.4 mm       |
| Single wire, cross section              | 0.14 mm <sup>2</sup> |

# Cable - CABLE-FCN40/1X50/ 6,0M/S7-IN - 2321143

## Technical data

### General

|   |  |
|---|--|
| Single wire, cross section [AWG]              | 26   |
| Single wire, number of litz wires             | 7  |
| Single wire, material                         | Cu tin-plated                                |
| Wire diameter incl. insulation                | 1 mm ±0.03 mm                                |
| Smallest bending radius, fixed installation   | 82 mm  |
| Smallest bending radius, movable installation | 155 mm                                       |
| Bending cycles                                | 5000 (at a radius of ≥ 15x outside diameter) |
| Shielding                                     | no   |
| Cable insulation resistance                   | ≥ 20 MΩ/km (20 °C)                           |
| Cable resistance                              | ≤ 145 Ω/km (20 °C)                           |
| Outer sheath, material                        | Semi-rigid PVC                               |
| External sheath, color                        | gray   |
| Nominal operating mode                        | 100% operating factor                        |

### Connection data

|                                  |                      |
|----------------------------------|----------------------|
| Connection name                  | Field level          |
| Connection in acc. with standard | IEC 60603-13         |
| Connection method                | IDC/FLK socket strip |
| Number of connections            | 1                    |
| Number of positions              | 50                   |
| Insertion/withdrawal cycles      | > 50                 |
| Pitch                            | 2.54 mm              |

### Connection data 2

|                             |                   |
|-----------------------------|-------------------|
| Connection name             | Controller level  |
| Connection method           | Fujitsu connector |
| Number of connections       | 1                 |
| Number of positions         | 40                |
| Insertion/withdrawal cycles | > 50              |

### Standards and Regulations

|                          |                                       |
|--------------------------|---------------------------------------|
| Flame resistance         | UL VW-1                               |
|                          | CSA FT-1                              |
|                          | IEC 60332-1-2                         |
|                          | VDE 0842, Part 332-1-2                |
|                          | IEC 60332-3-22                        |
| Resistance to oil        | against occasional splashes           |
| Gasoline resistance      | against occasional splashes           |
| Designation              | Air clearances and creepage distances |
| Standards/regulations    | DIN EN 50178                          |
| Rated insulation voltage | 63 V                                  |
| Rated surge voltage      | 0.6 kV                                |

# Cable - CABLE-FCN40/1X50/ 6,0M/S7-IN - 2321143

## Technical data

### Standards and Regulations

|                      |                       |
|----------------------|-----------------------|
| Insulation           | Functional insulation |
| Pollution degree     | 2                     |
| Overvoltage category | II                    |

### Supported controller

|                     |                     |
|---------------------|---------------------|
| Controller          | SIEMENS S7-300      |
| - suitable I/O card | 6ES7 321-1BP00-0AA0 |

### Color code

|   |   |
|---|---|
| Connector 1 = connector 2 (optional) = wire color | Fujitsu40 (A1) = IDC/FLK50 (3) = black          |
|   | Fujitsu40 (A2) = IDC/FLK50 (4) = red            |
|   | Fujitsu40 (A3) = IDC/FLK50 (5) = yellow         |
|   | Fujitsu40 (A4) = IDC/FLK50 (6) = blue           |
|   | Fujitsu40 (A5) = IDC/FLK50 (7) = gray           |
|   | Fujitsu40 (A6) = IDC/FLK50 (8) = white-black    |
|   | Fujitsu40 (A7) = IDC/FLK50 (9) = white-red      |
|   | Fujitsu40 (A8) = IDC/FLK50 (10) = white-yellow  |
|   | Fujitsu40 (A9) = IDC/FLK50 (11) = white-blue    |
|   | Fujitsu40 (A10) = IDC/FLK50 (15) = white-gray   |
|   | Fujitsu40 (A11) = IDC/FLK50 (16) = brown-red    |
|   | Fujitsu40 (A12) = IDC/FLK50 (17) = brown-yellow |
|   | Fujitsu40 (A13) = IDC/FLK50 (18) = brown-blue   |
|   | Fujitsu40 (A14) = IDC/FLK50 (19) = brown-gray   |
|   | Fujitsu40 (A15) = IDC/FLK50 (20) = green-black  |
|   | Fujitsu40 (A16) = IDC/FLK50 (21) = green-red    |
|   | Fujitsu40 (A17) = IDC/FLK50 (22) = green-blue   |
|   | Fujitsu40 (A18) = IDC/FLK50 (23) = green-gray   |
|   | Fujitsu40 (A19) = yellow-black                  |
|   | Fujitsu40 (A20) = yellow-red                    |
|   | Fujitsu40 (B1) = IDC/FLK50 (27) = brown         |
|   | Fujitsu40 (B2) = IDC/FLK50 (28) = orange        |
|   | Fujitsu40 (B3) = IDC/FLK50 (29) = green         |
|   | Fujitsu40 (B4) = IDC/FLK50 (30) = violet        |
|   | Fujitsu40 (B5) = IDC/FLK50 (31) = white         |
|   | Fujitsu40 (B6) = IDC/FLK50 (32) = white-brown   |
|   | Fujitsu40 (B7) = IDC/FLK50 (33) = white-orange  |
|   | Fujitsu40 (B8) = IDC/FLK50 (34) = white-green   |
|   | Fujitsu40 (B9) = IDC/FLK50 (35) = white-violet  |
|   | Fujitsu40 (B10) = IDC/FLK50 (39) = brown-black  |
|   | Fujitsu40 (B11) = IDC/FLK50 (40) = brown-orange |
|   | Fujitsu40 (B12) = IDC/FLK50 (41) = brown-green  |
|   | Fujitsu40 (B13) = IDC/FLK50 (42) = brown-violet |

# Cable - CABLE-FCN40/1X50/ 6,0M/S7-IN - 2321143

## Technical data

### Color code

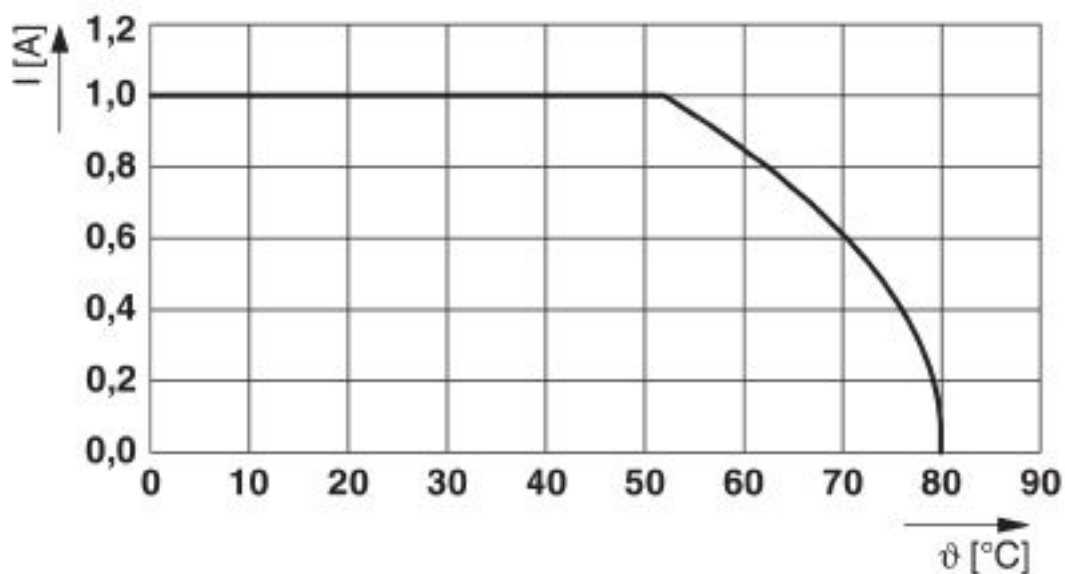
|  |   |
|--|---|
|  | Fujitsu40 (B14) = IDC/FLK50 (43) = brown-white  |
|  | Fujitsu40 (B15) = IDC/FLK50 (44) = green-brown  |
|  | Fujitsu40 (B16) = IDC/FLK50 (45) = green-orange |
|  | Fujitsu40 (B17) = IDC/FLK50 (46) = green-violet |
|  | Fujitsu40 (B18) = IDC/FLK50 (47) = green-white  |
|  | Fujitsu40 (B19) = yellow-brown                  |
|  | Fujitsu40 (B20) = yellow-orange                 |

### Environmental Product Compliance

|            |   |
|------------|---|
| China RoHS | Environmentally Friendly Use Period = 50 years  |
|            | For details about hazardous substances go to tab "Downloads", Category "Manufacturer's declaration" |

## Drawings

Diagram



Maximum permissible current per path in uncoiled state

## Classifications

### eCl@ss

|               |          |
|---------------|----------|
| eCl@ss 10.0.1 | 27242220 |
| eCl@ss 4.0    | 27060300 |
| eCl@ss 4.1    | 27060300 |
| eCl@ss 5.0    | 27242200 |
| eCl@ss 5.1    | 27242200 |

# Cable - CABLE-FCN40/1X50/ 6,0M/S7-IN - 2321143

## Classifications

### eCl@ss

|            |          |
|------------|----------|
| eCl@ss 6.0 | 27249200 |
| eCl@ss 7.0 | 27249205 |
| eCl@ss 8.0 | 27249205 |
| eCl@ss 9.0 | 27242220 |

### ETIM

|          |          |
|----------|----------|
| ETIM 2.0 | EC000237 |
| ETIM 3.0 | EC000237 |
| ETIM 4.0 | EC000237 |
| ETIM 5.0 | EC000237 |
| ETIM 6.0 | EC000237 |
| ETIM 7.0 | EC000237 |

### UNSPSC

|               |          |
|---------------|----------|
| UNSPSC 6.01   | 26121620 |
| UNSPSC 7.0901 | 26121620 |
| UNSPSC 11     | 26121620 |
| UNSPSC 12.01  | 26121620 |
| UNSPSC 13.2   | 26121620 |
| UNSPSC 18.0   | 26121620 |
| UNSPSC 19.0   | 26121620 |
| UNSPSC 20.0   | 26121620 |
| UNSPSC 21.0   | 26121620 |

## Approvals


### Approvals

Approvals

UL Listed / cUL Listed / EAC / cULus Listed

Ex Approvals


### Approval details


|                    |   |   |               |
|--------------------|---|---|---------------|
| UL Listed          |  | <a href="http://database.ul.com/cgi-bin/XYV/template/LISEXT/1FRAME/index.htm">http://database.ul.com/cgi-bin/XYV/template/LISEXT/1FRAME/index.htm</a> | FILE E 238705 |
| Nominal voltage UN | 125 V   |   |               |


## Cable - CABLE-FCN40/1X50/ 6,0M/S7-IN - 2321143

### Approvals

|                    |     |
|--------------------|-----|
| Nominal current IN | 1 A |
|--------------------|-----|

|                    |   |   |               |
|--------------------|---|---|---------------|
| cUL Listed         |  | <a href="http://database.ul.com/cgi-bin/XYV/template/LISEXT/1FRAME/index.htm">http://database.ul.com/cgi-bin/XYV/template/LISEXT/1FRAME/index.htm</a> | FILE E 238705 |
| Nominal voltage UN | 125 V   |   |               |
| Nominal current IN | 1 A   |   |               |

|     |   |                         |
|-----|---|-------------------------|
| EAC |  | RU*-<br>DE.HB*35.B00385 |
|-----|---|-------------------------|

|              |   |
|--------------|---|
| cULus Listed |  |
|--------------|---|

### Accessories

#### Accessories

#### Marker carrier cable

Cable marker carrier - KME - 0807083



Cable marker carrier, white, unlabeled, mounting type: Assembly with cable binders, cable diameter: > 5 mm, lettering field size: 20 mm x 8 mm

Phoenix Contact 2020 © - all rights reserved  
<http://www.phoenixcontact.com>

PHOENIX CONTACT GmbH & Co. KG  
Flachsmarktstr. 8  
32825 Blomberg  
Germany  
Tel. +49 5235 300  
Fax +49 5235 3 41200  
<http://www.phoenixcontact.com>

## X-ON Electronics

Largest Supplier of Electrical and Electronic Components

*Click to view similar products for [Specialised Cables](#) category:*

*Click to view products by [Phoenix Contact](#) manufacturer:*

Other Similar products are found below :

[603PT6](#) [603SS6L](#) [604PT6](#) [604SS6](#) [706000D02F200](#) [910640](#) [1200740077](#) [1200740114](#) [AC172](#) [ACL-SSI-4](#) [R88ACAKA0015SRE](#)  
[R88ACAWL005SDE](#) [R88ACRGD0R3C](#) [1300150047](#) [1300660036](#) [1302262116](#) [1300150149](#) [1300220020](#) [1300220104](#) [1300220119](#)  
[1301240492](#) [1301810221](#) [1365323-1](#) [1613055](#) [176P12](#) [1971465-2](#) [20240400003](#) [20240400013](#) [2085828-1](#) [20886510030](#) [2-22733-8](#) [22733-](#)  
[8](#) [CB-5PSBC-RS](#) [CB-704EC-RS](#) [CB-BATACC-RS](#) [CB-JST3PSW-RS](#) [CB-M12COM-R10](#) [25AC84](#) [25AK84X](#) [25AU25](#) [25FN82](#) [3011-03](#)  
[AC118](#) [ACL-HHS-1M\(CAT5E\)](#) [SSL009PC2DC012N](#) [FC2A-KC6C](#) [2085828-2](#) [20886510150](#) [CCS-FCB-5](#) [CCSFCBF2](#)