

Front adapters - CABLE-40/2FLK16/10,0M/YUC - 2321350


Please be informed that the data shown in this PDF Document is generated from our Online Catalog. Please find the complete data in the user's documentation. Our General Terms of Use for Downloads are valid (<http://phoenixcontact.com/download>)



Cast Yokogawa front adapter with attached round cable and an injection-molded 40-pos. socket strip for the connection of 2 x 8 channels on the field side. Cable length: 10.0 m



Key Commercial Data

Packing unit	1 pc
GTIN	 4 046356 327428
GTIN	4046356327428

Technical data

Ambient conditions

Ambient temperature (operation)	-20 °C ... 50 °C
Ambient temperature (storage/transport)	-20 °C ... 70 °C

General

Max. permissible operating voltage	30 V DC
Max. permissible current	500 mA (per path at 70°C)

Standards and Regulations

Flame resistance	IEC 60332-3-22
------------------	----------------

Connection data

Connection name	Module side
Connection method	IDC/FLK socket strip
Number of connections	2
Number of positions	16
Pitch	2.54 mm

Connection data 2

Connection name	Control side
Connection method	Yokogawa, I/O cards compatible

Front adapters - CABLE-40/2FLK16/10,0M/YUC - 2321350

Technical data

Connection data 2

Number of connections	1
Number of positions	40
Torque	0.5 Nm (Screw connection)

Cable

Conductor construction: Number of litz wires:	7
Single wire, material	Cu tin-plated
Single wire, cross section	0.14 mm ²
External diameter	11 mm
Length of cable	10 m
Shielding	yes
Halogen-free cable	No
Max. conductor resistance	0.16 Ω/m

Supported controller

Controller	YOKOGAWA CS3000 CentumVP
- suitable I/O card	ADV151
	ADV161
Controller	YOKOGAWA STARDOM
- suitable I/O card	NFAI141
	NFAI143

Environmental Product Compliance

REACH SVHC	Lead 7439-92-1
China RoHS	Environmentally Friendly Use Period = 50 years
	For details about hazardous substances go to tab "Downloads", Category "Manufacturer's declaration"

Drawings

Front adapters - CABLE-40/2FLK16/10,0M/YUC - 2321350

Connection diagram

40-pos. connector the I/O card	16-pos. connector to module 1	16-pos. connector to module 2	Wire color
1	2		black
2	1		brown
3	4		red
4	3		orange
5	6		yellow
6	5		green
7	8		blue
8	7		violet
9	10		gray
10	9		white
11	12		white-black
12	11		white-brown
13	14		white-red
14	13		white-orange
15	16		white-yellow
16	15		white-green
17		2	white-blue
18		1	white-violet
19		4	white-gray
20		3	brown-black
21		6	brown-red
22		5	brown-orange
23		8	brown-yellow
24		7	brown-green
25		10	brown-blue
26		9	brown-violet
27		12	brown-gray
28		11	brown-white
29		14	green-black
30		13	green-brown
31		16	green-red
32		15	green-orange
33			green-blue
34			green-violet
35			green-gray
36			green-white
37			yellow-black
38			yellow-brown
39			yellow-red
40			yellow-orange

Classifications

eCl@ss

eCl@ss 10.0.1	27242292
eCl@ss 4.0	27060300
eCl@ss 4.1	27060300
eCl@ss 5.0	27061800
eCl@ss 5.1	27061800
eCl@ss 6.0	27249200
eCl@ss 7.0	27249290
eCl@ss 8.0	27249290
eCl@ss 9.0	27242292

Front adapters - CABLE-40/2FLK16/10,0M/YUC - 2321350

Classifications

ETIM

ETIM 4.0	EC002584
ETIM 5.0	EC002584
ETIM 6.0	EC002584
ETIM 7.0	EC002584

UNSPSC

UNSPSC 6.01	26121620
UNSPSC 7.0901	26121620
UNSPSC 11	26121620
UNSPSC 12.01	26121620
UNSPSC 13.2	32151601
UNSPSC 18.0	32151601
UNSPSC 19.0	32151601
UNSPSC 20.0	32151601
UNSPSC 21.0	32151601

Approvals


Approvals


Approvals

UL Listed / cUL Listed / EAC / cULus Listed

Ex Approvals


Approval details

UL Listed		http://database.ul.com/cgi-bin/XYV/template/LISEXT/1FRAME/index.htm	FILE E 238705
Nominal voltage UN	125 V		
Nominal current IN	0.5 A		

cUL Listed		http://database.ul.com/cgi-bin/XYV/template/LISEXT/1FRAME/index.htm	FILE E 238705
Nominal voltage UN	125 V		
Nominal current IN	0.5 A		

Front adapters - CABLE-40/2FLK16/10,0M/YUC - 2321350

Approvals

EAC		RU C- DE.A*30.B00767
-----	---	-------------------------

cULus Listed		
--------------	---	--

Accessories

Accessories

Marker carrier cable

Cable marker carrier - KME - 0807083



Cable marker carrier, white, unlabeled, mounting type: Assembly with cable binders, cable diameter: > 5 mm, lettering field size: 20 mm x 8 mm

Phoenix Contact 2020 © - all rights reserved
<http://www.phoenixcontact.com>

PHOENIX CONTACT GmbH & Co. KG
Flachsmarktstr. 8
32825 Blomberg
Germany
Tel. +49 5235 300
Fax +49 5235 3 41200
<http://www.phoenixcontact.com>

X-ON Electronics

Largest Supplier of Electrical and Electronic Components

Click to view similar products for [Ribbon Cables / IDC Cables](#) category:

Click to view products by [Phoenix Contact](#) manufacturer:

Other Similar products are found below :

[FSK-12A](#) [AWG28-10G](#) [EHJ3C](#) [EHJ4C](#) [cab-LVDV-PWR-10-15](#) [FSP-25A](#) [3365/15 \(100FT\)](#) [cab-LVDV-DAT-34-15](#) [49635-C62-S2](#) [1-3636-600-5204](#) [92315-1408](#) [426171120-3](#) [3625/08 \(100M\)](#) [0044704](#) [2-1589735-3](#) [JSM015PP2DCC23N](#) [92301-0283](#) [ACL-eSSI-2](#) [92301-0718](#) [MMSDT-06-20-S-05.5-D-K-LDX](#) [IDD-04-G](#) [NM-2J2-051-PS1-JJAB](#) [1700/14SF \(100FT\)](#) [1700/26SF \(100FT\)](#) [1700/34SF \(100FT\)](#) [3801/09 \(100FT\)](#) [119-885](#) [DS1057-06A282R-30.5](#) [DS1057-09A282R-30.5](#) [DS1057-12A282R-30.5](#) [DS1057-14A282R-76.5](#) [DS1057-20A282R-76.5](#) [DS1057-30A282R-76.5](#) [DS1057-34A282R-76.5](#) [DS1057-40A282R-76.5](#) [DS1057-60A282R-76.5](#) [DS1057-64A282R-76.5](#) [DS1058-08M28-30.5](#) [DS1058-30M28-30.5](#) [3750/10 \(100FT\)](#) [0015712](#) [0015905](#) [S30109](#) [11203](#) [11223](#) [11243](#) [11262](#) [0037147](#) [0022512](#) [0022412](#)