

Controller - ILC 151 GSM/GPRS - 2700977

Please be informed that the data shown in this PDF Document is generated from our Online Catalog. Please find the complete data in the user's documentation. Our General Terms of Use for Downloads are valid (<http://phoenixcontact.com/download>)



Inline Controller with Ethernet interface and GSM modem for coupling to other controllers and systems, with programming options according to IEC 61131-3, complete with plug and labeling field.

Product Description


The ILC 151 GSM/GPRS modular small-scale controller for the Inline I/O system is at the heart of Easy Automation. The new ILC 1X1 series is characterized by its support for Ethernet-based protocols such as Modbus/TCP. A new feature is the support for an optional SD card. This controller combines the options of class 100 controllers with wireless communication via mobile communication networks. A GSM/GPRS modem is integrated in the controller.

Your advantages

- Numerous protocols supported such as: HTTP, FTP, SNMP, SMTP, SQL, MySQL, etc.
- Modbus/TCP-Client
- Modbus/TCP server
- HTML 5
- Free engineering with PC Worx Express (IEC 61131-3)
- Complete INTERBUS master (4096 I/O points)
- Integrated web server for visualization with WebVisit
- FTP server
- Flash file system



Key Commercial Data

Packing unit	1 pc
GTIN	 4 046356 665537
GTIN	4046356665537

Technical data

Note

Utilization restriction	EMC: class A product, see manufacturer's declaration in the download area
-------------------------	---

Dimensions

Controller - ILC 151 GSM/GPRS - 2700977

Technical data

Dimensions

Width	85 mm
Height	119.8 mm
Depth	71.5 mm

Ambient conditions

Degree of protection	IP20
Ambient temperature (operation)	-25 °C ... 55 °C
Ambient temperature (storage/transport)	-25 °C ... 85 °C
Permissible humidity (operation)	10 % ... 95 % (according to DIN EN 61131-2)
Permissible humidity (storage/transport)	10 % ... 95 % (according to DIN EN 61131-2)
Air pressure (operation)	70 kPa ... 106 kPa (up to 3000 m above sea level)
Air pressure (storage/transport)	70 kPa ... 106 kPa (up to 3000 m above sea level)
Shock	25g, Criterion 1, according to IEC 60068-2-27
Vibration (operation)	5g

Control system

Engineering tool	PC WORX
	PC WORX EXPRESS
Programming languages supported	Programming in acc. with IEC 61131-3
Diagnostics tool	DIAG+
Configuration tool	Config+ Version 1.01 or later

IEC 61131 runtime system

Engineering tool	PC WORX
	PC WORX EXPRESS
Program memory	512 kByte
Mass storage	512 kByte
Retentive mass storage	48 kByte (NVRAM)
Number of control tasks	8
Realtime clock	Yes

Fieldbus function

Amount of process data	max. 4096 Bit (INTERBUS)
Number of supported devices	max. 128
Number of local bus devices that can be connected	max. 63 (observe current consumption)
Number of devices with parameter channel	max. 16
Number of supported branch terminals with remote bus branch	max. 3

Data interfaces

Interface	Ethernet 10Base-T/100Base-TX
Number	1
Connection method	RJ45 socket
Transmission speed	10/100 Mbps

Controller - ILC 151 GSM/GPRS - 2700977

Technical data

Data interfaces

Interface	INTERBUS local bus (master)
Number	1
Connection method	Inline data jumper
Transmission speed	500 kBaud / 2 MBaud (can be switched)
Interface	GSM / GPRS
Number	1
Connection method	SIM card, SMA antenna connection
Interface description	GSM / GPRS

Direct I/Os

Input name	Digital inputs
Number of inputs	16
Connection method	Inline potential distributor
Connection technology	2, 3, 4-wire
Description of the input	EN 61131-2 type 1 NPN/PNP
Output name	Digital outputs
Number of outputs	4
Connection method	Spring-cage connection
Connection technology	2, 3, 4-wire
Maximum output current per channel	500 mA

Power supply

Typical current consumption	210 mA
Max. current consumption	860 mA (360 mA communications power + 500 mA analog voltage supply)
Supply voltage	24 V DC
Supply voltage range	19.2 V DC ... 30 V DC
Residual ripple	± 5 %
Power dissipation	max. 5 W

Mechanical design

Weight	285 g
Diagnostics display	No
Controller redundancy	No
Safety function	No

General data

Processor	Altera Nios II 64 MHz
-----------	-----------------------

Standards and Regulations

Electromagnetic compatibility	Conformance with EMC Directive 2014/30/EU
Interference emission	Noise emission test as per EN 61000-6-4 EN 55011 Class A
Immunity to surge	Noise immunity test in accordance with EN 61000-6-2 Transient overvoltage (surge) EN 61000-4-5/IEC 61000-4-5 Criterion B, supply

Controller - ILC 151 GSM/GPRS - 2700977

Technical data

Standards and Regulations

	lines DC: 0.5 kV/0.5 kV (symmetrical/asymmetrical), fieldbus cable shield 1 kV
Immunity to burst	Noise immunity test in accordance with EN 61000-6-2 Fast transients (burst) EN 61000-4-4/IEC 61000-4-4 Criterion A, all interfaces 1 kV Criterion B, all interfaces 2 kV
Immunity to EF	Noise immunity test in accordance with EN 61000-6-2 Electromagnetic fields EN 61000-4-3/IEC 61000-4-3 Criterion A, Field intensity: 10 V/m
Immunity to ESD	Noise immunity test in accordance with EN 61000-6-2 Electrostatic discharge (ESD) EN 61000-4-2/IEC 61000-4-2 Criterion B, 6 kV contact discharge, 8 kV air discharge
Vibration (storage/transport)	5g
Shock	25g, Criterion 1, according to IEC 60068-2-27
Vibration (operation)	5g

Environmental Product Compliance

REACH SVHC	1,2-dimethoxyethane, ethylene glycol dimethyl ether (EGDME) 110-71-4
	Lead 7439-92-1
China RoHS	Environmentally Friendly Use Period = 50
	For details about hazardous substances go to tab "Downloads", Category "Manufacturer's declaration"

Approvals

Approvals

Approvals


UL Listed / cUL Listed / EAC / EAC / cULus Listed

Ex Approvals

ATEX

Approval details

UL Listed		http://database.ul.com/cgi-bin/XYV/template/LISEXT/1FRAME/index.htm	FILE E 238705
-----------	---	---	---------------


cUL Listed		http://database.ul.com/cgi-bin/XYV/template/LISEXT/1FRAME/index.htm	FILE E 238705
------------	---	---	---------------

Controller - ILC 151 GSM/GPRS - 2700977

Approvals

EAC		EAC-Zulassung
-----	---	---------------

EAC		RU *- DE.A*30.B.00238
-----	---	--------------------------

cULus Listed		
--------------	---	--

Phoenix Contact 2018 © - all rights reserved
<http://www.phoenixcontact.com>

PHOENIX CONTACT GmbH & Co. KG
Flachsmarktstr. 8
32825 Blomberg
Germany
Tel. +49 5235 300
Fax +49 5235 3 41200
<http://www.phoenixcontact.com>

X-ON Electronics

Largest Supplier of Electrical and Electronic Components

Click to view similar products for [I/O Modules](#) category:

Click to view products by [Phoenix Contact](#) manufacturer:

Other Similar products are found below :

[70L-IDC5S](#) [70L-OAC-L](#) [70Z3289-4](#) [G21960000700](#) [G21960002700](#) [G34960002700](#) [G88104401](#) [OACU](#) [C4SWOUT](#) [PB16H](#)
[G34960001700](#) [G3TA-OA101SZ-1](#) [DC24](#) [G77-S](#) [G78-16-E](#) [5607189](#) [DA5](#) [ODC-24A](#) [IDC5P](#) [FC6A-N16B1](#) [6421](#) [FC6A-N32B3](#)
[70MRCQ32-HL](#) [G3TAOD201SDC24](#) [C200H-LK201-V1](#) [G3TA-OA202SZ-US](#) [DC12](#) [GT1-OD16](#) [GT1-AD04CST](#) [B7AM-6BS](#) [70GRCQ24-](#)
[HS](#) [6422](#) [84110410](#) [GT1-OD16MX](#) [G7VC-OC16-B7](#) [70MRCK24-DIN](#) [6202](#) [6402](#) [PI/NI-2D/24](#) [FC6A-J2C1](#) [FC6A-KC1C](#) [FC6A-R081](#)
[FC6A-J8CU1](#) [GP32900003700](#) [641-480-5022](#) [PB16H](#) [84145010](#) [84110210](#) [FRUSB1601](#) [PCL-720+-BE](#) [FRRJ451601](#) [AP24MX3DB25F](#)