

Inline terminal - IB IL 24 DI 8/HD-ECO - 2702792

Please be informed that the data shown in this PDF Document is generated from our Online Catalog. Please find the complete data in the user's documentation. Our General Terms of Use for Downloads are valid (<http://phoenixcontact.com/download>)



Inline ECO, Digital input terminal, Digital inputs: 8, 24 V DC, connection method: 1-wire, transmission speed in the local bus: 500 kbps, degree of protection: IP20, including Inline connector

Product Description

The terminal is designed for use within an Inline station. It is used to acquire digital signals.

Inline ECO terminals are approved for the temperature range from 0°C to +55°C. The electronics base and Inline connector are supplied as standard.

Your advantages

- 8 digital inputs
- Connection of sensors in single-wire technology



Key Commercial Data

Packing unit	1 pc
GTIN	
GTIN	4055626355221

Technical data

Note

Utilization restriction	EMC: class A product, see manufacturer's declaration in the download area
-------------------------	---

Dimensions

Width	12.2 mm
Height	119.8 mm
Depth	71.5 mm

Ambient conditions

Ambient temperature (operation)	0 °C ... 55 °C
Ambient temperature (storage/transport)	-25 °C ... 85 °C
Permissible humidity (operation)	10 % ... 95 % (according to DIN EN 61131-2)

Inline terminal - IB IL 24 DI 8/HD-ECO - 2702792

Technical data

Ambient conditions

Permissible humidity (storage/transport)	10 % ... 95 % (according to DIN EN 61131-2)
Air pressure (operation)	70 kPa ... 106 kPa (up to 3000 m above sea level)
Air pressure (storage/transport)	70 kPa ... 106 kPa (up to 3000 m above sea level)
Degree of protection	IP20

Connection data

Designation	Inline connector
Connection method	Spring-cage connection
Conductor cross section solid min.	0.08 mm ²
Conductor cross section solid max.	1.5 mm ²
Conductor cross section flexible min.	0.08 mm ²
Conductor cross section flexible max.	1.5 mm ²
Conductor cross section AWG min.	28
Conductor cross section AWG max.	16
Stripping length	8 mm

General

Mounting type	DIN rail
Color	green
Net weight	83.38 g
Note on weight specifications	with connector

Interfaces

Designation	Inline local bus
No. of channels	2
Connection method	Inline data jumper
Transmission speed	500 kbps

Inline potentials

Designation	Communications power (U _L)
Supply voltage	7.5 V DC (via voltage jumper)
Current consumption	max. 30 mA
Power consumption	max. 0.25 W (at U _L)
Designation	Segment circuit supply (U _S)
Supply voltage	24 V DC (via voltage jumper)
Supply voltage range	19.2 V DC ... 30 V DC (including all tolerances, including ripple)
Current consumption	max. 5.5 mA

Digital inputs

Input name	Digital inputs
Description of the input	EN 61131-2 types 1 and 3
Connection method	Spring-cage connection
Connection technology	1-wire

Inline terminal - IB IL 24 DI 8/HD-ECO - 2702792

Technical data

Digital inputs

Number of inputs	8
Typical response time	1 ms
Nominal input voltage U_{IN}	24 V DC
Nominal input current at U_{IN}	typ. 2.4 mA
Input voltage	24 V DC
Input voltage range "0" signal	-3 V DC ... 5 V DC
Input voltage range "1" signal	11 V DC ... 30 V DC
Typical input current per channel	2.4 mA
Delay at signal change from 0 to 1	1 ms
Delay at signal change from 1 to 0	1 ms

Electrical isolation

Test section	7.5 V supply (bus logics)/24 V supply (I/O) 500 V AC 50 Hz 1 min.
	7.5 V supply (bus logic)/functional ground 500 V AC 50 Hz 1 min.
	24 V supply (I/O)/functional ground 500 V AC 50 Hz 1 min.

Standards and Regulations

Protection class	III (IEC 61140, EN 61140, VDE 0140-1)
------------------	---------------------------------------

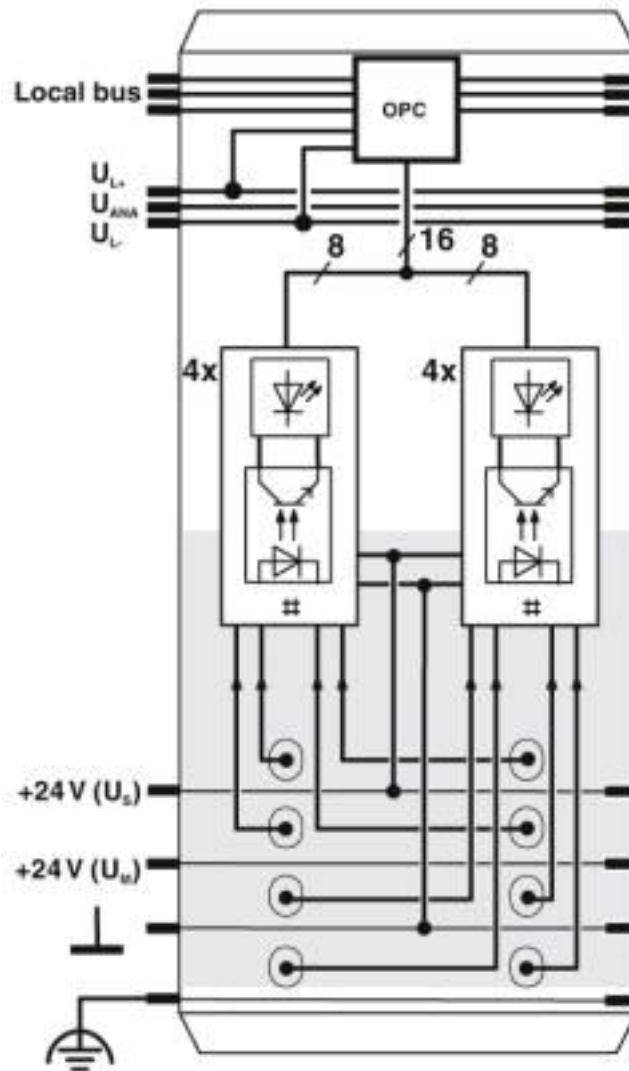
Environmental Product Compliance

REACH SVHC	Lead 7439-92-1
China RoHS	Environmentally Friendly Use Period = 50 years
	For details about hazardous substances go to tab "Downloads", Category "Manufacturer's declaration"

Drawings

Inline terminal - IB IL 24 DI 8/HD-ECO - 2702792

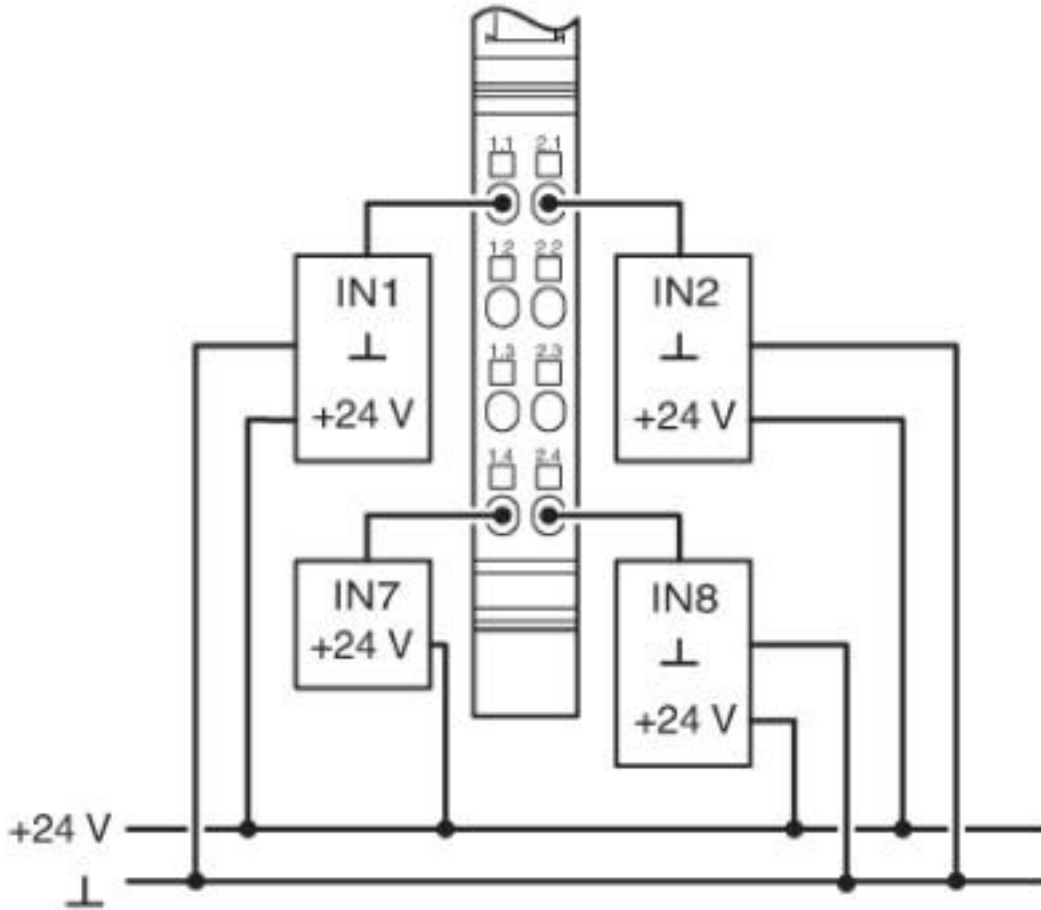
Block diagram



Internal wiring of the terminal points

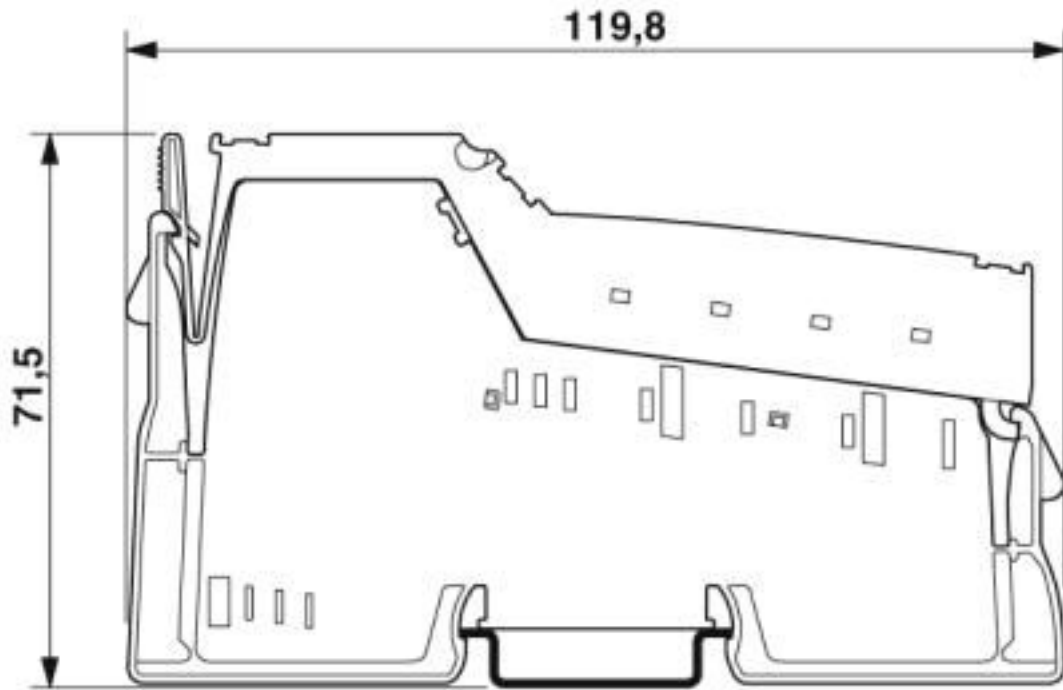
Inline terminal - IB IL 24 DI 8/HD-ECO - 2702792

Connection diagram



Inline terminal - IB IL 24 DI 8/HD-ECO - 2702792

Dimensional drawing



Classifications

eCl@ss

eCl@ss 10.0.1	27242604
eCl@ss 5.1	27242604
eCl@ss 6.0	27242600
eCl@ss 7.0	27242604
eCl@ss 8.0	27242604
eCl@ss 9.0	27242604

ETIM

ETIM 5.0	EC001599
ETIM 6.0	EC001599
ETIM 7.0	EC001599

Approvals

Approvals

Approvals

UL Listed / cUL Listed / cULus Listed

Inline terminal - IB IL 24 DI 8/HD-ECO - 2702792

Approvals

Ex Approvals

Approval details

UL Listed		http://database.ul.com/cgi-bin/XYV/template/LISEXT/1FRAME/index.htm	FILE E 140324
-----------	--	---	---------------

cUL Listed		http://database.ul.com/cgi-bin/XYV/template/LISEXT/1FRAME/index.htm	FILE E 140324
------------	--	---	---------------

cULus Listed			
--------------	--	--	--

Accessories

Accessories

Front adapter

Front adapters - FLKM 14-PA-INLINE/DIO8 - 2900889



VARIOFACE front adapter for Inline HD modules, for transferring 8 digital signals.

I/O component

Inline terminal - IB IL PD 24V-PAC - 2862987



Inline terminal for power distribution (24 V), complete with accessories, (connector and labeling field) 24 V supply voltage is fed out from the segment circuit (US)

Inline terminal - IB IL 24 DI 8/HD-ECO - 2702792

Accessories

Inline terminal - IB IL PD GND-PAC - 2862990



Inline terminal for power distribution (GND), complete with accessories, (connector and labeling field) connections for GND

Labeling panel

Labeling field - IB IL FIELD 2 - 2727501

Labeling field, width: 12.2 mm



Plug

Inline connector - IB IL SCN-8 - 2726337

Connector, for digital 1, 2 or 8-channel Inline terminals



Terminal marking

Insert strip - ESL 62X10 - 0809492

Insert strip, Sheet, white, unlabeled, can be labeled with: Office printing systems: Laser printer, mounting type: insert, lettering field size: 62 x 10 mm, Number of individual labels: 72



X-ON Electronics

Largest Supplier of Electrical and Electronic Components

Click to view similar products for [I/O Modules](#) category:

Click to view products by [Phoenix Contact](#) manufacturer:

Other Similar products are found below :

[70L-IDC5S](#) [70L-OAC-L](#) [70Z3289-4](#) [G21960000700](#) [G21960002700](#) [G34960002700](#) [G88104401](#) [OACU](#) [C4SWOUT](#) [PB16H](#)
[G34960001700](#) [G3TA-OA101SZ-1](#) [DC24](#) [G77-S](#) [G78-16-E](#) [5607189](#) [DA5](#) [ODC-24A](#) [IDC5P](#) [FC6A-N16B1](#) [6421](#) [70MRCQ32-HL](#)
[G3TAOD201SDC24](#) [C200H-LK201-V1](#) [G3TA-OA202SZ-US](#) [DC12](#) [GT1-OD16](#) [GT1-AD04CST](#) [B7AM-6BS](#) [70GRCQ24-HS](#) [6422](#)
[84110410](#) [GT1-OD16MX](#) [G7VC-OC16-B7](#) [70MRCK24-DIN](#) [6202](#) [6402](#) [PI/NI-2D/24](#) [FC6A-J2C1](#) [FC6A-KC1C](#) [FC6A-R081](#) [FC6A-](#)
[J8CU1](#) [GP32900003700](#) [641-480-5022](#) [PB16H](#) [84145010](#) [84110210](#) [FRUSB1601](#) [PCL-720+-BE](#) [FRRJ451601](#) [AP24MX3DB25F](#) [ADAM-](#)
[5053S-AE](#)