

Inline terminal - IB IL 400 ELR 1-3A - 2727352

Please be informed that the data shown in this PDF Document is generated from our Online Catalog. Please find the complete data in the user's documentation. Our General Terms of Use for Downloads are valid (<http://phoenixcontact.com/download>)

Inline power-level terminal blocks, electronic direct starter, up to 1.5 kW / 400 V AC



Product Description


The terminal is designed for use within an Inline station. The single-channel power-level terminal features electronic motor protection. The terminal enables a three-phase asynchronous motor to be switched, protected, and monitored via a bus system.

Your advantages

- Integrated electronic motor protection in accordance with IEC 60947-4
- Connection option for an external passive brake module
- Hand-held operator panel mode
- Motor control via OUT process data
- Motor current monitoring



Key Commercial Data

Packing unit	1 pc
GTIN	 4 017918 168476
GTIN	4017918168476

Technical data

Note

Utilization restriction	EMC: class A product, see manufacturer's declaration in the download area
-------------------------	---

Dimensions

Width	63 mm
Height	224 mm
Depth	109 mm

Ambient conditions

Ambient temperature (operation)	-25 °C ... 55 °C
---------------------------------	------------------

Inline terminal - IB IL 400 ELR 1-3A - 2727352

Technical data

Ambient conditions

Ambient temperature (storage/transport)	-25 °C ... 85 °C
Permissible humidity (operation)	10 % ... 85 % (non-condensing)
Permissible humidity (storage/transport)	10 % ... 85 % (non-condensing)
Air pressure (operation)	70 kPa ... 106 kPa (up to 2000 m above sea level)
Air pressure (storage/transport)	70 kPa ... 106 kPa (up to 3000 m above sea level)
Degree of protection	IP20
Note	Notes on operation Line protection for the network supply line, max. 20 A. Observe derating of the POWER-COMBICON connector

Interfaces

Designation	Inline local bus
No. of channels	2
Connection method	Inline data jumper
Transmission speed	500 kbps
Transmission physics	Copper

Mains connection

Designation	Mains connection
Connection method	Power plug
Designation connection point	Terminal strip X11 and X12
Number of positions	5
Permissible conductor cross section	max. 2.5 mm ² (L1, L2, L3, N, PE (not leading))
Operating voltage	187 V AC ... 440 V AC +0 % (conductor voltage)
Max. current carrying capacity	20 A

Motor starter, output

Connection method	COMBICON
Number	1 (3 phases, short-circuit-proof with external conductor protection 16 A (full-range fuse for semiconductors, type gR))
	1
Output name	Motor output
Designation connection point	Terminal strip X10
Number of positions	4
Permissible conductor cross section	1 mm ² ... 2.5 mm ²
Operating voltage	200 V AC ... 440 V AC
Frequency range	50 Hz ... 60 Hz
Nominal current range	0.2 A ... 3.6 A
Switching rate	Max. 30 per minute (observe derating)

Motor monitoring

Parameterization range	0.2 A ... 3.6 A (steps of 50/100/200 mA, via fieldbus)
Overspeed tripping	≥ 20 A (after 0.3 seconds)

Motor starter, brake

Inline terminal - IB IL 400 ELR 1-3A - 2727352

Technical data

Motor starter, brake

Number	1
Designation	Brake module (external)
Type of contact	Solid-state contact
Connection technology	COMBICON

Inline potentials

Designation	Communications power (U _L)
Supply voltage	7.5 V DC (via voltage jumper)
Current consumption	max. 45 mA
Power consumption	max. 0.34 W
Designation	Segment circuit supply (U _S)
Supply voltage	24 V DC (via voltage jumper)
Supply voltage range	19.2 V DC ... 28.8 V DC (including all tolerances, including ripple)
Current consumption	max. 50 mA
Power consumption	max. 1.2 W (entire device)

General

Mounting type	DIN rail
Net weight	450 g
Note on weight specifications	without plug
Operating mode	Process data mode with one byte
Note	Notes on operation Line protection for the network supply line, max. 20 A. Observe derating of the POWER-COMBICON connector
Diagnostics messages	Overcurrent Error message in the diagnostic code (bus) and display via the LED ERR on the module
	Output stage cannot be controlled Error message in the diagnostic code (bus) and display via the LED ERR on the module
Assembly instructions	To safeguard sufficient ventilation, ensure that there is an installation clearance of a minimum of 50 cm both above and below.
Mounting position	Panel mounting on horizontal DIN rail

Standards and Regulations

Mechanical tests	Vibration resistance in acc. with EN 60068-2-6/IEC 60068-2-6 2g, evaluation criterion 1
	Shock in acc. with EN 60068-2-27/IEC 60068-2-27 10g, evaluation criterion 1
Protection class	I (MЭК 61140, EN 61140, VDE 0140-1)

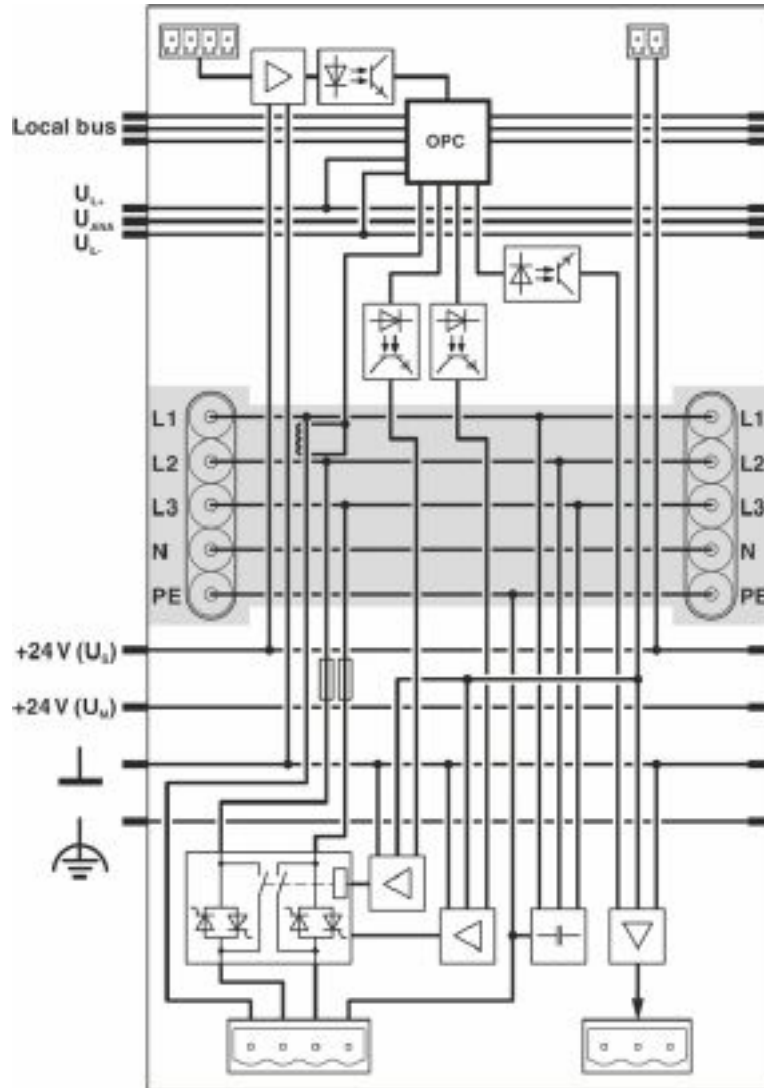
Environmental Product Compliance

REACH SVHC	Lead 7439-92-1
China RoHS	Environmentally Friendly Use Period = 50 years
	For details about hazardous substances go to tab "Downloads", Category "Manufacturer's declaration"

Drawings

Inline terminal - IB IL 400 ELR 1-3A - 2727352

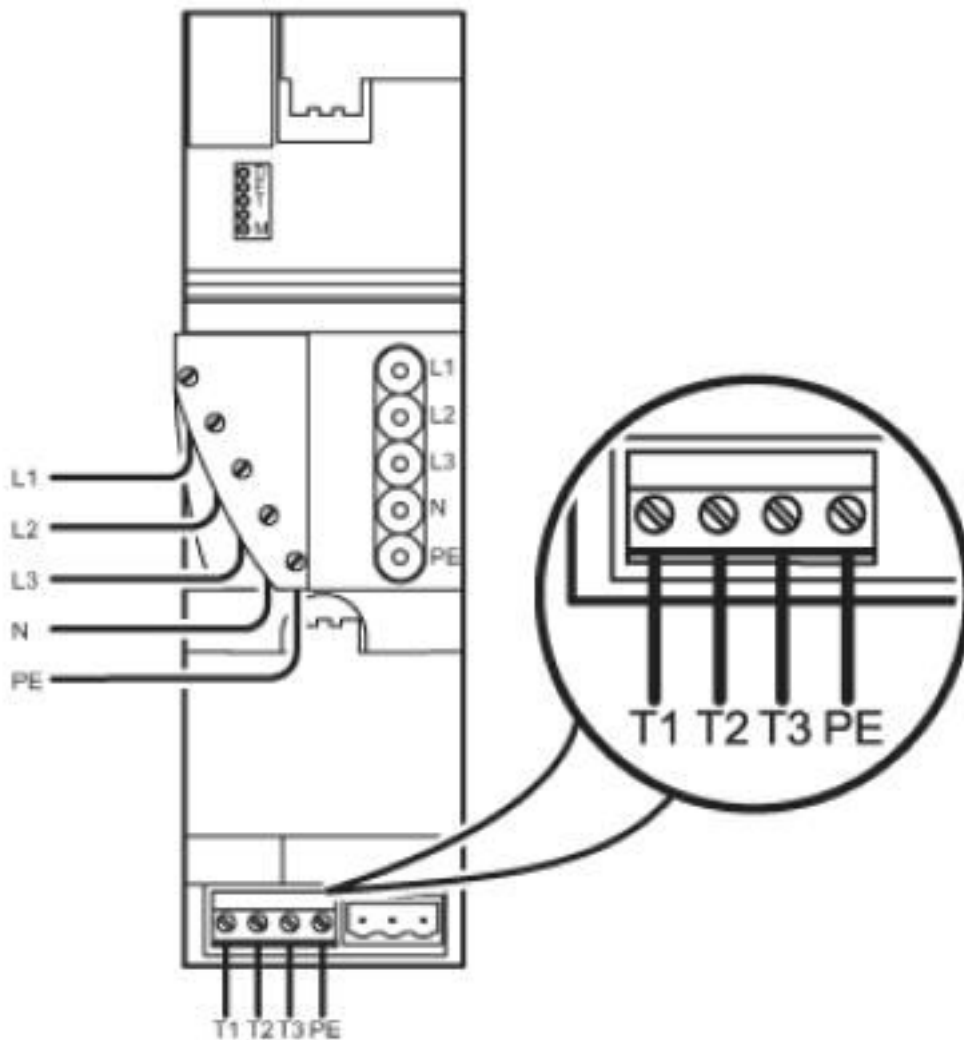
Block diagram



Internal wiring of connections

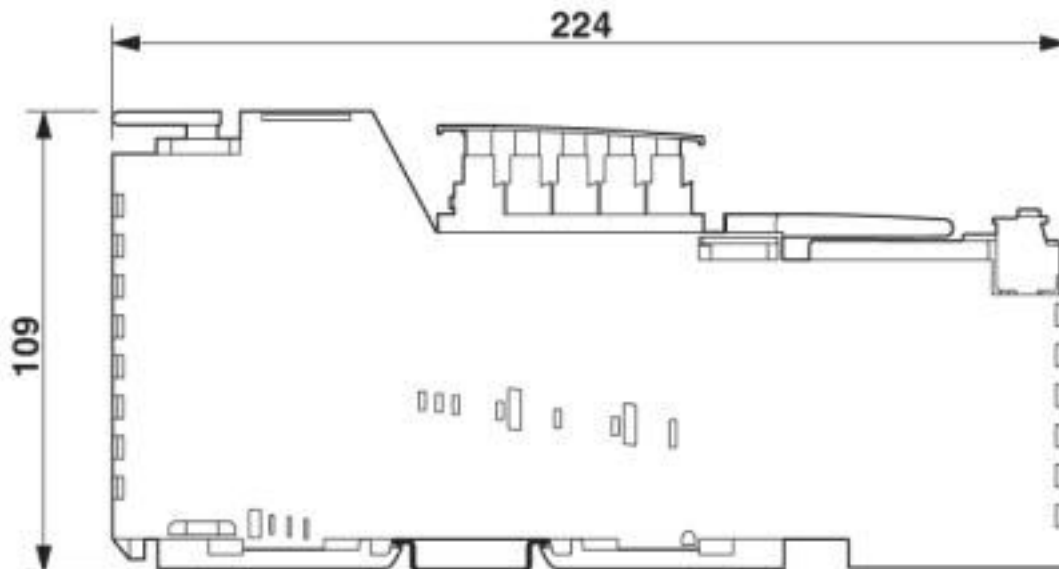
Inline terminal - IB IL 400 ELR 1-3A - 2727352

Connection diagram



Inline terminal - IB IL 400 ELR 1-3A - 2727352

Dimensional drawing



Classifications

eCl@ss

eCl@ss 10.0.1	27242609
eCl@ss 4.0	27250300
eCl@ss 4.1	27250300
eCl@ss 5.0	27250300
eCl@ss 5.1	27242600
eCl@ss 6.0	27242600
eCl@ss 7.0	27242609
eCl@ss 8.0	27242609
eCl@ss 9.0	27242609

ETIM

ETIM 2.0	EC001433
ETIM 3.0	EC001601
ETIM 4.0	EC001601
ETIM 5.0	EC001605
ETIM 6.0	EC001605
ETIM 7.0	EC001605

UNSPSC

UNSPSC 6.01	43172015
UNSPSC 7.0901	43201404
UNSPSC 11	43172015
UNSPSC 12.01	43201404

Inline terminal - IB IL 400 ELR 1-3A - 2727352

Classifications

UNSPSC

UNSPSC 13.2	32151602
UNSPSC 18.0	32151602
UNSPSC 19.0	32151602
UNSPSC 20.0	32151602
UNSPSC 21.0	32151602

Approvals

Approvals

Approvals

EAC

Ex Approvals

Approval details

EAC		EAC-Zulassung
-----	--	---------------

Accessories

Accessories

Bridge

Power bridge - IB IL 400 CN-BRG - 2836081



Power bridge, for Inline power-level terminal blocks

Power bridge - IB IL 400 CN-BRG - 2836081



Power bridge, for Inline power-level terminal blocks

Cover

Inline terminal - IB IL 400 ELR 1-3A - 2727352

Accessories

Cover - IB IL 400 CN-COV - 2860947



Cover for the 400 V mains connection of the Inline power-level terminals

Extension module

Inline terminal - IB IL 24 BR/DC - 2742036



Inline extension module, for brake control in connection with Inline power terminal blocks, brake module for 24 V DC brakes

Inline terminal - IB IL 400 BR - 2727394



Inline extension module, for brake control in conjunction with Inline power level terminals, brake module for 440 V DC or 440 V AC brakes

Fuse terminal block

Fuse modular terminal block - UK 10,3-HESI N - 3048386



Fuse modular terminal block, fuse type: Glass / ceramics / ..., connection method: Screw connection, cross section: 1.5 mm²- 25 mm², AWG: 16 - 4, nominal current: 32 A, nom. voltage: 690 V, width: 18 mm, fuse type: 10:3 x 38 mm, mounting type: NS 35/7,5, NS 35/15, color: black

I/O component

Inline function terminal - IB IL 24 TC-PAC - 2861360



Inline thermistor terminal block, complete with accessories (connector and labeling field), 2-wire connection method

PCB plug

Inline terminal - IB IL 400 ELR 1-3A - 2727352

Accessories

Printed-circuit board connector - GMVSTBW 2,5 HV/ 4-ST-7,62 NZIL - 1893957



Motor-circuit connector, for Inline power-level terminal blocks

Printed-circuit board connector - MCVW 1,5/ 4-ST-3,81 - 1826995



PCB connector, nominal current: 8 A, rated voltage (III/2): 160 V, nominal cross section: 1.5 mm², number of positions: 4, pitch: 3.81 mm, connection method: Screw connection with tension sleeve, color: green, contact surface: Tin

Plug

Power plug - IB IL 400 CN-PWR-IN - 2836078



Power plug, for Inline power-level terminals

Phoenix Contact 2020 © - all rights reserved
<http://www.phoenixcontact.com>

PHOENIX CONTACT GmbH & Co. KG
Flachsmarktstr. 8
32825 Blomberg
Germany
Tel. +49 5235 300
Fax +49 5235 3 41200
<http://www.phoenixcontact.com>

X-ON Electronics

Largest Supplier of Electrical and Electronic Components

Click to view similar products for [Controllers](#) category:

Click to view products by [Phoenix Contact](#) manufacturer:

Other Similar products are found below :

[61FGPN8DAC120](#) [CV500SLK21](#) [70177-1011](#) [F03-03 HAS C](#) [F03-31](#) [81550401](#) [FT1A-C12RA-W](#) [88981106](#) [H2CAC24A](#) [H2CRSAC110B](#)
[R88A-CRGB003CR-E](#) [R88ARR080100S](#) [R88A-TK01K](#) [DCN1-1](#) [DRT2ID08C](#) [DTB4896VRE](#) [DTB9696CVE](#) [DTB9696LVE](#) [E53-AZ01](#)
[E53E01](#) [E53E8C](#) [E5C4Q40J999FAC120](#) [E5CWLQ1TCAC100240](#) [E5GNQ03PFLKACDC24](#) [B300LKL21](#) [NSCXDC1V3](#) [NSH5-232CW-3M](#)
[NT20SST122BV1](#) [NV-CN001](#) [OAS-160-N](#) [C40PEDRA](#) [K31S6](#) [K33-L1B](#) [K3MA-F](#) [100-240VAC](#) [K3TX-AD31A](#) [89750101](#) [L595020](#)
[SRM1-C02](#) [SRS2-1](#) [FT1A-C14SA-S](#) [G32X-V2K](#) [26546803](#) [26546805](#) [PWRA440A](#) [CPM1AETL03CH](#) [CV500SLK11](#) [3G2A5BI081](#)
[3G2A5IA122](#) [3G2A5LK010E](#) [3G2A5OA223](#)