

Bus coupler - IBS ST 24 BK RB-T - 2753504

Please be informed that the data shown in this PDF Document is generated from our Online Catalog. Please find the complete data in the user's documentation. Our General Terms of Use for Downloads are valid (<http://phoenixcontact.com/download>)



INTERBUS-ST bus terminal module, 24 V DC, 9-pos., D-SUB with additional remote bus stub line, 9-pos. D-SUB, IP20 protection, consisting of: Terminal part with screw connection and module electronics

Product Description

INTERBUS ST bus terminal modules with additional interfaces (Bus)

In addition to configuring a modular input/output station with ST modules, the bus terminal modules with additional INTERBUS interfaces provide the option of connecting further INTERBUS network devices.

The IBS ST 24 BK LB-T module is equipped with an additional local bus interface with a 15-pos. D-SUB connector. The flat pack design input/output modules from PHOENIX CONTACT, for example, and frequency inverters with local bus interfaces can be connected to this interface.

An additional remote bus connection is provided by the IBS ST 24 RB-T. All devices with an INTERBUS remote bus interface can be connected in this remote bus branch.

The input/output bus terminal modules with additional fiber optic interfaces are available for integrating INTERBUS compatible devices into an INTERBUS fiber optic network.

All INTERBUS bus terminal modules make it possible to individually enable/disable the additional bus interfaces. To some extent, they perform the role of two bus terminal modules in the INTERBUS system and are also treated as such in the address lists and configuring software (CMD).


Note: When configuring buses branching off from the bus terminal modules, please observe the topology supported by INTERBUS controller boards.

Your advantages

- Additional I/Os onboard
- Copper or fiber optic connection
- Additional remote/local bus branches



Key Commercial Data

Packing unit	1 pc
GTIN	 4 017918 099589
GTIN	4017918099589

Technical data

Note

Utilization restriction	EMC: class A product, see manufacturer's declaration in the download area
-------------------------	---

Dimensions

Bus coupler - IBS ST 24 BK RB-T - 2753504

Technical data

Dimensions

Width	81 mm
Height	117 mm
Depth	116 mm

Ambient conditions

Ambient temperature (operation)	0 °C ... 55 °C
Ambient temperature (storage/transport)	-20 °C ... 70 °C
Permissible humidity (operation)	30 % ... 75 % (non-condensing)
Permissible humidity (storage/transport)	30 % ... 95 % (non-condensing)
Air pressure (operation)	86 kPa ... 108 kPa (up to 1500 m above sea level)
Air pressure (storage/transport)	66 kPa ... 108 kPa (up to 3500 m above sea level)
Degree of protection	IP20

Interfaces

Designation	INTERBUS
Connection method	9-pos. D-SUB plug/socket
Designation connection point	Incoming/Outgoing Remote Bus
Number of positions	9
Designation	ST local bus
Transmission speed	500 kbps
Designation	INTERBUS
Connection method	9-pos. D-SUB socket
Number of positions	9

Digital inputs

Connection technology	Screw connection
-----------------------	------------------

Power supply for module electronics

Supply voltage	24 V DC
Supply voltage range	20 V DC ... 30 V DC (including ripple)
Ripple	3.6 V _{pp} within the allowable voltage range
Current consumption	typ. 150 mA (without ST module expansions)
	typ. 650 mA (For maximum number of I/O modules on the ST local bus)

General

Mounting type	DIN rail
Color	green
Net weight	470 g
Mounting position	Horizontal DIN rail

Electrical isolation

Test section	Incoming remote bus / Outgoing remote bus 500 V AC 50 Hz 1 min.
	Power supply voltage / ST local bus 500 V AC 50 Hz 1 min.
	Incoming remote bus/ST interface 500 V AC 50 Hz 1 min.

Bus coupler - IBS ST 24 BK RB-T - 2753504

Technical data

Electrical isolation

	Incoming remote bus/Remote bus branch 500 V AC 50 Hz 1 min.
--	---

Standards and Regulations

Connection in acc. with standard	CUL
Protection class	III (IEC 61140, EN 61140, VDE 0140-1)

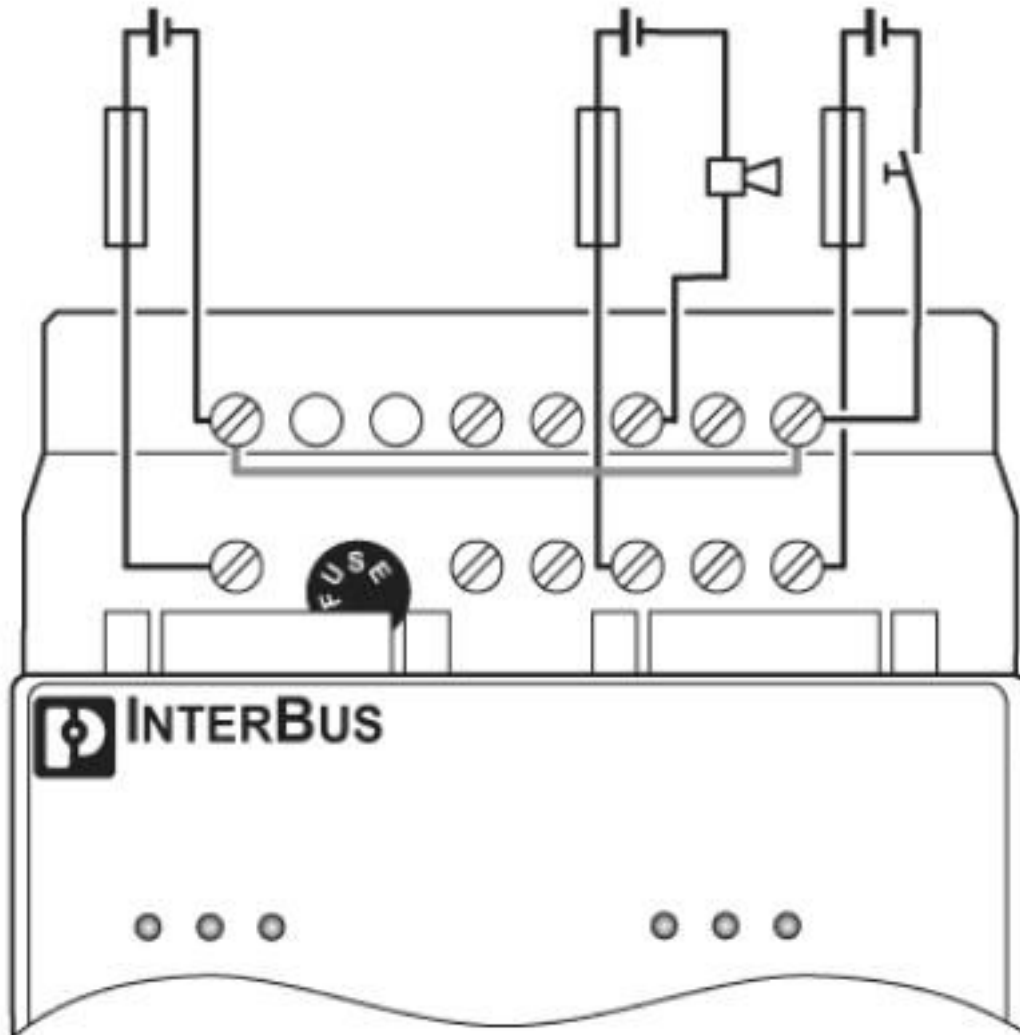
Environmental Product Compliance

REACH SVHC	Lead 7439-92-1
China RoHS	Environmentally Friendly Use Period = 50 years
	For details about hazardous substances go to tab "Downloads", Category "Manufacturer's declaration"

Drawings

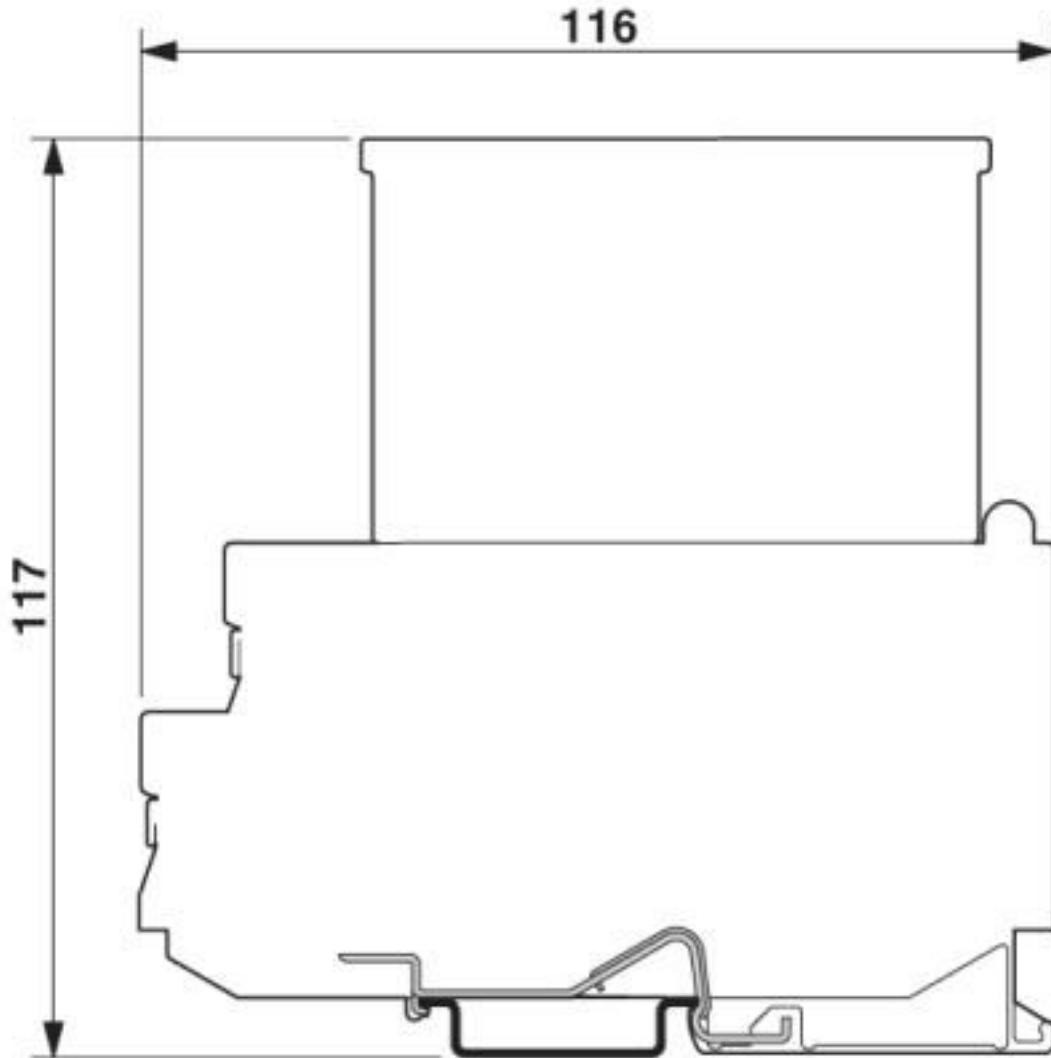
Bus coupler - IBS ST 24 BK RB-T - 2753504

Connection diagram



Bus coupler - IBS ST 24 BK RB-T - 2753504

Dimensional drawing



Classifications

eCl@ss

eCl@ss 10.0.1	27242608
eCl@ss 4.0	27250200
eCl@ss 4.1	27250200
eCl@ss 5.0	27250200
eCl@ss 5.1	27242600
eCl@ss 6.0	27242600
eCl@ss 7.0	27242608
eCl@ss 8.0	27242608
eCl@ss 9.0	27242608

Bus coupler - IBS ST 24 BK RB-T - 2753504

Classifications

ETIM

ETIM 2.0	EC001434
ETIM 3.0	EC001604
ETIM 4.0	EC001604
ETIM 5.0	EC001604
ETIM 6.0	EC001604
ETIM 7.0	EC001604

UNSPSC

UNSPSC 6.01	43172015
UNSPSC 7.0901	43201404
UNSPSC 11	43172015
UNSPSC 12.01	43201404
UNSPSC 13.2	32151602
UNSPSC 18.0	32151602
UNSPSC 19.0	32151602
UNSPSC 20.0	32151602
UNSPSC 21.0	32151602

Approvals


Approvals


Approvals

UL Recognized / cUL Recognized / INTERBUS CLUB / EAC / cULus Recognized

Ex Approvals

Approval details

UL Recognized		http://database.ul.com/cgi-bin/XYV/template/LISEXT/1FRAME/index.htm	FILE E 140324
mm ² /AWG/kcmil		30-12	

cUL Recognized		http://database.ul.com/cgi-bin/XYV/template/LISEXT/1FRAME/index.htm	FILE E 140324
mm ² /AWG/kcmil		30-12	

Bus coupler - IBS ST 24 BK RB-T - 2753504

Approvals

INTERBUS CLUB	293/06.07.00
---------------	--------------

EAC		EAC-Zulassung
-----	--	---------------

cULus Recognized	
------------------	--

Accessories

Accessories

Bridge

Jumper - IB ST LBC - 2836492



Spare local bus cable, for INTERBUS-ST modules

Insertion bridge - EB 84 IB ST BU - 2836269



Insertion bridges, divisible, isolated comb spine, color blue, 84-pos.

Insertion bridge - EB 84 IB ST RD - 2836272



Insertion bridges, divisible, isolated comb spine, color red, 84-pos.

Fuse

Bus coupler - IBS ST 24 BK RB-T - 2753504

Accessories

Fuse - IBS TR5 1AT - 2806600



Replacement fuse, for INTERBUS-ST modules

I/O component

Replacement electronics module - IBS STME 24 BK RB-T - 2752932



Replacement module electronics for IBS ST (ZF) 24 BK RB-T

Replacement clamping part - IBS STTB 24 BK LB-T - 2752699

Replacement clamping part for IBS ST 24 BK RB(LB)-T

Phoenix Contact 2020 © - all rights reserved
<http://www.phoenixcontact.com>

PHOENIX CONTACT GmbH & Co. KG
Flachsmarktstr. 8
32825 Blomberg
Germany
Tel. +49 5235 300
Fax +49 5235 3 41200
<http://www.phoenixcontact.com>

X-ON Electronics

Largest Supplier of Electrical and Electronic Components

Click to view similar products for [I/O Modules](#) category:

Click to view products by [Phoenix Contact](#) manufacturer:

Other Similar products are found below :

[70L-IDC5S](#) [70L-OAC-L](#) [70Z3289-4](#) [G21960000700](#) [G21960002700](#) [G34960002700](#) [G88104401](#) [OACU](#) [C4SWOUT](#) [PB16H](#)
[G34960001700](#) [G3TA-OA101SZ-1](#) [DC24](#) [G77-S](#) [G78-16-E](#) [5607189](#) [DA5](#) [ODC-24A](#) [IDC5P](#) [FC6A-N16B1](#) [6421](#) [70MRCQ32-HL](#)
[G3TAOD201SDC24](#) [C200H-LK201-V1](#) [G3TA-OA202SZ-US](#) [DC12](#) [GT1-OD16](#) [GT1-AD04CST](#) [B7AM-6BS](#) [70GRCQ24-HS](#) [6422](#)
[84110410](#) [GT1-OD16MX](#) [G7VC-OC16-B7](#) [70MRCK24-DIN](#) [6202](#) [6402](#) [PI/NI-2D/24](#) [FC6A-J2C1](#) [FC6A-KC1C](#) [FC6A-R081](#) [FC6A-](#)
[J8CU1](#) [GP32900003700](#) [641-480-5022](#) [PB16H](#) [84145010](#) [84110210](#) [FRUSB1601](#) [PCL-720+-BE](#) [FRRJ451601](#) [AP24MX3DB25F](#) [ADAM-](#)
[5053S-AE](#)