

# Lightning/surge arrester type 1/2 - VAL-MS-T1/T2 175/12.5/3+0-FM - 2800672

Please be informed that the data shown in this PDF Document is generated from our Online Catalog. Please find the complete data in the user's documentation. Our General Terms of Use for Downloads are valid (<http://phoenixcontact.com/download>)




Universal varistor-based plug-in lightning/surge arrester for 3-phase power supply networks with common N and PE (4-conductor system: L1, L2, L3, PEN), with remote indication contact.

## Your advantages

- ✓ Plugs can be checked with CHECKMASTER
- ✓ With floating remote indication contact
- ✓ Secure hold of plugs in the event of high lightning current loads and strong vibrations thanks to new latching
- ✓ Mechanical coding of all slots
- ✓ Optical, mechanical status indication for the individual arresters
- ✓ Pluggable
- ✓ Thermal disconnect device for each individual plug



## Key Commercial Data

Packing unit	1 pc
GTIN	 4 046356 624831
GTIN	4046356624831

## Technical data

### Dimensions

Height	98.7 mm
Width	53.4 mm
Depth	77.5 mm (incl. DIN rail 7.5 mm)
Horizontal pitch	3 Div.

### Ambient conditions

Degree of protection	IP20 (only when all terminal points are used)
Ambient temperature (operation)	-40 °C ... 80 °C
Ambient temperature (storage/transport)	-40 °C ... 80 °C

# Lightning/surge arrester type 1/2 - VAL-MS-T1/T2 175/12.5/3+0-FM - 2800672

## Technical data

### Ambient conditions

Altitude	≤ 2000 m (amsl (above mean sea level))
Permissible humidity (operation)	5 % ... 95 %
Shock (operation)	30g (Half-sine / 11 ms / 3x ±X, ±Y, ±Z)
Vibration (operation)	7.5g (10 ... 500 Hz / 2.5 h / X, Y, Z)

### General

IEC test classification	I / II
	I
	T1 / T2
	T1
EN type	T1 / T2
	T1
IEC power supply system	TN-C
Mode of protection	L-PEN
Mounting type	DIN rail: 35 mm
Color	jet black RAL 9005
Housing material	PA 6.6
	PBT
Degree of pollution	2
Flammability rating according to UL 94	V-0
Type	DIN rail module, two-section, divisible
Surge protection fault message	Optical, remote indicator contact

### Additional descriptions

Note	Nominal voltage UN = 120 V AC/240 V AC split-phase (separate GND)
------	---

### Protective circuit

Nominal voltage $U_N$	120/208 V AC (TN-C)
Nominal frequency $f_N$	50 Hz (60 Hz)
Maximum continuous voltage $U_C$	175 V AC
Rated load current $I_L$	80 A
Residual current $I_{PE}$	≤ 2400 μA
Standby power consumption $P_C$	≤ 420 mVA
Nominal discharge current $I_n$ (8/20) μs	12.5 kA
Maximum discharge current $I_{max}$ (8/20) μs	50 kA
Impulse discharge current (10/350) μs, charge	6.25 As
Impulse discharge current (10/350) μs, specific energy	39 kJ/Ω
Impulse discharge current (10/350) μs, peak value $I_{imp}$	12.5 kA
Total discharge current $I_{total}$ (8/20) μs	150 kA
Total discharge current $I_{total}$ (10/350) μs	37.5 kA

# Lightning/surge arrester type 1/2 - VAL-MS-T1/T2 175/12.5/3+0-FM - 2800672

## Technical data

### Protective circuit

Short-circuit current rating $I_{SCCR}$	25 kA
Voltage protection level $U_p$	$\leq 0.8$ kV
Residual voltage $U_{res}$	$\leq 0.8$ kV (at $I_n$ )
	$\leq 0.7$ kV (at 10 kA)
	$\leq 0.6$ kV (at 5 kA)
	$\leq 0.55$ kV (at 3 kA)
TOV behavior at $U_T$	208 V AC (5 s / withstand mode)
	229 V AC (120 min / withstand mode)
Response time $t_A$	$\leq 25$ ns
Max. backup fuse with V-type through wiring	80 A (gG - 16 mm <sup>2</sup> )
Max. backup fuse with branch wiring	160 A (gG)

### Indicator/remote signaling

Switching function	PDT contact
Operating voltage	5 V AC ... 250 V AC
	30 V DC
Operating current	5 mA AC ... 1.5 A AC
	1 A DC
Connection method	Plug-in/screw connection via COMBICON
Screw thread	M2
Tightening torque	0.25 Nm
Stripping length	7 mm
Conductor cross section flexible	0.14 mm <sup>2</sup> ... 1.5 mm <sup>2</sup>
Conductor cross section solid	0.14 mm <sup>2</sup> ... 1.5 mm <sup>2</sup>
Conductor cross section AWG	28 ... 16

### Connection data

Connection method	Screw connection
Screw thread	M5
Tightening torque	3 Nm (1.5 mm <sup>2</sup> ... 16 mm <sup>2</sup> )
	4.5 Nm (25 mm <sup>2</sup> ... 35 mm <sup>2</sup> )
Stripping length	16 mm
Conductor cross section flexible	1.5 mm <sup>2</sup> ... 25 mm <sup>2</sup>
Conductor cross section solid	1.5 mm <sup>2</sup> ... 35 mm <sup>2</sup>
Conductor cross section AWG	15 ... 2
Connection method	Fork-type cable lug
Conductor cross section flexible	1.5 mm <sup>2</sup> ... 16 mm <sup>2</sup>

### UL specifications

SPD Type	4CA
Maximum continuous operating voltage MCOV (L-L)	350 V AC

# Lightning/surge arrester type 1/2 - VAL-MS-T1/T2 175/12.5/3+0-FM - 2800672

## Technical data

### UL specifications

Maximum continuous operating voltage MCOV (L-G)	175 V AC
Nom. voltage	208/120 V AC
Mode of protection	L-L
	L-G
Power distribution system	Wye
Nominal frequency	50/60 Hz
Measured limiting voltage MLV (L-L)	2800 V
Measured limiting voltage MLV (L-G)	2200 V
Nominal discharge current I <sub>n</sub> (L-L)	20 kA
Nominal discharge current I <sub>n</sub> (L-G)	20 kA

### UL indicator/remote signaling

Operating voltage	125 V AC
Operating current	1 A AC
Tightening torque	4 lb <sub>F</sub> -in.
Conductor cross section AWG	30 ... 14

### UL connection data

Conductor cross section AWG	10 ... 2
Tightening torque	30 lb <sub>F</sub> -in.

### Standards and Regulations

Standards/regulations	IEC 61643-11 2011
	EN 61643-11 2012

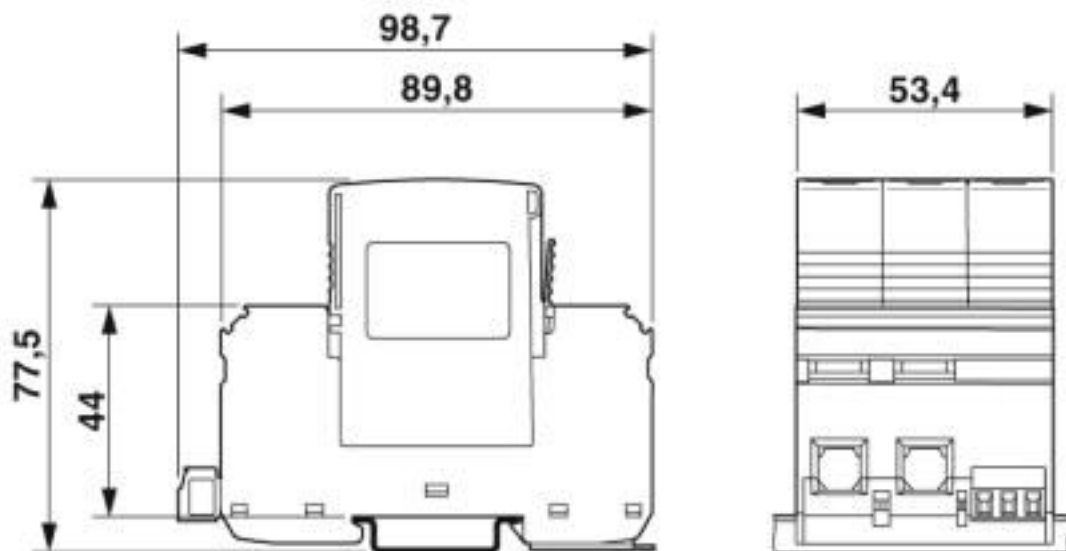
### Environmental Product Compliance

China RoHS	Environmentally Friendly Use Period = 50 years
	For details about hazardous substances go to tab "Downloads", Category "Manufacturer's declaration"

## Drawings

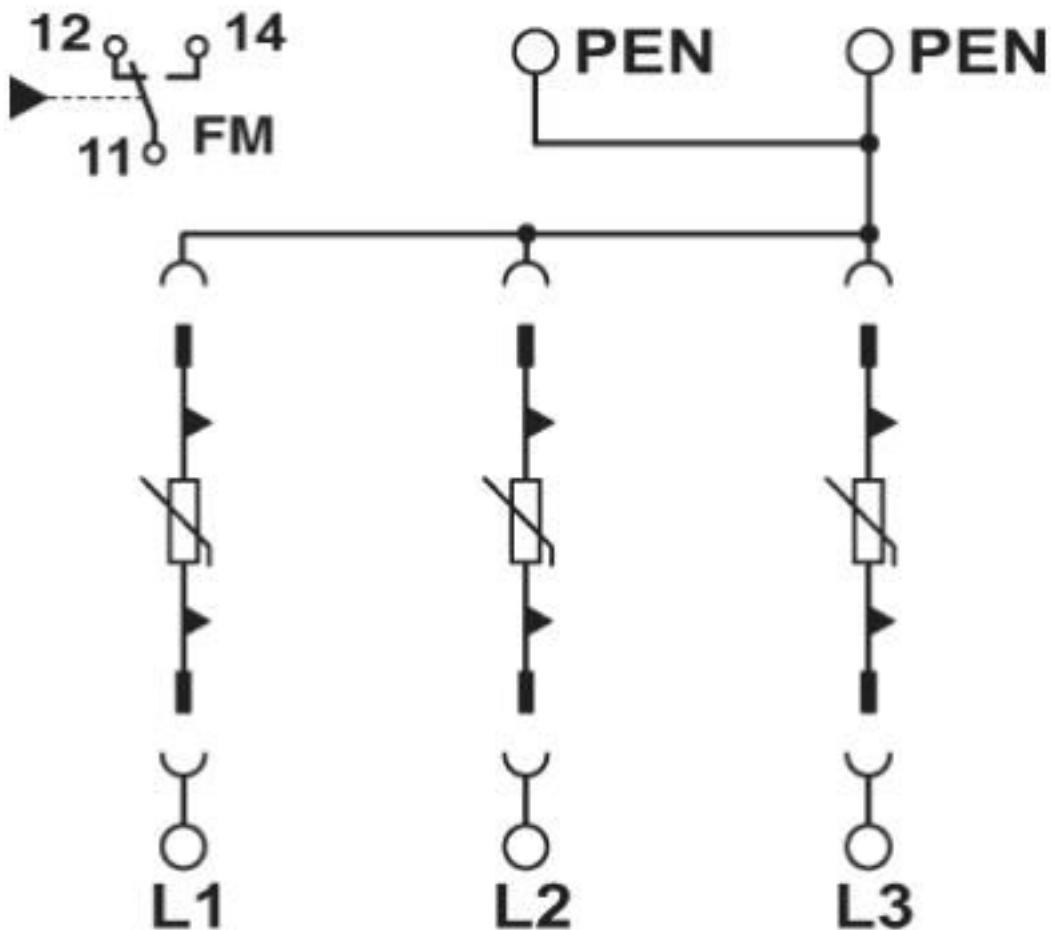
# Lightning/surge arrester type 1/2 - VAL-MS-T1/T2 175/12.5/3+0-FM - 2800672

Dimensional drawing



# Lightning/surge arrester type 1/2 - VAL-MS-T1/T2 175/12.5/3+0-FM - 2800672

Circuit diagram



## Classifications

eCl@ss

eCl@ss 4.0	27140201
eCl@ss 4.1	27130801
eCl@ss 5.0	27130801
eCl@ss 5.1	27130800
eCl@ss 6.0	27130800
eCl@ss 7.0	27130802
eCl@ss 8.0	27130802
eCl@ss 9.0	27130802

ETIM

ETIM 2.0	EC000941
ETIM 3.0	EC000941

# Lightning/surge arrester type 1/2 - VAL-MS-T1/T2 175/12.5/3+0-FM - 2800672

## Classifications

### ETIM

ETIM 4.0	EC000381
ETIM 5.0	EC000381
ETIM 6.0	EC000381
ETIM 7.0	EC000381

### UNSPSC

UNSPSC 6.01	30212010
UNSPSC 7.0901	39121610
UNSPSC 11	39121610
UNSPSC 12.01	39121610
UNSPSC 13.2	39121620
UNSPSC 19.0	39121620

## Accessories

### Accessories

#### Bridge

Wiring bridge - MPB F600X16/ 1GS - 2818355



Wiring bridge flexible, diameter: 16 mm<sup>2</sup>, with a fork-type cable lug on one side, length: 600 mm

Wiring bridge - MPB F600X16/ 1GS - 2818355



Wiring bridge flexible, diameter: 16 mm<sup>2</sup>, with a fork-type cable lug on one side, length: 600 mm

Wiring bridge - MPB F200X16/ 1GS - 2818339



Wiring bridge flexible, diameter 16 mm<sup>2</sup>, with a fork-type cable lug on one side, length: 200 mm

# Lightning/surge arrester type 1/2 - VAL-MS-T1/T2 175/12.5/3+0-FM - 2800672

## Accessories

Wiring bridge - MPB 18/1-10/1.0.0 - 2830443



Wiring bridge for modules with connecting pitch 17.5 mm, 1-phase, 10 pitches with contact sequence 1-0-0

---

Wiring bridge - MPB 18/4-12 - 2809296



Wiring bridge for modules with connecting pitch 17.5 mm, 4-phase, 12-pos.

---

Wiring bridge - MPB 18/4- 8 - 2809283



Wiring bridge for modules with connecting pitch 17.5 mm, 4-phase, 8-pos.

---

Wiring bridge - MPB 18/3- 6 - 2809241



Wiring bridge for modules with connecting pitch 17.5 mm, 3-phase, 6-pos.

---

Wiring bridge - MPB 18/1-57 - 2809238



Wiring bridge for modules with connecting pitch 17.5 mm, 1-phase, 57-pos.

---



# Lightning/surge arrester type 1/2 - VAL-MS-T1/T2 175/12.5/3+0-FM - 2800672

## Accessories

Wiring bridge - MPB 18/1-12 - 2748593



Wiring bridge for modules with connecting pitch 17.5 mm, 1-phase, 12-pos.

---

Wiring bridge - MPB 18/1- 9 - 2748580



Wiring bridge for modules with connecting pitch 17.5 mm, 1-phase, 9-pos.

---

Wiring bridge - MPB 18/1- 8 - 2748577



Wiring bridge for modules with connecting pitch 17.5 mm, 1-phase, 8-pos.

---

Wiring bridge - MPB 18/1- 6 - 2748564



Wiring bridge for modules with connecting pitch 17.5 mm, 1-phase, 6-pos.

---

Wiring bridge - MPB 18/1- 4 - 2809225



Wiring bridge for modules with connecting pitch 17.5 mm, 1-phase, 4-pos.

---

# Lightning/surge arrester type 1/2 - VAL-MS-T1/T2 175/12.5/3+0-FM - 2800672

## Accessories

Wiring bridge - MPB 18/1- 3 - 2809212



Wiring bridge for modules with connecting pitch 17.5 mm, 1-phase, 3-pos.

---

Wiring bridge - MPB 18/1- 2 - 2809209



Wiring bridge for modules with connecting pitch 17.5 mm, 1-phase, 2-pos.

---

## Device marking

Zack marker strip - ZBN 18:UNBEDRUCKT - 2809128



Zack marker strip, Strip, white, unlabeled, can be labeled with: CMS-P1-PLOTTER, PLOTMARK, mounting type: snap into tall marker groove, for terminal block width: 18 mm, lettering field size: 18 x 5 mm, Number of individual labels: 5

---

## Feed-through terminal block

Feed-through terminal block - DK-BIC-35 - 2749880



Feed-through terminal block for VAL and FLT applications

---

## Labeled device marker

Marker for terminal blocks - ZBN 18,LGS:ERDE - 2749589



Marker for terminal blocks, Strip, white, labeled, horizontal: Grounding symbol, mounting type: snap into tall marker groove, for terminal block width: 18 mm, lettering field size: 18 x 5 mm, Number of individual labels: 5

---

## Lightning/surge arrester type 1/2 - VAL-MS-T1/T2 175/12.5/3+0-FM - 2800672

### Accessories

Marker for terminal blocks - ZBN 18,LGS:L1-N,ERDE - 2749576



Marker for terminal blocks, Strip, white, labeled, horizontal: L1, L2, L3, N, GND, mounting type: snap into tall marker groove, for terminal block width: 18 mm, lettering field size: 18 x 5 mm, Number of individual labels: 5

---

### Marker pen

Marker pen - B-STIFT - 1051993



Marker pen, for manual labeling of unprinted Zack strips, smear-proof and waterproof, line thickness 0.5 mm

---

### Spare parts

Type 1/2 surge protection plug - VAL-MS-T1/T2 175/12.5 ST - 2800676



L-N replacement plug for VAL-MS-T1/T2 175/12.5 plug-in lightning/surge arrester.

## X-ON Electronics

Largest Supplier of Electrical and Electronic Components

*Click to view similar products for [Surge Suppressors](#) category:*

*Click to view products by [Phoenix Contact](#) manufacturer:*

Other Similar products are found below :

[GUS1](#) [GUS12](#) [BSPM1A600D600LVR](#) [2800521](#) [29-2053](#) [GUS11](#) [GUS2](#) [GUS3](#) [GUS4](#) [30460](#) [SRA64C060X](#) [PC642C015](#) [1810-15-A3](#)  
[2713175](#) [4B06B-EC1-150LF](#) [SRA6LC](#) [BPMA75D100LV](#) [CX06M](#) [CCTV1](#) [GUS13](#) [GUS14](#) [GUS5](#) [GUS6](#) [VAL-MS 320/3+0-FM](#) [VAL-US-](#)  
[120/40/1+1-FM](#) [VAL-US-120/65/1+1-FM](#) [VAL-US-480D/30/3+0-FM](#) [VAL-US-120/40/1+0-FM](#) [STCHSP121BT1RU](#) [LP-BFDN-CW](#) [LP-](#)  
[STRL-NFF](#) [LP-STRL-DFE](#) [GUS22](#) [0804111](#) [5053609](#) [5053201](#) [SPD2-150-1P0](#) [SPD2-550-1P0](#) [6720005416](#) [6720005417](#) [1-2191595-2](#)  
[STC-CAT6-P0E-I](#) [SPD2-350-1P0](#) [FLT-CP-350-ST](#) [TTC-6P-3-HF-F-M-12DC-UT-I](#) [SMTPA200](#) [2800989](#) [2906776](#) [2906810](#) [2906847](#)