

Surge protection device - PT-IQ-1X2-TELE-UT - 2800769


Please be informed that the data shown in this PDF Document is generated from our Online Catalog. Please find the complete data in the user's documentation. Our General Terms of Use for Downloads are valid (<http://phoenixcontact.com/download>)



Surge protective device, consisting of plug and base element, with integrated multi-stage status indicator on the module, for protecting a double wire for analog and digital telecommunications interfaces (VDSL up to 50 Mbps, on short paths (< 300 m) up to 100 Mbps).



Key Commercial Data

Packing unit	1 pc
GTIN	 4 046356 645072
GTIN	4046356645072

Technical data

Dimensions

Height	91.1 mm
Width	17.7 mm
Depth	77.5 mm (incl. DIN rail 7.5 mm)
Horizontal pitch	1 Div.

Ambient conditions

Ambient temperature (operation)	-40 °C ... 70 °C
Ambient temperature (storage/transport)	-40 °C ... 85 °C
Altitude	≤ 4000 m (amsl (above mean sea level))
Degree of protection	IP20

General

Housing material	PA 6.6
Flammability rating according to UL 94	V-0
Color	jet black RAL 9005
Mounting type	DIN rail: 35 mm
Type	DIN rail module, two-section, divisible
Direction of action	Line-Line & Line-Earth Ground

Surge protection device - PT-IQ-1X2-TELE-UT - 2800769

Technical data

Protective circuit

IEC test classification	C1
	C2
	C3
	D1
	B2
VDE requirement class	C1
	C2
	C3
	D1
	B2
Nominal voltage U_N	180 V DC
Maximum continuous voltage U_C	180 V DC
Rated current	150 mA (25 °C)
Operating effective current I_C at U_C	$\leq 1 \mu A$
Residual current I_{PE}	$\leq 1 \mu A$
Nominal discharge current I_n (8/20) μs (line-line)	10 kA
Nominal discharge current I_n (8/20) μs (line-earth)	10 kA
Pulse discharge current I_{imp} (10/350) μs (line-earth)	2.5 kA
Total discharge current I_{total} (8/20) μs	20 kA
Voltage protection level U_p (line-line)	$\leq 290 V$ (B2 - 100 A)
	$\leq 290 V$ (C1 - 1 kV)
	$\leq 290 V$ (C2 - 10 kV)
	$\leq 300 V$ (C2 - 10 kA)
	$\leq 290 V$ (C3 - 50 A)
Voltage protection level U_p (line-earth)	$\leq 500 V$ (B2 - 100 A)
	$\leq 600 V$ (C1 - 1 kV)
	$\leq 600 V$ (C2 - 10 kV)
	$\leq 650 V$ (C2 - 10 kA)
	$\leq 700 V$ (C3 - 50 A)
Response time t_A (line-line)	$\leq 1 ns$
Response time t_A (line-earth)	$\leq 100 ns$
Input attenuation aE, sym.	typ. 0.3 dB ($\leq 5 MHz / 150 \Omega$)
Cut-off frequency f_g (3 dB), sym. in 150 Ohm system	typ. 25 MHz
Capacity (line-line)	typ. 60 pF
Resistance per path	1.2 $\Omega \pm 5 \%$
Surge protection fault message	Optical, multi-stage
Max. required back-up fuse	150 mA (slow-blow)
Impulse durability (line-line)	C1 - 500 A
	C2 - 10 kA
	C3 - 50 A

Surge protection device - PT-IQ-1X2-TELE-UT - 2800769

Technical data

Protective circuit

	B2 - 100 A
Impulse durability (line-earth)	C1 - 500 A
	C2 - 10 kA
	C3 - 50 A
	B2 - 100 A
	D1 - 2.5 kA
Pulse reset time (line-line)	≤ 30 ms

Connection data

Connection method	Screw connection
Screw thread	M3
Tightening torque	0.5 Nm
Stripping length	8 mm
Conductor cross section flexible	0.2 mm ² ... 2.5 mm ²
Conductor cross section solid	0.2 mm ² ... 4 mm ²
Conductor cross section AWG	24 ... 12

Standards and Regulations

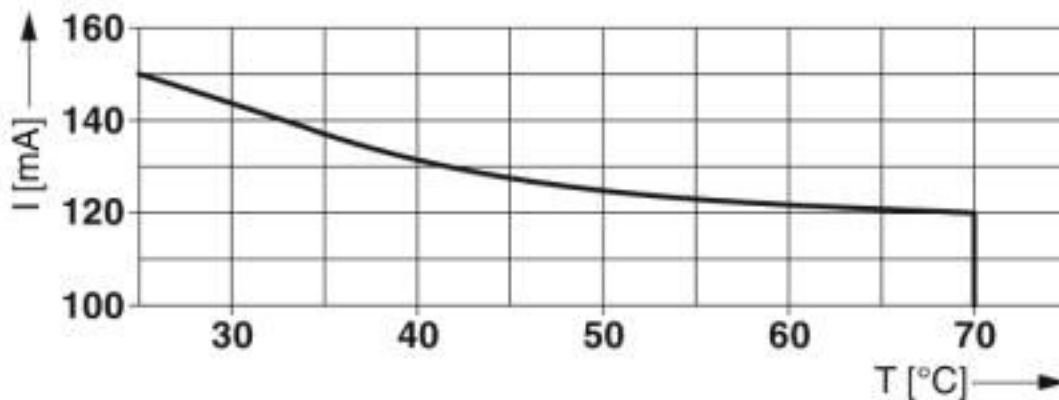
Standards/specifications	IEC 61643-21 2000 + A1:2008 + A2:2012
	EN 61643-21 2001 + A1:2009 + A2:2013
	EN 61000-6-2 2005
	EN 61000-6-3 2007 + A1:2011

Environmental Product Compliance

REACH SVHC	Lead 7439-92-1
China RoHS	Environmentally Friendly Use Period = 50 years
	For details about hazardous substances go to tab "Downloads", Category "Manufacturer's declaration"

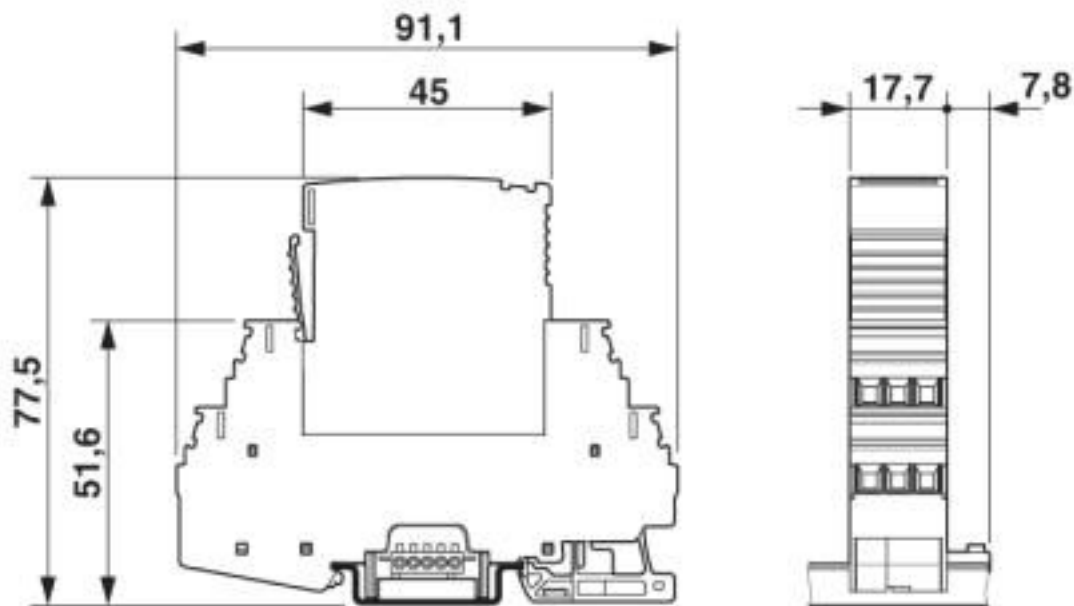
Drawings

Diagram

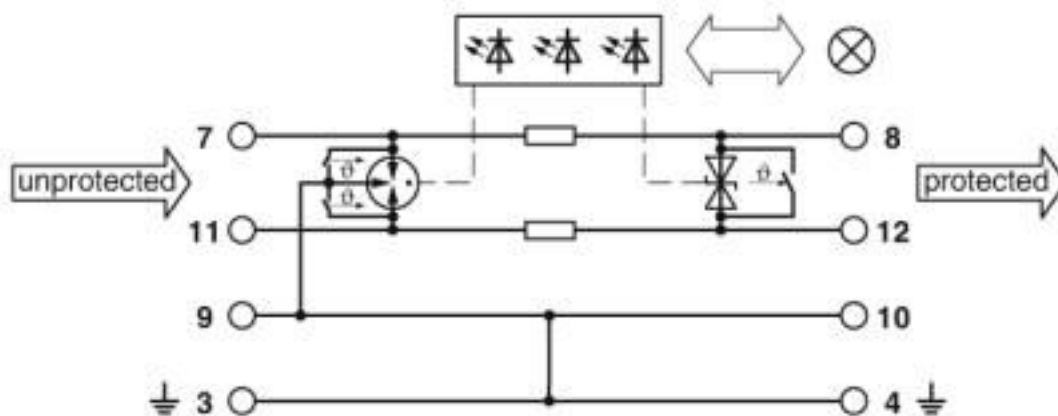


Surge protection device - PT-IQ-1X2-TELE-UT - 2800769

Dimensional drawing



Circuit diagram



Classifications

eCl@ss

eCl@ss 10.0.1	27130807
eCl@ss 4.0	27130800
eCl@ss 4.1	27130800
eCl@ss 5.0	27130800
eCl@ss 5.1	27130800
eCl@ss 6.0	27130800
eCl@ss 7.0	27130807
eCl@ss 8.0	27130807
eCl@ss 9.0	27130807

Surge protection device - PT-IQ-1X2-TELE-UT - 2800769

Classifications

ETIM

ETIM 3.0	EC000943
ETIM 4.0	EC000943
ETIM 5.0	EC000943
ETIM 6.0	EC000943
ETIM 7.0	EC000943

UNSPSC

UNSPSC 6.01	30212010
UNSPSC 7.0901	39121610
UNSPSC 11	39121610
UNSPSC 12.01	39121610
UNSPSC 13.2	39121620
UNSPSC 18.0	39121620
UNSPSC 19.0	39121620
UNSPSC 20.0	39121620
UNSPSC 21.0	39121620

Approvals

Approvals

Approvals

UL Listed / cUL Listed / cULus Listed

Ex Approvals

Approval details

UL Listed		http://database.ul.com/cgi-bin/XYV/template/LISEXT/1FRAME/index.htm	FILE E 477688
-----------	--	---	---------------

cUL Listed		http://database.ul.com/cgi-bin/XYV/template/LISEXT/1FRAME/index.htm	FILE E 477688
------------	--	---	---------------

cULus Listed			
--------------	--	--	--

Surge protection device - PT-IQ-1X2-TELE-UT - 2800769

Accessories

Accessories

Device marking

Zack marker strip - ZBN 18:UNBEDRUCKT - 2809128



Zack marker strip, Strip, white, unlabeled, can be labeled with: CMS-P1-PLOTTER, PLOTMARK, mounting type: snap into tall marker groove, for terminal block width: 18 mm, lettering field size: 18 x 5 mm, Number of individual labels: 5

Labeled terminal marker

Zack Marker strip, flat - ZBF 5,LGS:FORTL.ZAHLEN - 0808671



Zack Marker strip, flat, Strip, white, labeled, printed horizontally: consecutive numbers 1 ... 10, 11 ... 20, etc. up to 491 ... 500, mounting type: snap into flat marker groove, for terminal block width: 5 mm, lettering field size: 5.15 x 5.15 mm, Number of individual labels: 10

Zack Marker strip, flat - ZBF 5,LGS:GERADE ZAHLEN - 0810821



Zack Marker strip, flat, Strip, white, labeled, printed horizontally: consecutive numbers 2 ... 20, 22 ... 40, etc. up to 82 ... 100, mounting type: snap into flat marker groove, for terminal block width: 5 mm, lettering field size: 5.15 x 5.15 mm, Number of individual labels: 10

Zack Marker strip, flat - ZBF 5,LGS:UNGERADE ZAHLEN - 0810863



Zack Marker strip, flat, Strip, white, labeled, printed horizontally: Odd numbers 1 - 19, 21 - 39, etc. up to 81 - 99, mounting type: snap into flat marker groove, for terminal block width: 5 mm, lettering field size: 5.15 x 5.15 mm, Number of individual labels: 10

Zack Marker strip, flat - ZBF 5,QR:FORTL.ZAHLEN - 0808697



Zack Marker strip, flat, Strip, white, labeled, Printed vertically: consecutive numbers 1 ... 10, 11 ... 20, etc. up to 91 ... 100, mounting type: snap into flat marker groove, for terminal block width: 5 mm, lettering field size: 5.15 x 5.15 mm, Number of individual labels: 10

Marker pen

Surge protection device - PT-IQ-1X2-TELE-UT - 2800769

Accessories

Marker pen - X-PEN 0,35 - 0811228



Marker pen without ink cartridge, for manual labeling of markers, labeling extremely wipe-proof, line thickness 0.35 mm

Mounting material

End clamp - E/ME TBUS NS35 GY - 2713780



End clamp, stable construction for DIN rail bus connector

PCB plug

Printed-circuit board connector - FK-MC 0,5/ 5-ST-2,5 - 1881354



PCB connector, nominal current: 4 A, rated voltage (III/2): 160 V, nominal cross section: 0.5 mm², number of positions: 5, pitch: 2.5 mm, connection method: Push-in spring connection, color: green, contact surface: Tin

Terminal marking

Zack Marker strip, flat - ZBF 5:UNBEDRUCKT - 0808642



Zack Marker strip, flat, Strip, white, unlabeled, can be labeled with: PLOTMARK, CMS-P1-PLOTTER, mounting type: snap into flat marker groove, for terminal block width: 5 mm, lettering field size: 5.1 x 5.2 mm, Number of individual labels: 10

Zack Marker strip, flat - ZBF 5/WH-100:UNBEDRUCKT - 0808668



Zack Marker strip, flat, Strip, white, unlabeled, can be labeled with: CMS-P1-PLOTTER, PLOTMARK, mounting type: snap into flat marker groove, for terminal block width: 5 mm, lettering field size: 5.15 x 5.15 mm, Number of individual labels: 10

Necessary add-on products

Surge protection device - PT-IQ-1X2-TELE-UT - 2800769

Accessories

Supply and remote module - PT-IQ-PTB-UT - 2800768



Module for power supply and multi-stage, floating remote signaling of connected surge protection modules.

Additional products

Shield connection - SSA 3-6 - 2839295



Shield fast connection for 3 ... 6 mm cable diameter. Potential connecting cable: 200 mm, 1 mm², color: black

Shield connection - SSA 5-10 - 2839512



Shield fast connection for 5 ... 10 mm cable diameter. Potential connecting cable: 200 mm, 1 mm², color: black

Spare parts

Surge protection plug - PT-IQ-1X2-TELE-P - 2800782



Surge protection plug with integrated multi-stage status indicator on the module, for protecting a double wire from analog and digital telecommunications interfaces (up to 16 Mbps).

DIN rail bus connectors - PT-IQ-17,5-TBUS-5-2.0 - 2906878



DIN rail connector for PT-IQ system for establishing remote signaling and the power supply when a surge protection module is snapped on.

Phoenix Contact 2020 © - all rights reserved
<http://www.phoenixcontact.com>

PHOENIX CONTACT GmbH & Co. KG
Flachmarktstr. 8
32825 Blomberg
Germany
Tel. +49 5235 300
Fax +49 5235 3 41200
<http://www.phoenixcontact.com>

X-ON Electronics

Largest Supplier of Electrical and Electronic Components

Click to view similar products for [Surge Suppressors](#) category:

Click to view products by [Phoenix Contact](#) manufacturer:

Other Similar products are found below :

[GUS1](#) [GUS12](#) [BSPM1A600D600LVR](#) [2800521](#) [29-2053](#) [GUS11](#) [GUS2](#) [GUS3](#) [GUS4](#) [30460](#) [SRA64C060X](#) [PC642C015](#) [1810-15-A3](#)
[2713175](#) [4B06B-EC1-150LF](#) [SRA6LC](#) [BPMA75D100LV](#) [CX06M](#) [CCTV1](#) [GUS13](#) [GUS14](#) [GUS5](#) [GUS6](#) [VAL-MS 320/3+0-FM](#) [VAL-US-](#)
[120/40/1+1-FM](#) [VAL-US-120/65/1+1-FM](#) [VAL-US-480D/30/3+0-FM](#) [VAL-US-120/40/1+0-FM](#) [STCHSP121BT1RU](#) [LP-BFDN-CW](#) [LP-](#)
[STRL-NFF](#) [LP-STRL-DFE](#) [GUS22](#) [0804111](#) [5053609](#) [5053201](#) [SPD2-150-1P0](#) [SPD2-550-1P0](#) [6720005416](#) [6720005417](#) [1-2191595-2](#)
[STC-CAT6-P0E-I](#) [SPD2-350-1P0](#) [FLT-CP-350-ST](#) [TTC-6P-3-HF-F-M-12DC-UT-I](#) [SMTPA200](#) [2800989](#) [2906776](#) [2906810](#) [2906847](#)