

## Surge protection device - LIT 4-24 - 2804678

Please be informed that the data shown in this PDF Document is generated from our Online Catalog. Please find the complete data in the user's documentation. Our General Terms of Use for Downloads are valid (<http://phoenixcontact.com/download>)




Surge protection in one-piece 6.2 mm wide DIN rail module for four floating signal wires.

### Your advantages

- ✔ Complete normal mode voltage protection between all wires
- ✔ Cross-arrester bridging of the reference potential with ME 6,2 TBUS



### Key Commercial Data

Packing unit	10 pc
GTIN	 4 046356 428293
GTIN	4046356428293

### Technical data

#### Dimensions

Height	93.1 mm
Width	6.2 mm
Depth	102.5 mm (incl. DIN rail 7.5 mm)

#### Ambient conditions

Ambient temperature (operation)	-40 °C ... 80 °C
Ambient temperature (storage/transport)	-40 °C ... 80 °C
Altitude	≤ 2000 m (amsl (above mean sea level))
Degree of protection	IP20

#### General

Housing material	PBT
Flammability rating according to UL 94	V-0
Color	anthracite grey RAL 7016
Mounting type	DIN rail: 35 mm

# Surge protection device - LIT 4-24 - 2804678

## Technical data

### General

Type	DIN rail module, one-piece
Direction of action	Line-Line & Line-Earth Ground

### Protective circuit

IEC test classification	C1
	C2
	C3
	D1
Nominal voltage $U_N$	24 V DC
Maximum continuous voltage $U_C$	36 V DC
	25 V AC
Rated current	500 mA (40 °C)
Operating effective current $I_C$ at $U_C$	$\leq 2 \mu A$
Residual current $I_{PE}$	$\leq 4 \mu A$
Nominal discharge current $I_n$ (8/20) $\mu s$ (line-line)	250 A
Nominal discharge current $I_n$ (8/20) $\mu s$ (line-earth)	5 kA
Pulse discharge current $I_{imp}$ (10/350) $\mu s$ (line-earth)	500 A
	2 kA (in total)
Total discharge current $I_{total}$ (8/20) $\mu s$	20 kA
Max. discharge current $I_{max}$ (8/20) $\mu s$ maximum (line-line)	250 A
Max. discharge current $I_{max}$ (8/20) $\mu s$ maximum (line-earth)	10 kA
	20 kA (in total)
Nominal pulse current $I_{an}$ (10/1000) $\mu s$ (line-line)	50 A
Nominal pulse current $I_{an}$ (10/1000) $\mu s$ (line-earth)	50 A
	200 A (in total)
Output voltage limitation at 1 kV/ $\mu s$ (line-line) spike	$\leq 60 V$
Output voltage limitation at 1 kV/ $\mu s$ (line-earth) spike	$\leq 650 V$
Residual voltage at $I_n$ (line-line)	$\leq 60 V$
Residual voltage with $I_{an}$ (10/1000) $\mu s$ (line-line)	$\leq 60 V$
Voltage protection level $U_p$ (line-line)	$\leq 60 V$ (C1 - 500 V / 250 A)
	$\leq 55 V$ (C3 - 10 A)
	$\leq 55 V$ (C3 - 50 A)
Voltage protection level $U_p$ (line-earth)	$\leq 650 V$ (C1 - 500 V / 250 A)
	$\leq 650 V$ (C2 - 10 kV / 5 kA)
	$\leq 650 V$ (C3 - 10 A)
	$\leq 700 V$ (C3 - 50 A)
	$\leq 700 V$ (D1 - 500 A)
Response time $t_A$ (line-line)	$\leq 1 ns$
Response time $t_A$ (line-earth)	$\leq 100 ns$
Input attenuation aE, sym.	typ. 0.3 dB (2.4 MHz/50 $\Omega$ )

# Surge protection device - LIT 4-24 - 2804678

## Technical data

### Protective circuit

	typ. 0.3 dB (700 kHz / 150 Ω)
Cut-off frequency fg (3 dB), sym. in 50 Ohm system	typ. 7.7 MHz
Cut-off frequency fg (3 dB), sym. in 150 Ohm system	typ. 2.5 MHz
Capacity	≤ 1.3 nF (per path)
Resistance per path	0 Ω
Surge protection fault message	none
Max. required back-up fuse	500 mA (T)
Impulse durability (line-line)	C1 - 500 V / 250 A C3 - 50 A
Impulse durability (line-earth)	C1 - 500 V / 250 A C2 - 10 kV / 5 kA C3 - 50 A D1 - 500 A
Alternating current carrying capacity (line-earth)	5 A - 1 s

### Connection data

Connection method	Screw connection
Screw thread	M3
Tightening torque	0.8 Nm
Stripping length	8 mm
Conductor cross section flexible	0.2 mm <sup>2</sup> ... 2.5 mm <sup>2</sup>
Conductor cross section solid	0.2 mm <sup>2</sup> ... 2.5 mm <sup>2</sup>
Conductor cross section AWG	24 ... 14

### Connection, equipotential bonding

Connection method	DIN rail NS35
-------------------	---------------

### Standards and Regulations

Standards/specifications	EN 61643-21 A2:2013
	EN 60079-0 2012
	EN 60079-11 2012
	EN 60079-26 2007
	IEC 60079-0 2011
	IEC 60079-11 2011
	IEC 60079-26 2006

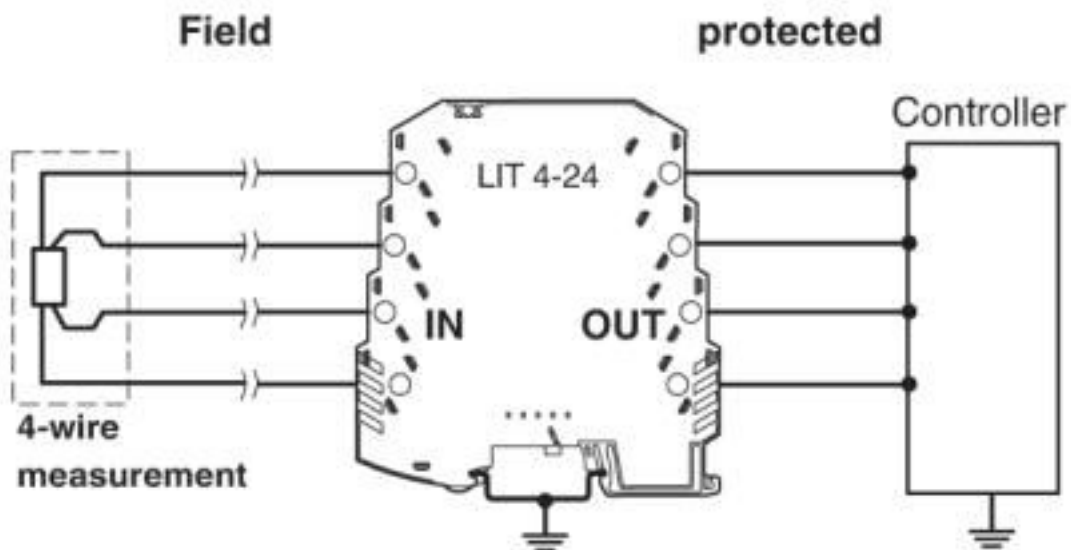
### Environmental Product Compliance

REACH SVHC	Lead 7439-92-1
China RoHS	Environmentally Friendly Use Period = 50 years
	For details about hazardous substances go to tab "Downloads", Category "Manufacturer's declaration"

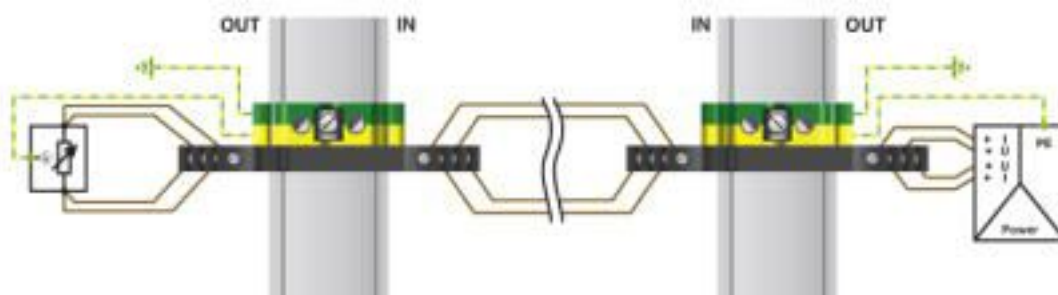
## Drawings

# Surge protection device - LIT 4-24 - 2804678

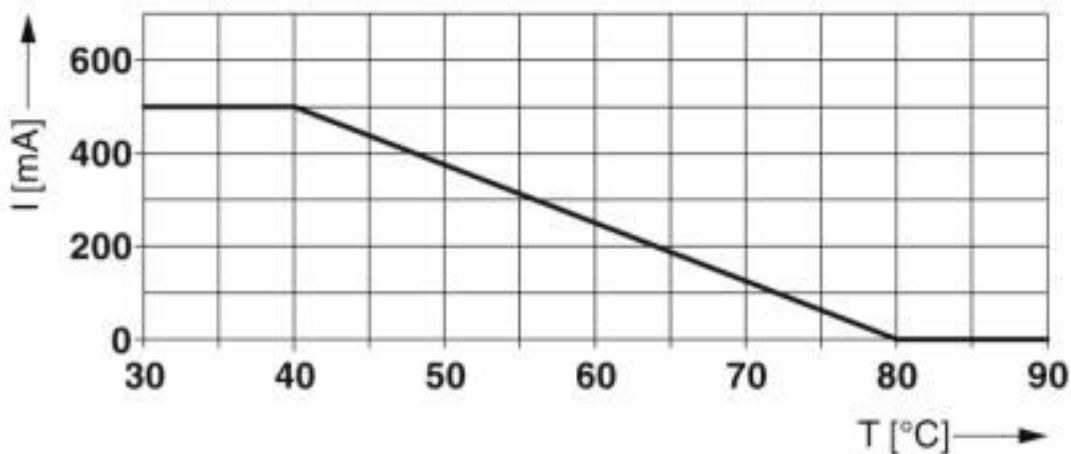
Application drawing



Application drawing

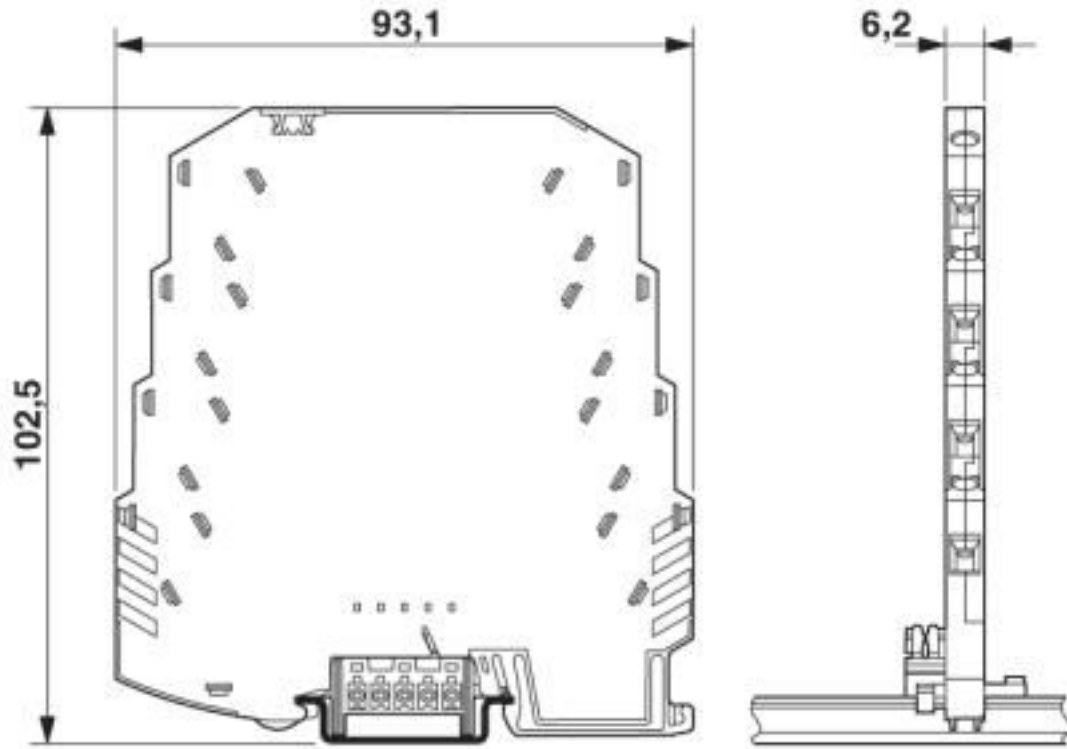


Diagram




# Surge protection device - LIT 4-24 - 2804678

Dimensional drawing

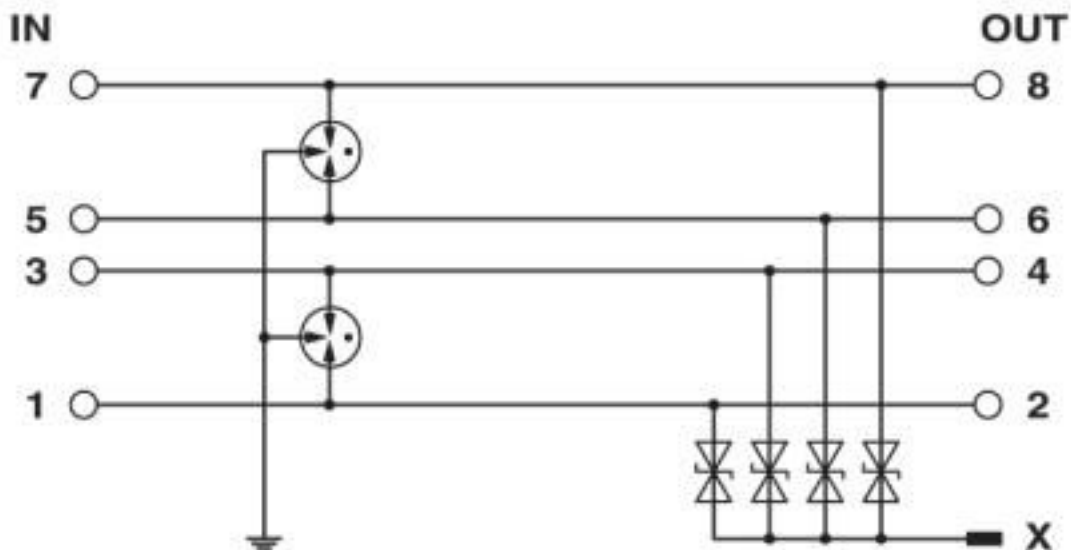


Pictogram



# Surge protection device - LIT 4-24 - 2804678

Circuit diagram



## Classifications

### eCl@ss

eCl@ss 10.0.1	27130807
eCl@ss 4.0	27130800
eCl@ss 4.1	27130800
eCl@ss 5.0	27130800
eCl@ss 5.1	27130800
eCl@ss 6.0	27130800
eCl@ss 7.0	27130807
eCl@ss 8.0	27130807
eCl@ss 9.0	27130807

### ETIM

ETIM 2.0	EC000943
ETIM 3.0	EC000943
ETIM 4.0	EC000943
ETIM 5.0	EC000943
ETIM 6.0	EC000943
ETIM 7.0	EC000943

### UNSPSC

UNSPSC 6.01	30212010
UNSPSC 7.0901	39121610
UNSPSC 11	39121610
UNSPSC 12.01	39121610
UNSPSC 13.2	39121620

# Surge protection device - LIT 4-24 - 2804678

## Classifications

### UNSPSC

UNSPSC 18.0	39121620
UNSPSC 19.0	39121620
UNSPSC 20.0	39121620
UNSPSC 21.0	39121620

## Approvals

### Approvals

#### Approvals

DNV GL / UL Listed / EAC / EAC

#### Ex Approvals

IECEX / ATEX / EAC Ex

### Approval details

DNV GL		<a href="https://approvalfinder.dnvgl.com/">https://approvalfinder.dnvgl.com/</a>	TAE00001N8
--------	--	---	------------

UL Listed		<a href="http://database.ul.com/cgi-bin/XYV/template/LISEXT/1FRAME/index.htm">http://database.ul.com/cgi-bin/XYV/template/LISEXT/1FRAME/index.htm</a>	FILE E 138168
-----------	--	---	---------------

EAC			EAC-Zulassung
-----	--	--	---------------

EAC			RU C-DE.*09.B.00169
-----	--	--	---------------------

## Accessories

### Accessories

DIN rail connector

## Surge protection device - LIT 4-24 - 2804678

### Accessories

DIN rail bus connectors - ME 6,2 TBUS-2 1,5/5-ST-3,81KMGY - 2969401



DIN rail bus connector for potential bridging of devices arranged next to one another across all modules.

---

### PCB plug

Printed-circuit board connector - IMC 1,5/ 5-ST-3,81 - 1857919



PCB connector, nominal current: 8 A, rated voltage (III/2): 160 V, nominal cross section: 1.5 mm<sup>2</sup>, number of positions: 5, pitch: 3.81 mm, connection method: Screw connection with tension sleeve, color: green, contact surface: Tin

---

### Terminal marking

Marker for terminal blocks - UC-TM 6 - 0818085



Marker for terminal blocks, Sheet, white, unlabeled, can be labeled with: BLUEMARK ID COLOR, BLUEMARK ID, BLUEMARK CLED, PLOTMARK, CMS-P1-PLOTTER, mounting type: snap into tall marker groove, for terminal block width: 6.2 mm, lettering field size: 5.6 x 10.5 mm, Number of individual labels: 80

Marker for terminal blocks - UC-TM 6 OG - 0818328



Marker for terminal blocks, Sheet, orange, unlabeled, can be labeled with: BLUEMARK ID COLOR, BLUEMARK ID, BLUEMARK CLED, PLOTMARK, CMS-P1-PLOTTER, mounting type: snap into tall marker groove, for terminal block width: 6.2 mm, lettering field size: 5.6 x 10.5 mm, Number of individual labels: 80

Marker for terminal blocks - UC-TM 6 YE - 0818331



Marker for terminal blocks, Sheet, yellow, unlabeled, can be labeled with: BLUEMARK ID COLOR, BLUEMARK ID, BLUEMARK CLED, PLOTMARK, CMS-P1-PLOTTER, mounting type: snap into tall marker groove, for terminal block width: 6.2 mm, lettering field size: 5.6 x 10.5 mm, Number of individual labels: 80



## Surge protection device - LIT 4-24 - 2804678

### Accessories

#### Marker for terminal blocks - UC-TM 6 BU - 0818344



Marker for terminal blocks, Sheet, blue, unlabeled, can be labeled with: BLUEMARK ID COLOR, BLUEMARK ID, BLUEMARK CLED, PLOTMARK, CMS-P1-PLOTTER, mounting type: snap into tall marker groove, for terminal block width: 6.2 mm, lettering field size: 5.6 x 10.5 mm, Number of individual labels: 80

---

#### Marker for terminal blocks - UC-TM 6 RD - 0818357



Marker for terminal blocks, Sheet, red, unlabeled, can be labeled with: BLUEMARK ID COLOR, BLUEMARK ID, BLUEMARK CLED, PLOTMARK, CMS-P1-PLOTTER, mounting type: snap into tall marker groove, for terminal block width: 6.2 mm, lettering field size: 5.6 x 10.5 mm, Number of individual labels: 80

---

#### Marker for terminal blocks - UC-TM 6 GN - 0818360



Marker for terminal blocks, Sheet, green, unlabeled, can be labeled with: BLUEMARK ID COLOR, BLUEMARK ID, BLUEMARK CLED, PLOTMARK, CMS-P1-PLOTTER, mounting type: snap into tall marker groove, for terminal block width: 6.2 mm, lettering field size: 5.6 x 10.5 mm, Number of individual labels: 80

---

Phoenix Contact 2020 © - all rights reserved  
<http://www.phoenixcontact.com>

PHOENIX CONTACT GmbH & Co. KG  
Flachsmarktstr. 8  
32825 Blomberg  
Germany  
Tel. +49 5235 300  
Fax +49 5235 3 41200  
<http://www.phoenixcontact.com>

## X-ON Electronics

Largest Supplier of Electrical and Electronic Components

*Click to view similar products for [Surge Suppressors](#) category:*

*Click to view products by [Phoenix Contact](#) manufacturer:*

Other Similar products are found below :

[GUS1](#) [GUS12](#) [BSPM1A600D600LVR](#) [2800521](#) [29-2053](#) [GUS11](#) [GUS2](#) [GUS3](#) [30460](#) [SRA64C060X](#) [PC642C015](#) [1810-15-A3](#) [2713175](#)  
[4B06B-EC1-150LF](#) [SRA6LC](#) [BPMA75D100LV](#) [CX06M](#) [CCTV1](#) [GUS13](#) [GUS14](#) [GUS5](#) [GUS6](#) [VAL-MS 320/3+0-FM](#) [VAL-US-](#)  
[120/40/1+1-FM](#) [VAL-US-120/65/1+1-FM](#) [VAL-US-480D/30/3+0-FM](#) [VAL-US-120/40/1+0-FM](#) [LP-BFDN-CW](#) [LP-STRL-NFF](#) [LP-STRL-](#)  
[DFF](#) [GUS22](#) [0804111](#) [5053609](#) [5053201](#) [SPD2-150-1P0](#) [SPD2-550-1P0](#) [6720005416](#) [6720005417](#) [1-2191595-2](#) [STC-CAT6-P0E-I](#) [SPD2-](#)  
[350-1P0](#) [FLT-CP-350-ST](#) [TTC-6P-3-HF-F-M-12DC-UT-I](#) [SMTPA200](#) [2800989](#) [2906776](#) [2906810](#) [2906847](#) [2906848](#) [2906851](#)