

## Relay Module - PR1-RSC3-LV-120AC/2X21AU - 2834546

Please be informed that the data shown in this PDF Document is generated from our Online Catalog. Please find the complete data in the user's documentation. Our General Terms of Use for Downloads are valid (<http://phoenixcontact.com/download>)




Preassembled relay modules with screw connection, consisting of: relay base, multi-layer contact relay, pluggable display or interference suppression module and retaining bracket. Input voltage: 120 V AC, two PDTs, 8 A

### Your advantages

- ✓ Safe isolation between coil and contact side
- ✓ Logical contact arrangement thanks to 1/3-level relay base
- ✓ Operational reliability thanks to sealed relay

RoHS

### Key Commercial Data

Packing unit	5 pc
Minimum order quantity	5 pc
GTIN	 4 046356 044431
GTIN	4046356044431

### Technical data

#### Note

Utilization restriction	EMC: class A product, see manufacturer's declaration in the download area
-------------------------	---

#### Dimensions

Width	16 mm
Height	78.5 mm
Depth	71 mm

#### Ambient conditions

Ambient temperature (operation)	-25 °C ... 60 °C
Ambient temperature (storage/transport)	-25 °C ... 85 °C

#### Coil side

Nominal input voltage $U_N$	120 V AC
-----------------------------	----------

# Relay Module - PR1-RSC3-LV-120AC/2X21AU - 2834546

## Technical data

### Coil side

Typical input current at $U_N$	9 mA (at 50 Hz)
	7 mA (At 60 Hz)
Typical response time	3 ms ... 12 ms
Typical release time range	1.5 ms ... 16 ms
Protective circuit	Varistor
Operating voltage display	Yellow LED
Power dissipation for nominal condition	1.08 W

### Contact side

Contact type	2 PDT
Type of switch contact	Single contact
Contact material	AgNi, hard gold-plated
Maximum switching voltage	30 V AC
	36 V DC
Minimum switching voltage	100 mV (at 10 mA)
Min. switching current	1 mA (at 24 V)
Maximum inrush current	50 mA
Limiting continuous current	50 mA
Interrupting rating (ohmic load) max.	1.2 W (at 24 V DC)

### Contact side (with destroyed gold layer)

Contact material	AgNi
Note	the following values are applicable if a gold layer is destroyed
Maximum switching voltage	250 V AC/DC
Minimum switching voltage	5 V
Limiting continuous current	8 A
Maximum inrush current	15 A (300 ms)
Min. switching current	10 mA
Interrupting rating (ohmic load) max.	2000 VA (for 250 V AC)
Switching capacity	2 A (at 24 V, DC13)
	0.2 A (at 110 V, DC13)
	0.2 A (at 250 V, DC13)
	2 A (at 24 V, AC15)
	2 A (at 120 V, AC15)
	2 A (at 250 V, AC15)

### General

Test voltage relay winding/relay contact	4 kV (50 Hz, 1 min.)
Test voltage relay contact/relay contact	2.5 kV (50 Hz, 1 min.)
Operating mode	100% operating factor
Mechanical service life	$3 \times 10^7$ cycles
Service life, electrical	see diagram

# Relay Module - PR1-RSC3-LV-120AC/2X21AU - 2834546

## Technical data

### General

Mounting position	any
Assembly instructions	In rows with zero spacing

### Connection data input side

Connection name	Coil side
Connection method	Screw connection
Stripping length	8 mm
Screw thread	M3
Conductor cross section solid	0.14 mm <sup>2</sup> ... 2.5 mm <sup>2</sup>
Conductor cross section flexible	0.14 mm <sup>2</sup> ... 2.5 mm <sup>2</sup>
Conductor cross section AWG	26 ... 14

### Connection data output side

Connection name	Contact side
Connection method	Screw connection
Stripping length	8 mm
Screw thread	M3
Conductor cross section solid	0.14 mm <sup>2</sup> ... 2.5 mm <sup>2</sup>
Conductor cross section flexible	0.14 mm <sup>2</sup> ... 2.5 mm <sup>2</sup>
Conductor cross section AWG	26 ... 14

### Standards and Regulations

Standards/regulations	IEC 60664
	EN 50178
Pollution degree	3
Overvoltage category	III

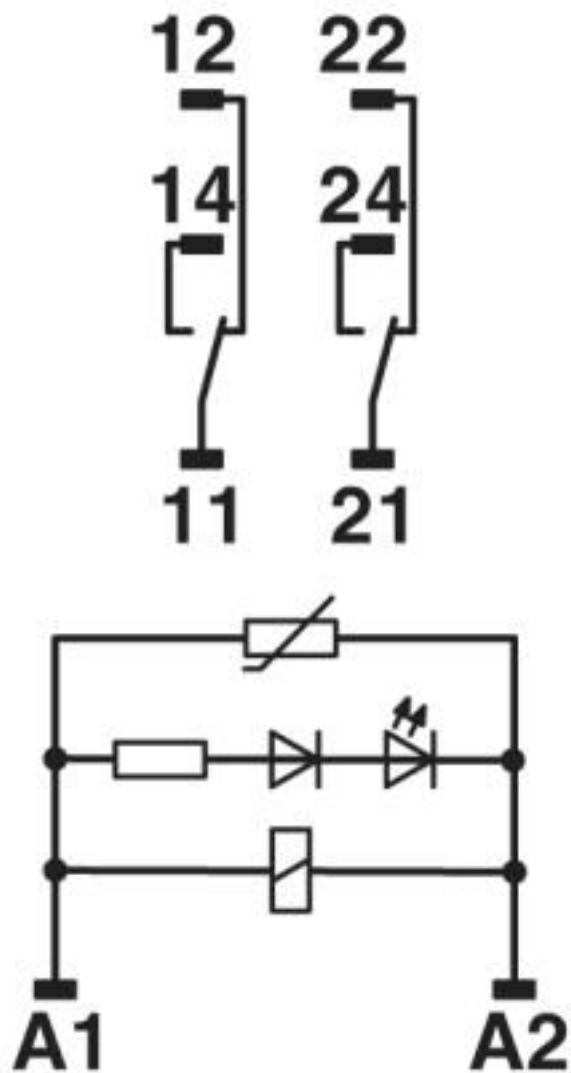
### Environmental Product Compliance

China RoHS	Environmentally Friendly Use Period = 50 years
	For details about hazardous substances go to tab "Downloads", Category "Manufacturer's declaration"

## Drawings

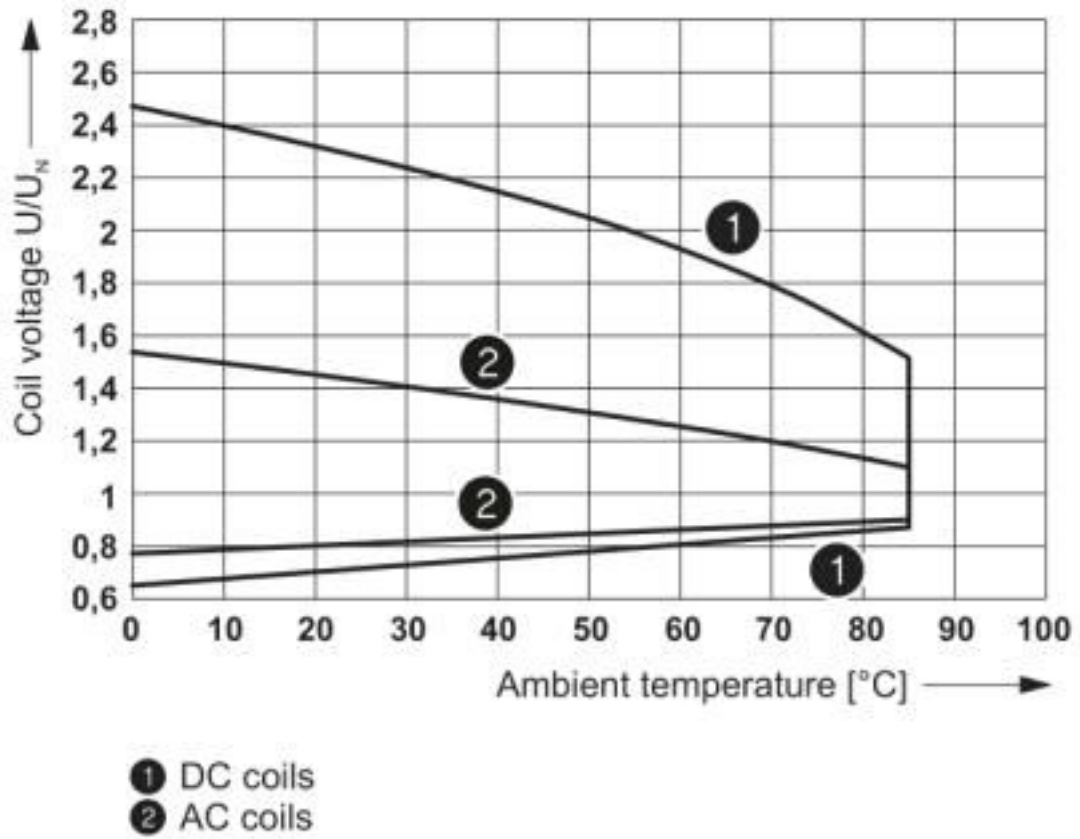
# Relay Module - PR1-RSC3-LV-120AC/2X21AU - 2834546

Circuit diagram



# Relay Module - PR1-RSC3-LV-120AC/2X21AU - 2834546

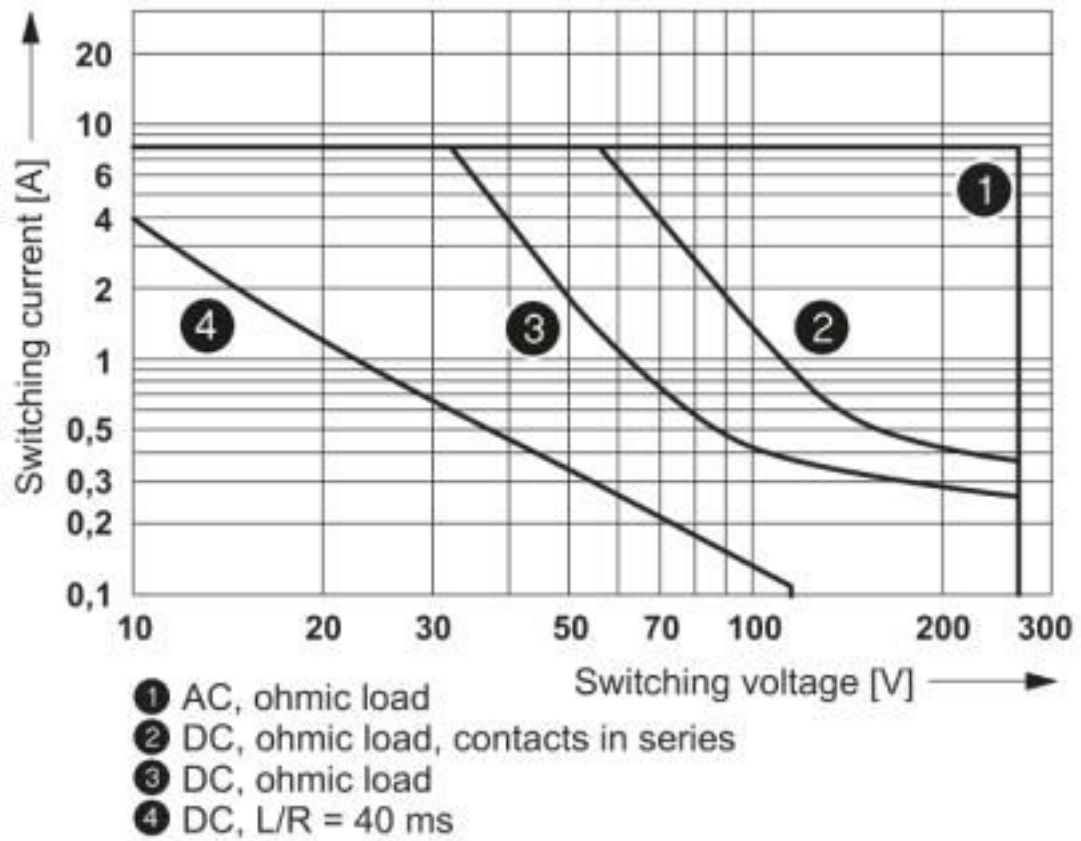
Diagram



Operating voltage range of the relay

# Relay Module - PR1-RSC3-LV-120AC/2X21AU - 2834546

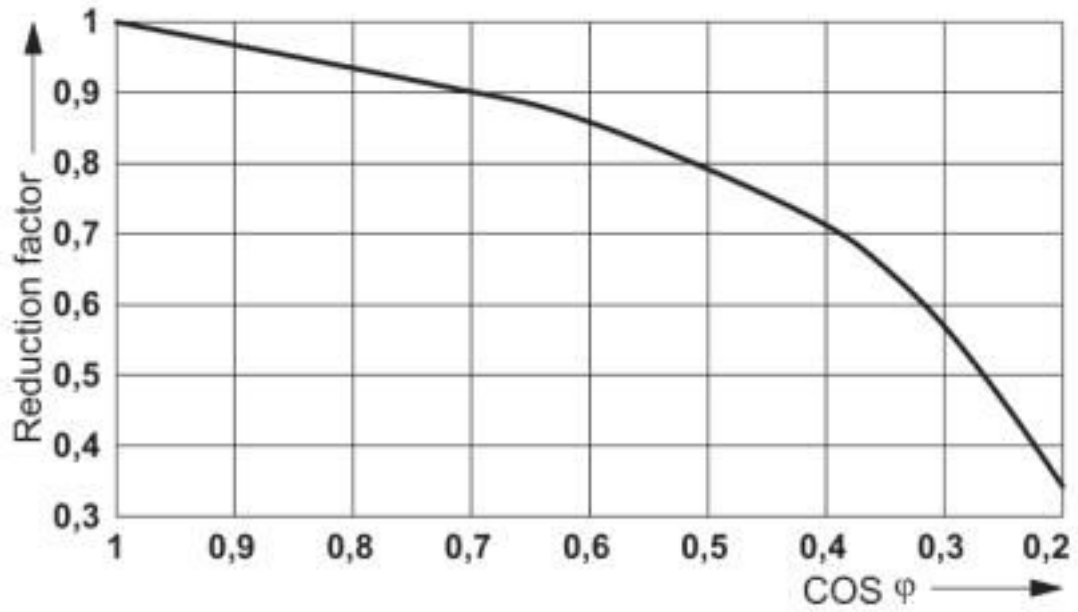
Diagram



Interrupting rating

# Relay Module - PR1-RSC3-LV-120AC/2X21AU - 2834546

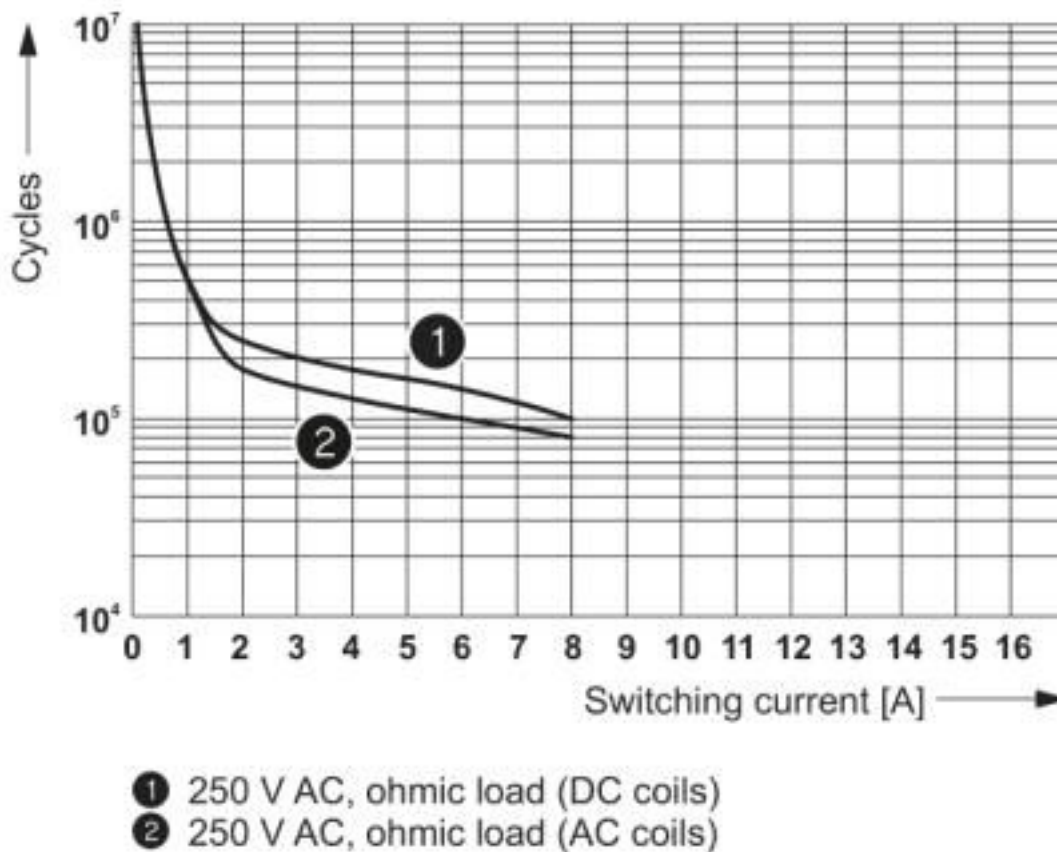
Diagram



Service life reduction factor with various cos phi

# Relay Module - PR1-RSC3-LV-120AC/2X21AU - 2834546

Diagram



Electrical service life

## Articles in set

Relay base - PR1-BSC3/2X21 - 2833521



Relay base PR1..., for miniature power relay or miniature switching relay with 1 or 2 PDT or solid-state relay of same construction, 1/3 level design, screw connections, connection facility for input/interference suppression modules

Single relay - REL-MR-120AC/21-21AU - 2961477



Plug-in miniature power relay, with multi-layer gold contact, 2 PDTs, input voltage 120 V AC



# Relay Module - PR1-RSC3-LV-120AC/2X21AU - 2834546

## Articles in set

Plug-in module - LV-120-230AC/110DC - 2833738



Plug-in module, with varistor and yellow LED, input voltage: 120 ... 230 V AC / 110 V DC  $\pm 20\%$

Retaining bracket - EL1-P16 - 2833547



Relay retaining bracket, with eject function and integrated equipment marking area (7.5 x 15 mm), to suit relay base PR1, for 16 mm high miniature power relay and solid-state relay

Marker labels - MP 1 - 2833631



Equipment marker, labeling surface 6 x 15 mm

## Classifications

### eCl@ss

eCl@ss 4.0	27371100
eCl@ss 4.1	27371100
eCl@ss 5.0	27371600
eCl@ss 5.1	27371600
eCl@ss 6.0	27371600
eCl@ss 7.0	27371601
eCl@ss 8.0	27371601
eCl@ss 9.0	27371601

### ETIM

ETIM 2.0	EC001437
ETIM 3.0	EC001437
ETIM 4.0	EC001437
ETIM 5.0	EC001437
ETIM 6.0	EC001437
ETIM 7.0	EC001437

# Relay Module - PR1-RSC3-LV-120AC/2X21AU - 2834546

## Classifications

### UNSPSC

UNSPSC 6.01	30211916
UNSPSC 7.0901	39121515
UNSPSC 11	39121515
UNSPSC 12.01	39121515
UNSPSC 13.2	39122334
UNSPSC 18.0	39122334
UNSPSC 19.0	39122334
UNSPSC 20.0	39122334
UNSPSC 21.0	39122334

## Approvals

### Approvals

Approvals

EAC / EAC

Ex Approvals

### Approval details

EAC		TR_TS_D_00573_c
-----	--	-----------------

EAC		RU*C- DE.*08.B.00010
-----	--	-------------------------

## Accessories

### Accessories

### Device marking

Label - EML (15X6)R YE - 0819288



Label, Roll, yellow, unlabeled, can be labeled with: THERMOMARK ROLLMASTER 300/600, THERMOMARK X1.2, THERMOMARK ROLL X1, THERMOMARK ROLL 2.0, THERMOMARK ROLL, mounting type: adhesive, lettering field size: 15 x 6 mm, Number of individual labels: 2500

## Relay Module - PR1-RSC3-LV-120AC/2X21AU - 2834546

### Accessories

#### Loop bridge

Wire bridge - DB 50- 90 BU - 2821180

Flexible wire loop bridge, 50-pos., conductor cross-section: 0.5 mm<sup>2</sup>, loop length: 90 mm, ferrule length: 8 mm, color: blue



Wire bridge - DB 50- 90 BK - 2820916

Flexible wire loop bridge, 50-pos., conductor cross-section: 0.5 mm<sup>2</sup>, loop length: 90 mm, ferrule length: 8 mm, color: black



Wire bridge - DB 50- 90 GY - 2820929

Flexible wire loop bridge, 50-pos., conductor cross-section: 0.5 mm<sup>2</sup>, loop length: 90 mm, ferrule length: 8 mm, color: gray



#### Marking material

Marker labels - MP 1 - 2833631



Equipment marker, labeling surface 6 x 15 mm

## X-ON Electronics

Largest Supplier of Electrical and Electronic Components

*Click to view similar products for [Industrial Relays](#) category:*

*Click to view products by [Phoenix Contact](#) manufacturer:*

Other Similar products are found below :

[6-1617801-8](#) [6-1618107-9](#) [7-1618273-3](#) [EV250-4A-02](#) [EV250-6A-01](#) [FCA-125-CX8](#) [FCA-325-159](#) [FCA-410-138](#) [8000-S3121](#) [8-1618273-6](#)  
[8-1618393-1](#) [GCA63A220VAC60HZ](#) [GCA63A277VAC60HZ](#) [GCA63A600VAC60HZ](#) [1-1672275-3](#) [1-1833005-4](#) [H-16/S1](#) [A711Z](#) [H-8C](#)  
[H-8/S11](#) [H-8/S68](#) [ACC530U20](#) [ACC730U30](#) [RF303ZM4-12](#) [DH18DA](#) [1423675-8](#) [AR4-15F13-C01](#) [AR7-41F11](#) [AVR907](#) [15732A200](#)  
[B07B032AC1-0329](#) [B329](#) [B490A](#) [1618279-1](#) [BHR124Y](#) [1810DDB-SX](#) [N417](#) [P30C42A12D1-120](#) [2-1617748-6](#) [2-1618375-1](#) [2-1618396-6](#)  
[2-1618398-1](#) [JMAPD-5XL](#) [JMGACD-5M](#) [JMGSC-5LW](#) [JMGSCD-5L](#) [PBO-18A1218](#) [PBO-40A3040](#) [K8DSPH1200480VAC](#) [KA-3C-12A](#)