

Surge protection plug - PT 2X2-24DC-ST - 2838228

Please be informed that the data shown in this PDF Document is generated from our Online Catalog. Please find the complete data in the user's documentation. Our General Terms of Use for Downloads are valid (<http://phoenixcontact.com/download>)



PT protective connector with protective circuit for two 2-wire floating signal circuits. 24 V DC nominal voltage. HART-compatible.

Your advantages

- ✓ Plugs can be checked with CHECKMASTER
- ✓ Installed in conjunction with the PT 2x2...-BE base element
- ✓ Maximum ease of maintenance thanks to the two-piece design
- ✓ Base element remains an integral part of the installation
- ✓ Consistent plug-in signal circuit protection
- ✓ Protection for two separate floating signal circuits
- ✓ Impedance-neutral disconnection of plug for test and maintenance purposes



Key Commercial Data

Packing unit	10 pc
GTIN	
GTIN	4017918182649

Technical data

Dimensions

Height	44.8 mm
Width	17.5 mm
Depth	51.7 mm
Horizontal pitch	1 Div.
Complete module height	90 mm
Complete module width	17.7 mm
Complete module depth	65.5 mm

Ambient conditions

Ambient temperature (operation)	-40 °C ... 85 °C
---------------------------------	------------------

Surge protection plug - PT 2X2-24DC-ST - 2838228

Technical data

Ambient conditions

Ambient temperature (storage/transport)	-40 °C ... 85 °C
Altitude	≤ 2000 m (amsl (above mean sea level))
Degree of protection	IP20

General

Housing material	PA 6.6
Flammability rating according to UL 94	V-0
Color	jet black RAL 9005
Overvoltage category	II
Degree of pollution	3
Mounting type	on base element
Type	Male
Direction of action	Line-Line & Line-Signal Ground/Shield & optional Signal Ground/Shield-Earth Ground
Arrester can be tested with CHECKMASTER from software version:	From SW rev. 1.00

Additional descriptions

Note	Technical data is valid in association with the following specified base elements:
	PT 2X2+F-BE 2839224
	PT 2X2-BE 2839208

Protective circuit

IEC test classification	C1
	C2
	C3
	D1
Nominal voltage U_N	24 V DC
Maximum continuous voltage U_C	28 V DC
	20 V AC
Rated current	450 mA (45 °C)
Operating effective current I_C at U_C	≤ 5 μA
Residual current I_{PE}	≤ 1 μA (with PT 2X2+F-BE)
	≤ 4 μA (with PT 2X2-BE)
Nominal discharge current I_n (8/20) μs (line-line)	10 kA
Nominal discharge current I_n (8/20) μs (line-earth)	10 kA
Pulse discharge current I_{imp} (10/350) μs	2.5 kA
Total discharge current I_{total} (8/20) μs	20 kA
Max. discharge current I_{max} (8/20) μs maximum (line-line)	10 kA
Max. discharge current I_{max} (8/20) μs maximum (line-earth)	10 kA
Nominal pulse current I_{an} (10/1000) μs (line-line)	25 A
Output voltage limitation at 1 kV/μs (line-line) spike	≤ 45 V

Surge protection plug - PT 2X2-24DC-ST - 2838228

Technical data

Protective circuit

Output voltage limitation at 1 kV/μs (line-earth) spike	≤ 450 V (with PT 2X2-BE)
	≤ 1 kV (with PT 2X2+F-BE)
Output voltage limitation at 1 kV/μs (line-line) static	≤ 40 V
Output voltage limitation at 1 kV/μs (line-earth) static	≤ 25 V (with PT 2X2-BE)
	≤ 50 V (with PT 2X2+F-BE)
Residual voltage at I _n (line-line)	≤ 40 V
Residual voltage at I _n (line-signalground)	≤ 450 V
Residual voltage with I _{an} (10/1000) μs (line-line)	≤ 50 V
Voltage protection level U _p (line-line)	≤ 70 V (C1 - 1 kV/500 A)
	≤ 60 V (C2 - 6 kV / 3 kA)
	≤ 70 V (C2 - 10 kV / 5 kA)
	≤ 50 V (C3 - 25 A)
Voltage protection level U _p (line-earth)	≤ 450 V (C1 - 1 kV / 500 A with PT 2X2-BE)
	≤ 500 V (C2 - 6 kV / 3 kA with PT 2X2-BE)
	≤ 550 V (C2 - 10 kV / 5 kA with PT 2X2-BE)
	≤ 1000 V (C2 - 10 kV / 5 kA with PT 2X2+F-BE)
Voltage protection level U _p static (line-line)	≤ 40 V (C2 - 10 kV / 5 kA)
Voltage protection level U _p static (line-earth)	≤ 50 V (C2 - 10 kV / 5 kA with PT 2X2-BE)
	≤ 100 V (C2 - 10 kV / 5 kA with PT 2X2+F-BE)
Response time t _A (line-line)	≤ 1 ns
Response time t _A (line-earth)	≤ 100 ns
Input attenuation aE, sym.	typ. 0.5 dB (≤ 1 MHz / 50 Ω)
	typ. 0.3 dB (≤ 400 kHz / 150 Ω)
	typ. 0.1 dB (≤ 70 kHz / 600 Ω)
Cut-off frequency f _g (3 dB), sym. in 50 Ohm system	typ. 4.5 MHz
Cut-off frequency f _g (3 dB), sym. in 150 Ohm system	typ. 1.5 MHz
Cut-off frequency f _g (3 dB), sym. in 600 Ohm system	typ. 600 kHz
Capacity (line-line)	typ. 1.4 nF
Capacity (line-earth)	typ. 8 pF (with PT 2X2-BE)
	typ. 2 pF (with PT 2X2+F-BE)
Resistance per path	2.2 Ω ±10 %
Surge protection fault message	none
Max. required back-up fuse	500 mA (T)
Impulse durability (line-line)	C1 - 1 kV / 500 A
	C2 - 6 kV / 3 kA
	C2 - 10 kV / 5 kA
	C3 - 25 A
Impulse durability (line-earth)	C1 - 1 kV / 500 A
	C2 - 6 kV / 3 kA
	C2 - 10 kV / 5 kA

Surge protection plug - PT 2X2-24DC-ST - 2838228

Technical data

Protective circuit

	D1 - 2.5 kA
--	-------------

Connection data

Connection method	Screw connection (in connection with the base element)
Screw thread	M3
Tightening torque	0.5 Nm
Stripping length	8 mm
Conductor cross section flexible	0.2 mm ² ... 2.5 mm ²
Conductor cross section solid	0.2 mm ² ... 4 mm ²
Conductor cross section AWG	24 ... 12

Standards and Regulations

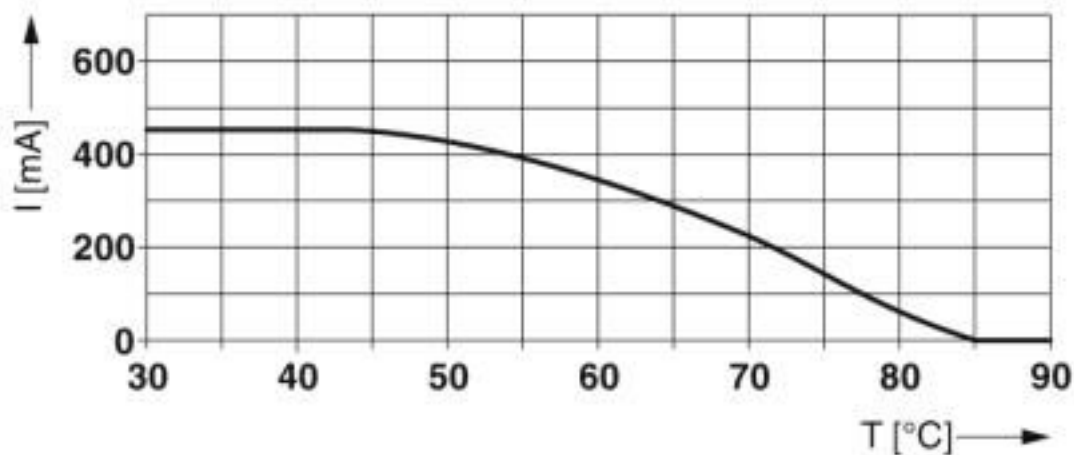
Standards/specifications	IEC 61643-21 2000 + corrigendum 2001 + A1:2008, modified + A2:2012
	EN 61643-21 2001 + A1:2009 + A2:2013

Environmental Product Compliance

REACH SVHC	Lead 7439-92-1
China RoHS	Environmentally Friendly Use Period = 50 years
	For details about hazardous substances go to tab "Downloads", Category "Manufacturer's declaration"

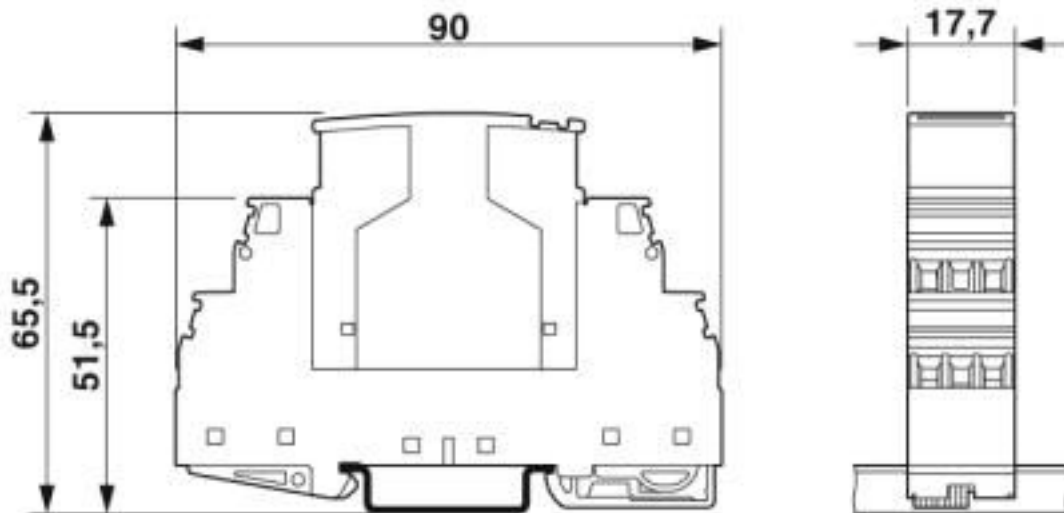
Drawings

Diagram



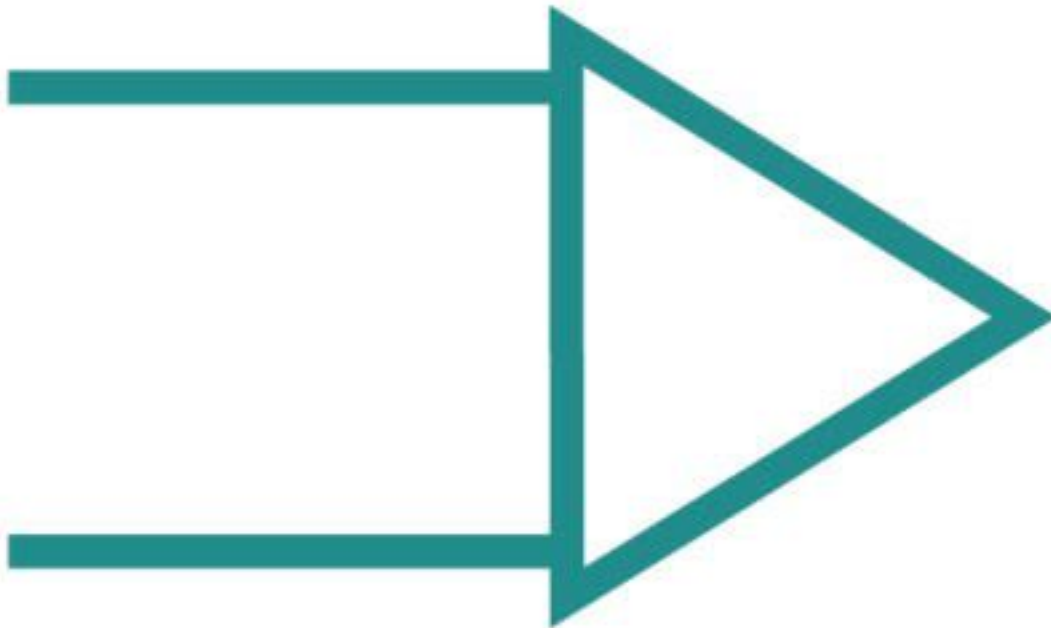
Surge protection plug - PT 2X2-24DC-ST - 2838228

Dimensional drawing



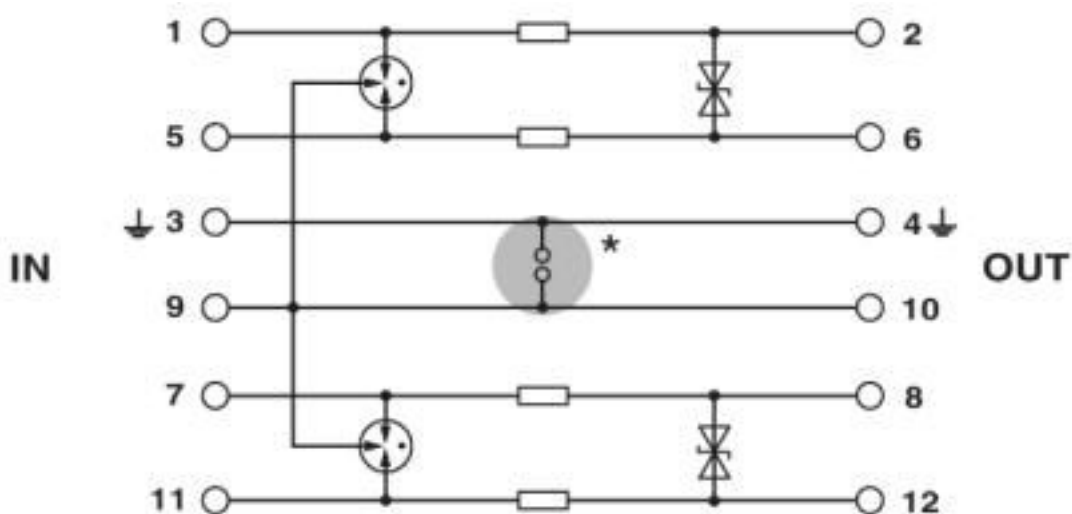
The figure shows the complete module consisting of a base element and connector

Pictogram



Surge protection plug - PT 2X2-24DC-ST - 2838228

Circuit diagram



Classifications

eCl@ss

eCl@ss 10.0.1	27130807
eCl@ss 4.0	27130800
eCl@ss 4.1	27130800
eCl@ss 5.0	27130800
eCl@ss 5.1	27130800
eCl@ss 6.0	27130800
eCl@ss 7.0	27130807
eCl@ss 8.0	27130807
eCl@ss 9.0	27130807

ETIM

ETIM 2.0	EC000943
ETIM 3.0	EC000943
ETIM 4.0	EC000943
ETIM 5.0	EC000943
ETIM 6.0	EC000943
ETIM 7.0	EC000943

UNSPSC

UNSPSC 6.01	30212010
UNSPSC 7.0901	39121610
UNSPSC 11	39121610
UNSPSC 12.01	39121610
UNSPSC 13.2	39121620
UNSPSC 18.0	39121620

Surge protection plug - PT 2X2-24DC-ST - 2838228

Classifications

UNSPSC

UNSPSC 19.0	39121620
UNSPSC 20.0	39121620
UNSPSC 21.0	39121620

Approvals

Approvals

Approvals

DNV GL / UL Listed / EAC / EAC

Ex Approvals


ATEX / UL Listed / cUL Listed / cULus Listed

Approval details

DNV GL		https://approvalfinder.dnvgl.com/	TAE00001N6
--------	---	---	------------

UL Listed		http://database.ul.com/cgi-bin/XYV/template/LISEXT/1FRAME/index.htm	FILE E 138168
-----------	---	---	---------------

Nominal voltage UN	24 V
Nominal current IN	0.45 A

EAC		EAC-Zulassung
-----	---	---------------

EAC		RU C-DE.*09.B.00169
-----	---	---------------------

Accessories

Accessories

Device marking

Surge protection plug - PT 2X2-24DC-ST - 2838228

Accessories

Zack marker strip - ZBN 18:UNBEDRUCKT - 2809128



Zack marker strip, Strip, white, unlabeled, can be labeled with: CMS-P1-PLOTTER, PLOTMARK, mounting type: snap into tall marker groove, for terminal block width: 18 mm, lettering field size: 18 x 5 mm, Number of individual labels: 5

Labeled terminal marker

Zack Marker strip, flat - ZBF 5,LGS:FORTL.ZAHLEN - 0808671



Zack Marker strip, flat, Strip, white, labeled, printed horizontally: consecutive numbers 1 ... 10, 11 ... 20, etc. up to 491 ... 500, mounting type: snap into flat marker groove, for terminal block width: 5 mm, lettering field size: 5.15 x 5.15 mm, Number of individual labels: 10

Zack Marker strip, flat - ZBF 5,LGS:GERADE ZAHLEN - 0810821



Zack Marker strip, flat, Strip, white, labeled, printed horizontally: consecutive numbers 2 ... 20, 22 ... 40, etc. up to 82 ... 100, mounting type: snap into flat marker groove, for terminal block width: 5 mm, lettering field size: 5.15 x 5.15 mm, Number of individual labels: 10

Zack Marker strip, flat - ZBF 5,LGS:UNGERADE ZAHLEN - 0810863



Zack Marker strip, flat, Strip, white, labeled, printed horizontally: Odd numbers 1 - 19, 21 - 39, etc. up to 81 - 99, mounting type: snap into flat marker groove, for terminal block width: 5 mm, lettering field size: 5.15 x 5.15 mm, Number of individual labels: 10

Zack Marker strip, flat - ZBF 5,QR:FORTL.ZAHLEN - 0808697



Zack Marker strip, flat, Strip, white, labeled, Printed vertically: consecutive numbers 1 ... 10, 11 ... 20, etc. up to 91 ... 100, mounting type: snap into flat marker groove, for terminal block width: 5 mm, lettering field size: 5.15 x 5.15 mm, Number of individual labels: 10

Marker pen

Surge protection plug - PT 2X2-24DC-ST - 2838228

Accessories

Marker pen - X-PEN 0,35 - 0811228



Marker pen without ink cartridge, for manual labeling of markers, labeling extremely wipe-proof, line thickness 0.35 mm

Terminal marking

Zack Marker strip, flat - ZBF 5:UNBEDRUCKT - 0808642



Zack Marker strip, flat, Strip, white, unlabeled, can be labeled with: PLOTMARK, CMS-P1-PLOTTER, mounting type: snap into flat marker groove, for terminal block width: 5 mm, lettering field size: 5.1 x 5.2 mm, Number of individual labels: 10

Zack Marker strip, flat - ZBF 5/WH-100:UNBEDRUCKT - 0808668



Zack Marker strip, flat, Strip, white, unlabeled, can be labeled with: CMS-P1-PLOTTER, PLOTMARK, mounting type: snap into flat marker groove, for terminal block width: 5 mm, lettering field size: 5.15 x 5.15 mm, Number of individual labels: 10

Necessary add-on products

Surge protection base element - PT 2X2-BE - 2839208



Base element for protective plug PT with protective circuit for two 2-wire floating signal circuit, bridge between the connections 3-4 (GND) and 9-10, for mounting on NS 35/7.5 and NS 35/15, housing width: 17.5 mm

Surge protection base element - PT 2X2+F-BE - 2839224



Base element for protective plug PT with protective circuit for two 2-wire floating signal circuit, gas-filled surge arrester between the connections 3-4 (GND) and 9-10, for mounting on NS 35/7.5 and NS 35/15, housing width: 17.5 mm

Additional products

Surge protection plug - PT 2X2-24DC-ST - 2838228

Accessories

Shield connection - SSA 3-6 - 2839295



Shield fast connection for 3 ... 6 mm cable diameter. Potential connecting cable: 200 mm, 1 mm², color: black

Shield connection - SSA 5-10 - 2839512



Shield fast connection for 5 ... 10 mm cable diameter. Potential connecting cable: 200 mm, 1 mm², color: black

Phoenix Contact 2020 © - all rights reserved
<http://www.phoenixcontact.com>

PHOENIX CONTACT GmbH & Co. KG
Flachsmarktstr. 8
32825 Blomberg
Germany
Tel. +49 5235 300
Fax +49 5235 3 41200
<http://www.phoenixcontact.com>

X-ON Electronics

Largest Supplier of Electrical and Electronic Components

Click to view similar products for [Surge Suppressors](#) category:

Click to view products by [Phoenix Contact](#) manufacturer:

Other Similar products are found below :

[GUS1](#) [GUS12](#) [BSPM1A600D600LVR](#) [2800521](#) [29-2053](#) [GUS11](#) [GUS2](#) [GUS3](#) [GUS4](#) [30460](#) [SRA64C060X](#) [PC642C015](#) [1810-15-A3](#)
[2713175](#) [4B06B-EC1-150LF](#) [SRA6LC](#) [BPMA75D100LV](#) [CX06M](#) [CCTV1](#) [GUS13](#) [GUS14](#) [GUS5](#) [GUS6](#) [VAL-MS 320/3+0-FM](#) [VAL-US-](#)
[120/40/1+1-FM](#) [VAL-US-120/65/1+1-FM](#) [VAL-US-480D/30/3+0-FM](#) [VAL-US-120/40/1+0-FM](#) [STCHSP121BT1RU](#) [LP-BFDN-CW](#) [LP-](#)
[STRL-NFF](#) [LP-STRL-DFE](#) [GUS22](#) [0804111](#) [5053609](#) [5053201](#) [SPD2-150-1P0](#) [SPD2-550-1P0](#) [6720005416](#) [6720005417](#) [1-2191595-2](#)
[STC-CAT6-P0E-I](#) [SPD2-350-1P0](#) [FLT-CP-350-ST](#) [TTC-6P-3-HF-F-M-12DC-UT-I](#) [SMTPA200](#) [2800989](#) [2906776](#) [2906810](#) [2906847](#)