

Surge protection plug - PT 1X2-12AC-ST - 2856045

Please be informed that the data shown in this PDF Document is generated from our Online Catalog. Please find the complete data in the user's documentation. Our General Terms of Use for Downloads are valid (<http://phoenixcontact.com/download>)



PT protective connector with protective circuit for a 2-wire floating signal circuit. HART-compatible.


The figure shows the PT 1x2-48DC-ST version

Your advantages

- ✓ Plugs can be checked with CHECKMASTER
- ✓ Installed in conjunction with the PT 1x2...-BE base element
- ✓ Maximum ease of maintenance thanks to the two-piece design
- ✓ Base element remains an integral part of the installation
- ✓ Consistent plug-in signal circuit protection
- ✓ Protection for a floating signal circuit
- ✓ Impedance-neutral disconnection of plug for test and maintenance purposes



Key Commercial Data

Packing unit	10 pc
GTIN	 4 017918 599195
GTIN	4017918599195

Technical data

Dimensions

Height	45 mm
Width	17.7 mm
Depth	52 mm
Horizontal pitch	1 Div.
Complete module height	90 mm
Complete module width	17.7 mm
Complete module depth	65.5 mm

Ambient conditions

Surge protection plug - PT 1X2-12AC-ST - 2856045

Technical data

Ambient conditions

Ambient temperature (operation)	-40 °C ... 85 °C
Ambient temperature (storage/transport)	-40 °C ... 85 °C
Altitude	≤ 2000 m (amsl (above mean sea level))
Degree of protection	IP20

General

Housing material	PA 6.6
Flammability rating according to UL 94	V-0
Color	jet black RAL 9005
Mounting type	on base element
Type	Male
Number of positions	2
Direction of action	Line-Line & Line-Signal Ground/Shield & optional Signal Ground/Shield-Earth Ground
Arrester can be tested with CHECKMASTER from software version:	From SW rev. 1.00

Additional descriptions

Note	Technical data is valid in association with the following specified base elements:
	PT 1X2+F-BE 2856126
	PT 1X2-BE 2856113

Protective circuit

IEC test classification	C1
	C2
	C3
	D1
Nominal voltage U_N	12 V AC
Maximum continuous voltage U_C	18 V DC
	13 V AC
Rated current	450 mA (45 °C)
Operating effective current I_C at U_C	≤ 5 A
Residual current I_{PE}	≤ 1 μA (with PT 1X2+F-BE)
	≤ 2 μA (with PT 1X2-BE)
Nominal discharge current I_n (8/20) μs (line-line)	10 kA
Nominal discharge current I_n (8/20) μs (line-earth)	10 kA
Pulse discharge current I_{imp} (10/350) μs	2.5 kA
Total discharge current I_{total} (8/20) μs	20 kA
Max. discharge current I_{max} (8/20) μs maximum (line-line)	10 kA
Max. discharge current I_{max} (8/20) μs maximum (line-earth)	10 kA
Nominal pulse current I_{an} (10/1000) μs (line-line)	49 A
Output voltage limitation at 1 kV/μs (line-line) spike	≤ 25 V

Surge protection plug - PT 1X2-12AC-ST - 2856045

Technical data

Protective circuit

Output voltage limitation at 1 kV/μs (line-earth) spike	≤ 450 V (with PT 1X2-BE)
	≤ 1 kV (with PT 1X2+F-BE)
Output voltage limitation at 1 kV/μs (line-line) static	≤ 25 V
Output voltage limitation at 1 kV/μs (line-earth) static	≤ 25 V (with PT 1X2-BE)
	≤ 50 V (with PT 1X2+F-BE)
Residual voltage at I _n (line-line)	≤ 25 V
Residual voltage with I _{an} (10/1000) μs (line-line)	≤ 31 V
Voltage protection level U _p (line-line)	≤ 55 V (C2 - 10 kV / 5 kA)
Voltage protection level U _p (line-earth)	≤ 450 V (C1 - 1 kV / 500 A with PT 1X2-BE)
	≤ 1000 V (C2 - 10 kV / 5 kA with PT 1X2+F-BE)
Voltage protection level U _p static (line-line)	≤ 25 V (C2 - 10 kV / 5 kA)
Voltage protection level U _p static (line-earth)	≤ 50 V (C2 - 10 kV / 5 kA with PT 1X2-BE)
	≤ 100 V (C2 - 10 kV / 5 kA with PT 1X2+F-BE)
Response time t _A (line-line)	≤ 1 ns
Response time t _A (line-earth)	≤ 100 ns
Input attenuation aE, sym.	typ. 0.5 dB (≤ 700 kHz / 50 Ω)
	typ. 0.2 dB (≤ 250 kHz / 150 Ω)
	typ. 0.1 dB (≤ 60 kHz / 600 Ω)
Cut-off frequency f _g (3 dB), sym. in 50 Ohm system	typ. 4 MHz
Cut-off frequency f _g (3 dB), sym. in 150 Ohm system	typ. 1.5 MHz
Cut-off frequency f _g (3 dB), sym. in 600 Ohm system	typ. 400 kHz
Capacity (line-line)	typ. 2.5 nF
Capacity (line-earth)	typ. 4 pF (with PT 1X2-BE)
	typ. 2 pF (with PT 1X2+F-BE)
Resistance per path	2.2 Ω ±10 %
Surge protection fault message	none
Max. required back-up fuse	500 mA (T)
Impulse durability (line-line)	C2 - 10 kV / 5 kA
	C3 - 49 A
Impulse durability (line-earth)	C1 - 1 kV / 500 A
	C2 - 10 kV / 5 kA
	D1 - 2.5 kA

Connection data

Connection method	Screw connection (in connection with the base element)
Connection method IN	PLUGTRAB plug-in system
Connection method OUT	PLUGTRAB plug-in system
Screw thread	M3
Tightening torque	0.5 Nm
Stripping length	8 mm
Conductor cross section flexible	0.2 mm ² ... 2.5 mm ²

Surge protection plug - PT 1X2-12AC-ST - 2856045

Technical data

Connection data

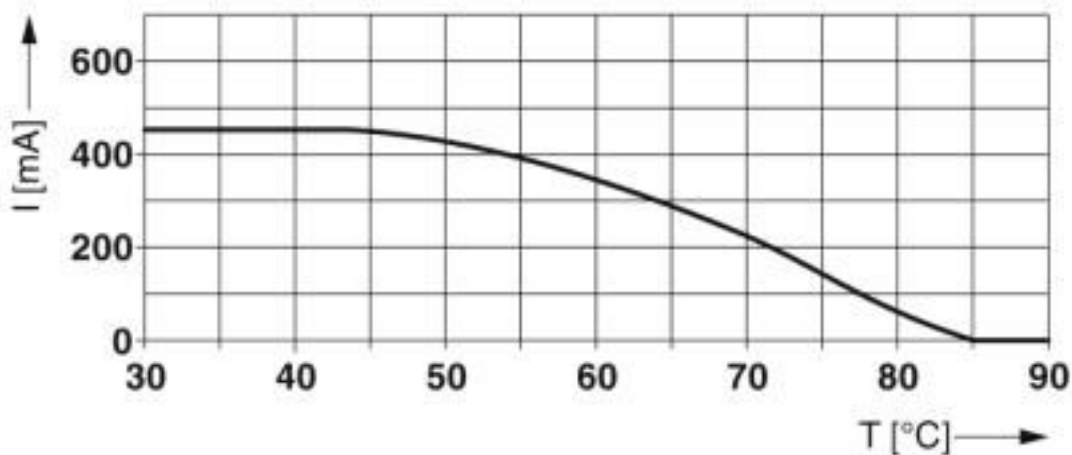
Conductor cross section solid	0.2 mm ² ... 4 mm ²
Conductor cross section AWG	24 ... 12

Standards and Regulations

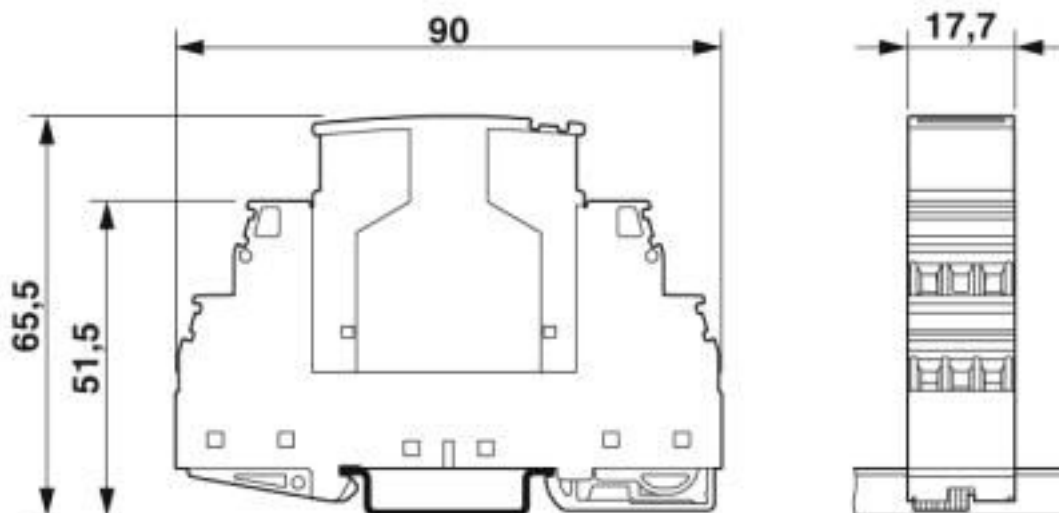
Standards/specifications	IEC 61643-21 2000 + corrigendum 2001 + A1:2008, modified + A2:2012
	EN 61643-21 2001 + A1:2009 + A2:2013

Drawings

Diagram



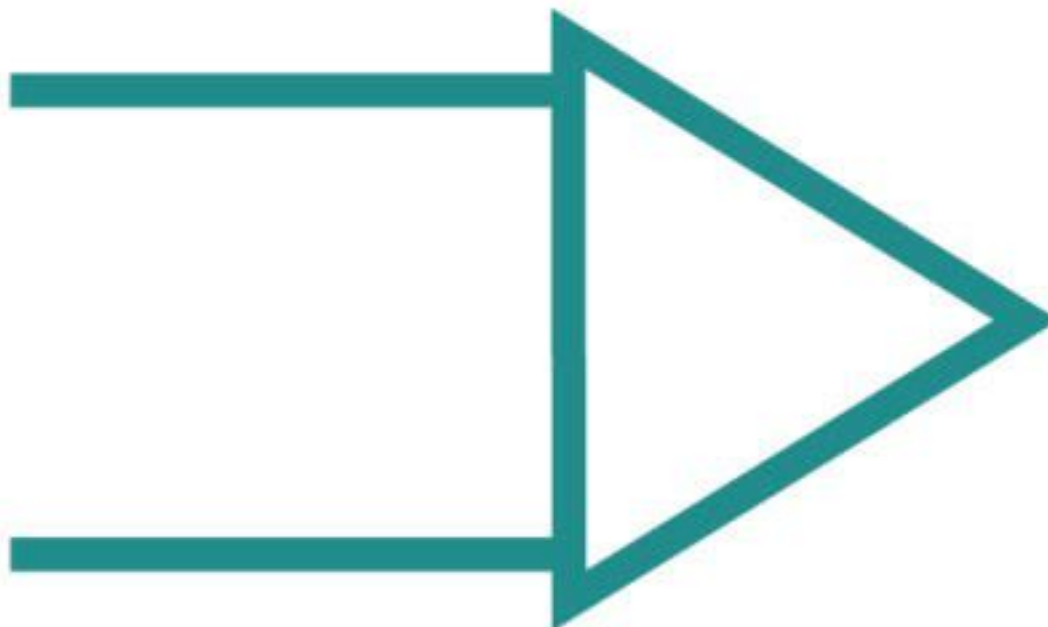
Dimensional drawing



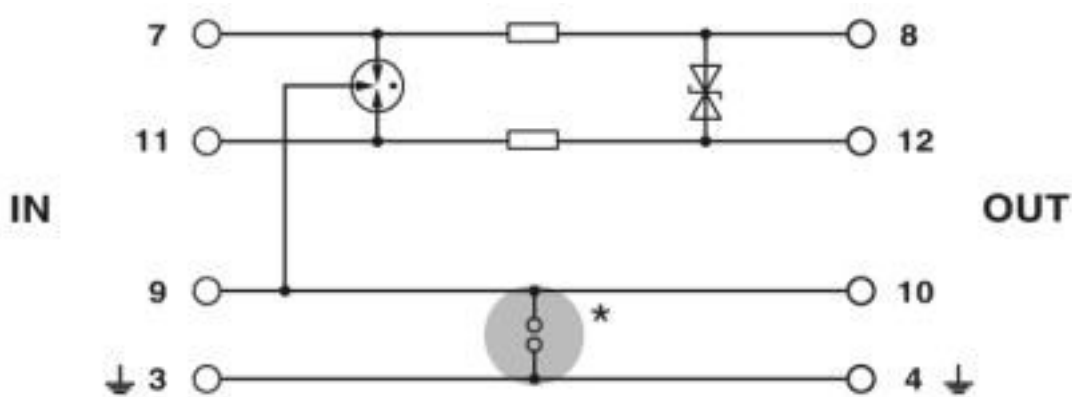
The figure shows the complete module consisting of a base element and connector

Surge protection plug - PT 1X2-12AC-ST - 2856045

Pictogram



Circuit diagram



Classifications

eCl@ss

eCl@ss 4.0	27140201
eCl@ss 4.1	27130801
eCl@ss 5.0	27130801
eCl@ss 5.1	27130800
eCl@ss 6.0	27130800
eCl@ss 7.0	27130807
eCl@ss 8.0	27130807
eCl@ss 9.0	27130807

Surge protection plug - PT 1X2-12AC-ST - 2856045

Classifications

ETIM

ETIM 2.0	EC000943
ETIM 3.0	EC000943
ETIM 4.0	EC000943
ETIM 5.0	EC000943
ETIM 6.0	EC000943

UNSPSC

UNSPSC 6.01	30212010
UNSPSC 7.0901	39121610
UNSPSC 11	39121610
UNSPSC 12.01	39121610
UNSPSC 13.2	39121620
UNSPSC 19.0	39121620

Accessories

Accessories

Device marking

Zack marker strip - ZBN 18:UNBEDRUCKT - 2809128



Zack marker strip, Strip, white, unlabeled, can be labeled with: CMS-P1-PLOTTER, PLOTMARK, mounting type: snap into tall marker groove, for terminal block width: 18 mm, lettering field size: 18 x 5 mm, Number of individual labels: 5

Labeled terminal marker

Zack Marker strip, flat - ZBF 5,LGS:FORTL.ZAHLEN - 0808671



Zack Marker strip, flat, Strip, white, labeled, printed horizontally: consecutive numbers 1 ... 10, 11 ... 20, etc. up to 491 ... 500, mounting type: snap into flat marker groove, for terminal block width: 5 mm, lettering field size: 5.15 x 5.15 mm, Number of individual labels: 10

Zack Marker strip, flat - ZBF 5,LGS:GERADE ZAHLEN - 0810821



Zack Marker strip, flat, Strip, white, labeled, printed horizontally: consecutive numbers 2 ... 20, 22 ... 40, etc. up to 82 ... 100, mounting type: snap into flat marker groove, for terminal block width: 5 mm, lettering field size: 5.15 x 5.15 mm, Number of individual labels: 10

Surge protection plug - PT 1X2-12AC-ST - 2856045

Accessories

Zack Marker strip, flat - ZBF 5,LGS:UNGERADE ZAHLEN - 0810863



Zack Marker strip, flat, Strip, white, labeled, printed horizontally: Odd numbers 1 - 19, 21 - 39, etc. up to 81 - 99, mounting type: snap into flat marker groove, for terminal block width: 5 mm, lettering field size: 5.15 x 5.15 mm, Number of individual labels: 10

Zack Marker strip, flat - ZBF 5,QR:FORTL.ZAHLEN - 0808697



Zack Marker strip, flat, Strip, white, labeled, Printed vertically: consecutive numbers 1 ... 10, 11 ... 20, etc. up to 91 ... 100, mounting type: snap into flat marker groove, for terminal block width: 5 mm, lettering field size: 5.15 x 5.15 mm, Number of individual labels: 10

Marker pen

Marker pen - X-PEN 0,35 - 0811228



Marker pen without ink cartridge, for manual labeling of markers, labeling extremely wipe-proof, line thickness 0.35 mm

Terminal marking

Zack Marker strip, flat - ZBF 5:UNBEDRUCKT - 0808642



Zack Marker strip, flat, Strip, white, unlabeled, can be labeled with: PLOTMARK, CMS-P1-PLOTTER, mounting type: snap into flat marker groove, for terminal block width: 5 mm, lettering field size: 5.1 x 5.2 mm, Number of individual labels: 10

Zack Marker strip, flat - ZBF 5/WH-100:UNBEDRUCKT - 0808668



Zack Marker strip, flat, Strip, white, unlabeled, can be labeled with: CMS-P1-PLOTTER, PLOTMARK, mounting type: snap into flat marker groove, for terminal block width: 5 mm, lettering field size: 5.15 x 5.15 mm, Number of individual labels: 10

Necessary add-on products

Surge protection plug - PT 1X2-12AC-ST - 2856045

Accessories

Surge protection base element - PT 1X2-BE - 2856113



Base element for protective plug PT with protective circuit for a 2-core floating signal circuit. Mounting on NS 35/7.5 und NS 35/15, housing width: 17.5 mm.

Surge protection base element - PT 1X2+F-BE - 2856126



Base element for protective plug PT with protective circuit for a 2-core floating signal circuit. Integrated gas arrester as coarse protection between GND and PE. Mounting on NS 35/7.5 und NS 35/15, housing width: 17.5 mm.

Additional products

Shield connection - SSA 3-6 - 2839295



Shield fast connection for 3 ... 6 mm cable diameter. Potential connecting cable: 200 mm, 1 mm², color: black

Shield connection - SSA 5-10 - 2839512



Shield fast connection for 5 ... 10 mm cable diameter. Potential connecting cable: 200 mm, 1 mm², color: black

Phoenix Contact 2020 © - all rights reserved
<http://www.phoenixcontact.com>

PHOENIX CONTACT GmbH & Co. KG
Flachsmarktstr. 8
32825 Blomberg
Germany
Tel. +49 5235 300
Fax +49 5235 3 41200
<http://www.phoenixcontact.com>

X-ON Electronics

Largest Supplier of Electrical and Electronic Components

Click to view similar products for [Surge Suppressors](#) category:

Click to view products by [Phoenix Contact](#) manufacturer:

Other Similar products are found below :

[GUS1](#) [GUS12](#) [BSPM1A600D600LVR](#) [2800521](#) [29-2053](#) [GUS11](#) [GUS2](#) [GUS3](#) [GUS4](#) [30460](#) [SRA64C060X](#) [PC642C015](#) [1810-15-A3](#)
[2713175](#) [4B06B-EC1-150LF](#) [SRA6LC](#) [BPMA75D100LV](#) [CX06M](#) [CCTV1](#) [GUS13](#) [GUS14](#) [GUS5](#) [GUS6](#) [VAL-MS 320/3+0-FM](#) [VAL-US-](#)
[120/40/1+1-FM](#) [VAL-US-120/65/1+1-FM](#) [VAL-US-480D/30/3+0-FM](#) [VAL-US-120/40/1+0-FM](#) [STCHSP121BT1RU](#) [LP-BFDN-CW](#) [LP-](#)
[STRL-NFF](#) [LP-STRL-DFE](#) [GUS22](#) [0804111](#) [5053609](#) [5053201](#) [SPD2-150-1P0](#) [SPD2-550-1P0](#) [6720005416](#) [6720005417](#) [1-2191595-2](#)
[STC-CAT6-P0E-I](#) [SPD2-350-1P0](#) [FLT-CP-350-ST](#) [TTC-6P-3-HF-F-M-12DC-UT-I](#) [SMTPA200](#) [2800989](#) [2906776](#) [2906810](#) [2906847](#)