

## Type 1+2 protective device combination - FLT-CP-2S-350 - 2859767

Please be informed that the data shown in this PDF Document is generated from our Online Catalog. Please find the complete data in the user's documentation. Our General Terms of Use for Downloads are valid (<http://phoenixcontact.com/download>)




Pluggable lightning current and surge arrester combination, in acc. with typ 1+2 / Class I+II / B+C arresters. Arresters coordinated following the AEC principle, for 2-phase power supply networks with separately installed PE and N (L1, L2, PE, N).

### Your advantages

- ✓ Plugs can be checked with CHECKMASTER
- ✓ High continuous voltage of 350 V AC for 230/400 V AC networks with high voltage fluctuations
- ✓ With floating remote indication contact
- ✓ Thermal disconnect device for each individual plug
- ✓ Optical, mechanical status indication for the individual arresters



### Key Commercial Data

Packing unit	1 pc
GTIN	 4 017918 956486
GTIN	4017918956486

### Technical data

#### Dimensions

Height	95 mm
Width	106.8 mm
Depth	71.5 mm
Horizontal pitch	6 Div.

#### Ambient conditions

Degree of protection	IP20 (only when all terminal points are used)
Ambient temperature (operation)	-40 °C ... 80 °C
Ambient temperature (storage/transport)	-40 °C ... 80 °C
Altitude	≤ 2000 m (amsl (above mean sea level))
Permissible humidity (operation)	5 % ... 95 %

# Type 1+2 protective device combination - FLT-CP-2S-350 - 2859767

## Technical data

### Ambient conditions

Shock (operation)	25g (Half-sine / 11 ms / 3x ±X, ±Y, ±Z)
Vibration (operation)	5g (5 - 500 Hz/2.5 h/X, Y, Z)

### General

IEC test classification	I + II
	T1 + T2
EN type	T1 + T2
IEC power supply system	TN-S
	TT
Mode of protection	L-N
	L-PE
	N-PE
Mounting type	DIN rail: 35 mm
Color	gray/blue
	black
Housing material	PBT
Degree of pollution	2
Flammability rating according to UL 94	V-0
Type	DIN rail module, two-section, divisible
Number of positions	3
Arrester can be tested with CHECKMASTER from software version:	From SW rev. 3.00
Surge protection fault message	Optical, remote indicator contact

### Protective circuit

Nominal voltage $U_N$	240/415 V AC (TN-S)
	240/415 V AC (TT)
Nominal frequency $f_N$	50 Hz (60 Hz)
Maximum continuous operating voltage $U_C$ (L-N)	350 V AC
Maximum continuous voltage $U_C$ (N-PE)	350 V AC
Rated load current $I_L$	125 A (< 55 °C)
Residual current $I_{PE}$	≤ 0.01 mA
Nominal discharge current $I_n$ (8/20) μs (L-N)	25 kA
Nominal discharge current $I_n$ (8/20) μs (L-PE)	25 kA
Nominal discharge current $I_n$ (8/20) μs (N-PE)	100 kA
Impulse discharge current (10/350) μs (L-N), charge	12.5 As
Impulse discharge current (10/350) μs (L-N), specific energy	160 kJ/Ω
Impulse discharge current (10/350) μs (L-N), peak current value $I_{imp}$	25 kA
Impulse discharge current (10/350) μs (L-PE), charge	12.5 As
Impulse discharge current (10/350) μs (L-PE), specific energy	160 kJ/Ω
Impulse discharge current (10/350) μs (L-PE), peak current value $I_{imp}$	25 kA
Impulse discharge current (10/350) μs (N-PE), charge	50 As

## Type 1+2 protective device combination - FLT-CP-2S-350 - 2859767

### Technical data

#### Protective circuit

Impulse discharge current (10/350) $\mu$ s (N-PE), specific energy	2500 kJ/ $\Omega$
Impulse discharge current (10/350) $\mu$ s (N-PE), peak current value $I_{imp}$	100 kA
Follow current interrupt rating $I_{fi}$ (L-N)	25 kA (264 V AC)
	3 kA (350 V AC)
Follow current interrupt rating $I_{fi}$ (N-PE)	100 A (350 V AC)
Short-circuit current rating $I_{SCCR}$	25 kA (264 V AC)
	3 kA (350 V AC)
Voltage protection level $U_p$ (L-N)	$\leq 1.5$ kV
Voltage protection level $U_p$ (L-PE)	$\leq 2.2$ kV
Voltage protection level $U_p$ (N-PE)	$\leq 1.5$ kV
Residual voltage $U_{res}$ (L-N)	$\leq 1.5$ kV (at $I_n$ )
	$\leq 1.2$ kV (at 10 kA)
	$\leq 1$ kV (at 5 kA)
	$\leq 0.9$ kV (at 3 kA)
Residual voltage $U_{res}$ (L-PE)	$\leq 2.2$ kV (at $I_n$ )
	$\leq 2$ kV (at 10 kA)
	$\leq 1.8$ kV (at 5 kA)
	$\leq 1.6$ kV (at 3 kA)
Residual voltage $U_{res}$ (N-PE)	$\leq 1.5$ kV (at $I_n$ )
	$\leq 1$ kV (at 10 kA)
	$\leq 0.9$ kV (at 5 kA)
	$\leq 0.8$ kV (at 3 kA)
TOV behavior at $U_T$ (L-N)	415 V AC (5 s / withstand mode)
	457 V AC (120 min / safe failure mode)
TOV behavior at $U_T$ (N-PE)	1200 V AC (200 ms / withstand mode)
Response time $t_A$ (L-N)	$\leq 25$ ns
Response time $t_A$ (N-PE)	$\leq 100$ ns
Max. backup fuse with V-type through wiring	125 A (gG)
Max. backup fuse with branch wiring	315 A (gG)

#### Indicator/remote signaling

Switching function	PDT contact
Operating voltage	12 V AC ... 250 V AC
	125 V DC (200 mA DC)
Operating current	10 mA AC ... 1 A AC
	1 A DC (30 V DC)
Connection method	Plug-in/screw connection via COMBICON
Screw thread	M2
Tightening torque	0.25 Nm
Stripping length	7 mm

## Type 1+2 protective device combination - FLT-CP-2S-350 - 2859767

### Technical data

#### Indicator/remote signaling

Conductor cross section flexible	0.14 mm <sup>2</sup> ... 1.5 mm <sup>2</sup>
Conductor cross section solid	0.14 mm <sup>2</sup> ... 1.5 mm <sup>2</sup>
Conductor cross section AWG	28 ... 16

#### Connection data

Connection method	Screw terminal blocks
Screw thread	M5
Tightening torque	4.5 Nm
Stripping length	18 mm
Conductor cross section flexible	2.5 mm <sup>2</sup> ... 25 mm <sup>2</sup>
Conductor cross section solid	2.5 mm <sup>2</sup> ... 35 mm <sup>2</sup>
Conductor cross section AWG	13 ... 2

#### UL specifications

SPD Type	4CA
Maximum continuous operating voltage MCOV (L-L)	528 V AC
Maximum continuous operating voltage MCOV (L-N)	264 V AC
Maximum continuous operating voltage MCOV (L-G)	528 V AC
Maximum continuous operating voltage MCOV (N-G)	264 V AC
Nom. voltage	240/415 V AC
Mode of protection	L-L
	L-N
	L-G
	N-G
Power distribution system	Wye
Nominal frequency	50/60 Hz
Measured limiting voltage MLV (L-L)	2470 V
Measured limiting voltage MLV (L-N)	1340 V
Measured limiting voltage MLV (L-G)	1550 V
Measured limiting voltage MLV (N-G)	1080 V
Nominal discharge current I <sub>n</sub> (L-L)	20 kA
Nominal discharge current I <sub>n</sub> (L-N)	20 kA
Nominal discharge current I <sub>n</sub> (L-G)	20 kA
Nominal discharge current I <sub>n</sub> (N-G)	20 kA

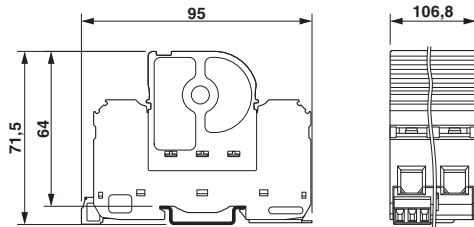
#### Environmental Product Compliance

REACH SVHC	2-(2H-benzotriazol-2-yl)-4,6-ditertpentylphenol (UV-328) 25973-55-1
China RoHS	Environmentally Friendly Use Period = 50
	For details about hazardous substances go to tab "Downloads", Category "Manufacturer's declaration"

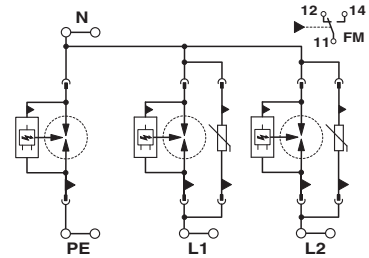
### Drawings

## Type 1+2 protective device combination - FLT-CP-2S-350 - 2859767

Dimensional drawing



Circuit diagram



Phoenix Contact 2018 © - all rights reserved  
<http://www.phoenixcontact.com>

PHOENIX CONTACT GmbH & Co. KG  
Flachsmarktstr. 8  
32825 Blomberg  
Germany  
Tel. +49 5235 300  
Fax +49 5235 3 41200  
<http://www.phoenixcontact.com>

## X-ON Electronics

Largest Supplier of Electrical and Electronic Components

*Click to view similar products for [Surge Suppressors](#) category:*

*Click to view products by [Phoenix Contact](#) manufacturer:*

Other Similar products are found below :

[GUS1](#) [GUS12](#) [BSPM1A600D600LVR](#) [2800521](#) [29-2053](#) [GUS11](#) [GUS2](#) [GUS3](#) [30460](#) [SRA64C060X](#) [PC642C015](#) [1810-15-A3](#) [2713175](#)  
[4B06B-EC1-150LF](#) [SRA6LC](#) [BPMA75D100LV](#) [CX06M](#) [CCTV1](#) [GUS13](#) [GUS14](#) [GUS5](#) [GUS6](#) [VAL-MS 320/3+0-FM](#) [VAL-US-](#)  
[120/40/1+1-FM](#) [VAL-US-120/65/1+1-FM](#) [VAL-US-480D/30/3+0-FM](#) [VAL-US-120/40/1+0-FM](#) [LP-STRL-NFF](#) [LP-STRL-DFE](#) [GUS22](#)  
[0804111](#) [5053609](#) [5053201](#) [SPD2-150-1P0](#) [SPD2-550-1P0](#) [6720005416](#) [6720005417](#) [1-2191595-2](#) [STC-CAT6-P0E-I](#) [SPD2-350-1P0](#) [FLT-](#)  
[CP-350-ST](#) [TTC-6P-3-HF-F-M-12DC-UT-I](#) [SMTPA200](#) [2800989](#) [2906776](#) [2906810](#) [2906847](#) [2906848](#) [2906851](#) [2910332](#)