

Inline terminal - IB IL AI 2/SF-PAC - 2861302

Please be informed that the data shown in this PDF Document is generated from our Online Catalog. Please find the complete data in the user's documentation. Our General Terms of Use for Downloads are valid (<http://phoenixcontact.com/download>)



Inline, Analog input terminal, Analog inputs: 2, 0 V ... 10 V, -10 V ... 10 V, 0 mA ... 20 mA, 4 mA ... 20 mA, -20 mA ... 20 mA, connection method: 2-wire, transmission speed in the local bus: 500 kbps, degree of protection: IP20, including Inline connector and labeling field

Product Description

The terminal is designed for use within an Inline station. It is used to acquire analog voltage and current signals.

Your advantages

- ✓ 2 analog single-ended signal inputs for the connection of either voltage or current signals
- ✓ Connection of sensors in 2-wire technology
- ✓ Current ranges: 0 mA ... 20 mA, 4 mA ... 20 mA, ±20 mA
- ✓ Voltage ranges: 0 V ... 10 V, ±10 V
- ✓ Channels are parameterized independently of one another via the bus system
- ✓ Measured values can be represented in four different formats
- ✓ Resolution depends on the representation format and the measuring range
- ✓ Process data update of both channels within a max. of 1.5 ms



-MUR-

Key Commercial Data

Packing unit	1 pc
GTIN	
GTIN	4017918894245

Technical data

Note

Utilization restriction	EMC: class A product, see manufacturer's declaration in the download area
-------------------------	---

Dimensions

Width	12.2 mm
Height	136.8 mm
Depth	71.5 mm

Inline terminal - IB IL AI 2/SF-PAC - 2861302

Technical data

Dimensions

Note on dimensions	Housing dimensions
--------------------	--------------------

Ambient conditions

Ambient temperature (operation)	-25 °C ... 55 °C
Ambient temperature (storage/transport)	-25 °C ... 85 °C
Permissible humidity (operation)	10 % ... 95 % (non-condensing)
Permissible humidity (storage/transport)	10 % ... 95 % (non-condensing)
Air pressure (operation)	70 kPa ... 106 kPa (up to 3000 m above sea level)
	80 kPa ... 106 kPa (up to 3000 m above sea level, in ATEX Zone 2)
Air pressure (storage/transport)	70 kPa ... 106 kPa (up to 3000 m above sea level)
Degree of protection	IP20

General

Mounting type	DIN rail
Color	green
Net weight	95.8 g
Note on weight specifications	with connector
Operating mode	Process data operation with 2 words
Diagnostics messages	Failure of the internal I/O supply Yes
	I/O error Error message in the process data
	User error Error message in the process data

Interfaces

Designation	Inline local bus
No. of channels	2
Connection method	Inline data jumper
Transmission speed	500 kbps

Inline potentials

Designation	Communications power (U_L)
Supply voltage	7.5 V DC (via voltage jumper)
Current consumption	typ. 45 mA
	max. 60 mA
Designation	Supply of analog modules (U_{ANA})
Supply voltage	24 V DC (via voltage jumper)
Supply voltage range	19.2 V DC ... 30 V DC (including all tolerances, including ripple)
Current consumption	typ. 13 mA
	max. 18 mA
Power consumption	typ. 662 mW

Analog inputs

Description of the input	Single-ended inputs, voltage or current
Input name	Analog inputs

Inline terminal - IB IL AI 2/SF-PAC - 2861302

Technical data

Analog inputs

Number of inputs	2
Connection method	Inline shield connector
Connection technology	2-wire
Note regarding the connection technology	shielded
A/D conversion time	typ. 120 µs (per channel)
Limit frequency (3 dB)	40 Hz
Type of protection	Surge protection
Data formats	IB IL, IB ST, IB RT, standardized representation
Measuring principle	Successive approximation
Measured value resolution	16 bits (15 bits + sign bit)
Measured value representation	16 bit two's complement
Current input signal	0 mA ... 20 mA
	4 mA ... 20 mA
	-20 mA ... 20 mA
Input resistance current input	50 Ω (Shunt)
Voltage input signal	0 V ... 10 V
	-10 V ... 10 V
Input resistance of voltage input	> 220 kΩ
Common mode voltage range signal - ground	40 V (Between current input and functional ground)

Electrical isolation

Test section	7.5 V supply (bus logic), 24 V supply U_{ANA} / I/O 500 V AC 50 Hz 1 min.
	7.5 V supply (bus logic), 24 V supply U_{ANA} / functional ground 500 V AC 50 Hz 1 min.
	I/O/functional ground 500 V AC 50 Hz 1 min.

Standards and Regulations

Connection in acc. with standard	CUL
Protection class	III (IEC 61140, EN 61140, VDE 0140-1)

Environmental Product Compliance

REACH SVHC	Lead 7439-92-1
------------	----------------

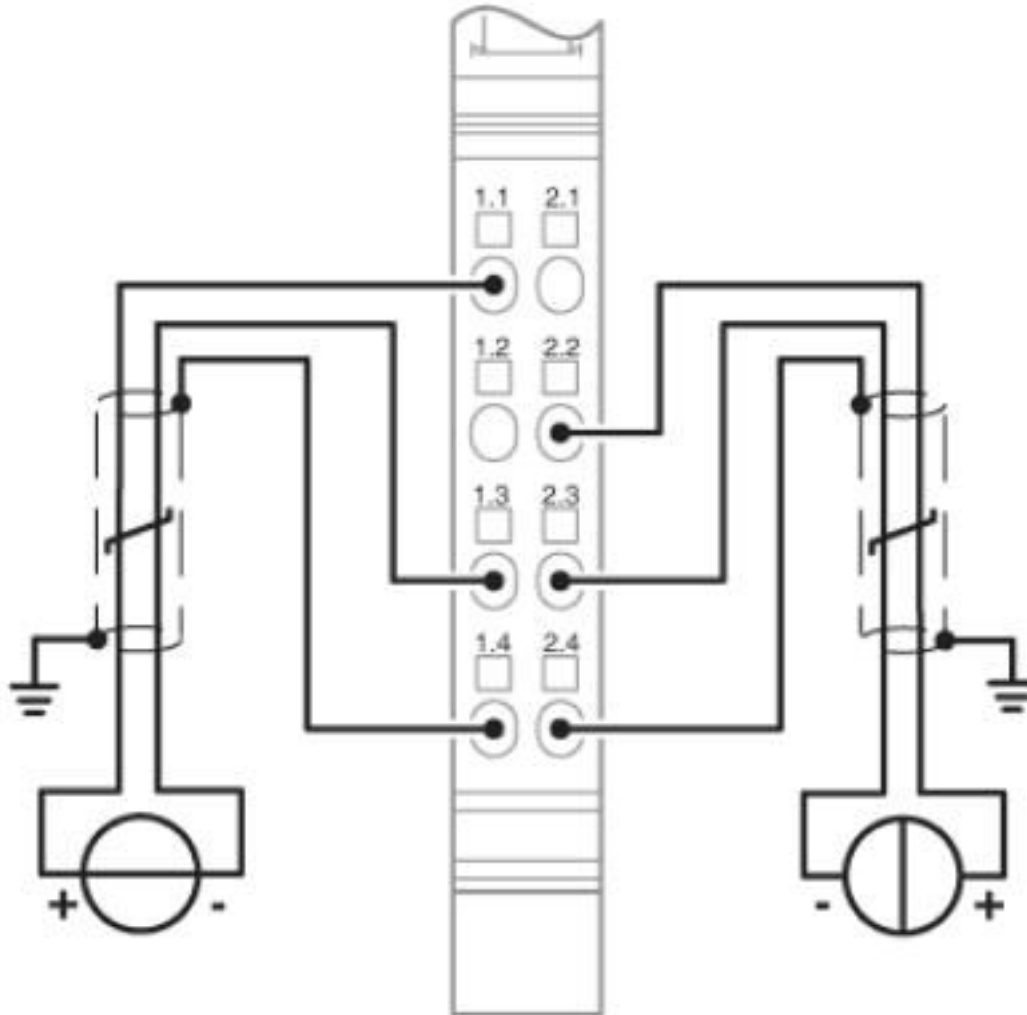
Drawings

Inline terminal - IB IL AI 2/SF-PAC - 2861302

Block diagram

Connection diagram

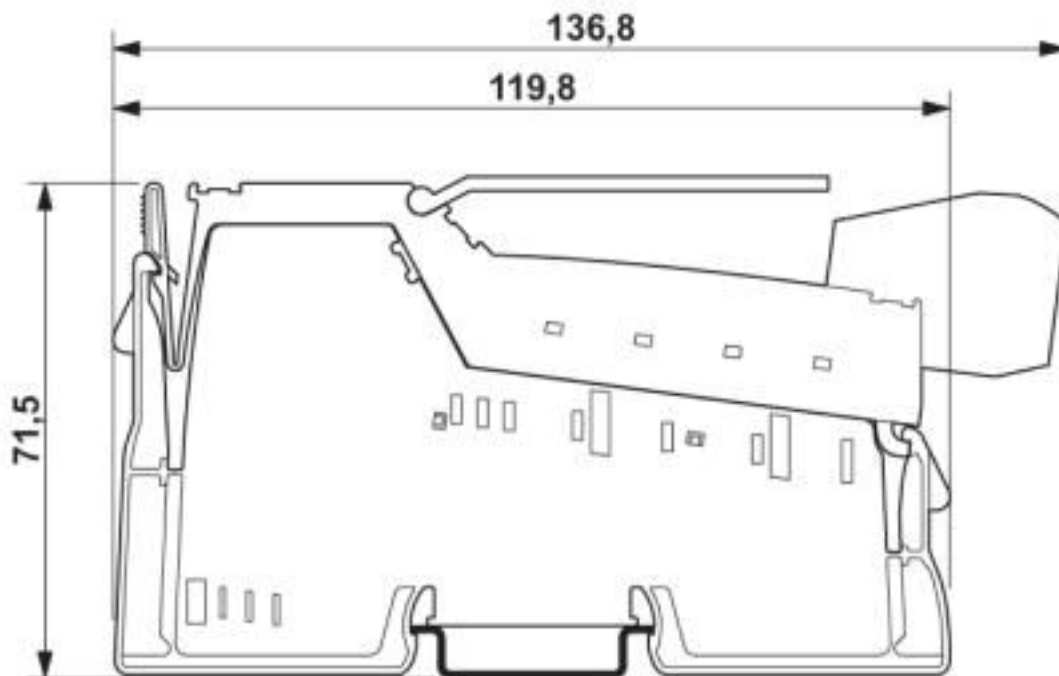
Internal wiring of the terminal points



Connection example

Inline terminal - IB IL AI 2/SF-PAC - 2861302

Dimensional drawing



Classifications

eCl@ss

eCl@ss 10.0.1	27242601
eCl@ss 4.0	27250300
eCl@ss 4.1	27250300
eCl@ss 5.0	27250300
eCl@ss 5.1	27242600
eCl@ss 6.0	27242600
eCl@ss 7.0	27242601
eCl@ss 8.0	27242601
eCl@ss 9.0	27242601

ETIM

ETIM 2.0	EC001431
ETIM 3.0	EC001596
ETIM 4.0	EC001596
ETIM 5.0	EC001596
ETIM 6.0	EC001596
ETIM 7.0	EC001596

UNSPSC

UNSPSC 6.01	43172015
UNSPSC 7.0901	43201404

Inline terminal - IB IL AI 2/SF-PAC - 2861302

Classifications

UNSPSC

UNSPSC 11	43172015
UNSPSC 12.01	43201404
UNSPSC 13.2	32151602
UNSPSC 18.0	32151602
UNSPSC 19.0	32151602
UNSPSC 20.0	32151602
UNSPSC 21.0	32151602

Approvals

Approvals





Approvals

DNV GL / BSH / BV / LR / ABS / BSH / RINA / UL Recognized / EAC

Ex Approvals

UL Listed / cUL Listed / ATEX / cULus Listed

Approval details

DNV GL		https://approvalfinder.dnvgl.com/	TAA00000BN
BSH			Anwenderhinweis
BV		http://www.veristar.com/portal/veristarinfo/generalinfo/approved/approvedProducts/equipmentAndMaterials	20989/B2_BV
LR		http://www.lr.org/en	08/20033
ABS		http://www.eagle.org/eagleExternalPortalWEB/	17-HG1621871-PDA
BSH			658
RINA		http://www.rina.org/en	ELE001320XG

Inline terminal - IB IL AI 2/SF-PAC - 2861302

Approvals

UL Recognized		http://database.ul.com/cgi-bin/XYV/template/LISEXT/1FRAME/index.htm	FILE E 140324
---------------	--	---	---------------

EAC		EAC-Zulassung
-----	--	---------------

Accessories

Accessories

Labeling panel

Labeling field - IB IL FIELD 2 - 2727501

Labeling field, width: 12.2 mm



Plug

Inline shield connector - IB IL SCN 6-SHIELD-TWIN - 2740245



Inline shield connector

Inline shield connector - IB IL SCN-6 SHIELD - 2726353



Inline shield connector

Terminal marking

Inline terminal - IB IL AI 2/SF-PAC - 2861302

Accessories

Insert strip - ESL 62X10 - 0809492



Insert strip, Sheet, white, unlabeled, can be labeled with: Office printing systems: Laser printer, mounting type: insert, lettering field size: 62 x 10 mm, Number of individual labels: 72

Phoenix Contact 2020 © - all rights reserved
<http://www.phoenixcontact.com>

PHOENIX CONTACT GmbH & Co. KG
Flachsmarktstr. 8
32825 Blomberg
Germany
Tel. +49 5235 300
Fax +49 5235 3 41200
<http://www.phoenixcontact.com>

X-ON Electronics

Largest Supplier of Electrical and Electronic Components

Click to view similar products for [Controllers](#) category:

Click to view products by [Phoenix Contact](#) manufacturer:

Other Similar products are found below :

[61FGPN8DAC120](#) [CV500SLK21](#) [70177-1011](#) [F03-03 HAS C](#) [F03-31](#) [81550401](#) [FT1A-C12RA-W](#) [88981106](#) [H2CAC24A](#) [H2CRSAC110B](#)
[R88A-CRGB003CR-E](#) [R88ARR080100S](#) [R88A-TK01K](#) [DCN1-1](#) [DRT2ID08C](#) [DTB4896VRE](#) [DTB9696CVE](#) [DTB9696LVE](#) [E53-AZ01](#)
[E53E01](#) [E53E8C](#) [E5C4Q40J999FAC120](#) [E5CWLQ1TCAC100240](#) [E5GNQ03PFLKACDC24](#) [B300LKL21](#) [NSCXDC1V3](#) [NSH5-232CW-3M](#)
[NT20SST122BV1](#) [NV-CN001](#) [OAS-160-N](#) [C40PEDRA](#) [K31S6](#) [K33-L1B](#) [K3MA-F](#) [100-240VAC](#) [K3TX-AD31A](#) [89750101](#) [L595020](#)
[SRM1-C02](#) [SRS2-1](#) [FT1A-C14SA-S](#) [G32X-V2K](#) [26546803](#) [26546805](#) [PWRA440A](#) [CPM1AETL03CH](#) [CV500SLK11](#) [3G2A5BI081](#)
[3G2A5IA122](#) [3G2A5LK010E](#) [3G2A5OA223](#)