

Inline function terminal - IB IL PWM/2-PAC - 2861632

Please be informed that the data shown in this PDF Document is generated from our Online Catalog. Please find the complete data in the user's documentation. Our General Terms of Use for Downloads are valid (<http://phoenixcontact.com/download>)



Inline function terminal for pulse width and frequency modulation or activation of impulse-driven motor control parts with pulse/direction interface, two outputs for 5 V or 24 V

Product Description

The terminal is designed for use within an Inline station.

Two channels that operate independently of one another offer the option of pulse width modulation (PWM) for the output signals.


The terminal block supports the following operating modes: PWM (pulse width modulation), frequency generator, single shot (single pulse generator), and pulse direction signal.

Your advantages

- 2 independent channels
- Output of 5 V or 24 V signals
- Maximum frequency of 50 kHz
- Pulse direction signal output without integrated ramp function for controlling step motor power supply units
- Single pulse output (pulse length of 10 μ s to 25.5 s can be set)
- Pulse width modulation (period length can be set in increments from 100 μ s to 10 s, duty factor in 0.39% increments)
- Frequency output (frequency can be set between 0 Hz and 50 kHz)



Key Commercial Data

Packing unit	1 pc
GTIN	 4 017918 948313
GTIN	4017918948313

Technical data

Note

Utilization restriction	EMC: class A product, see manufacturer's declaration in the download area
-------------------------	---

Dimensions

Width	24.4 mm
Height	136.8 mm

Inline function terminal - IB IL PWM/2-PAC - 2861632

Technical data

Dimensions

Depth	71.5 mm
-------	---------

Ambient conditions

Ambient temperature (operation)	-25 °C ... 55 °C
Ambient temperature (storage/transport)	-25 °C ... 85 °C
Permissible humidity (operation)	10 % ... 95 % (non-condensing)
Permissible humidity (storage/transport)	10 % ... 95 % (non-condensing)
Air pressure (operation)	70 kPa ... 106 kPa (up to 3000 m above sea level)
Air pressure (storage/transport)	70 kPa ... 106 kPa (up to 3000 m above sea level)
Degree of protection	IP20

General

Mounting type	DIN rail
Net weight	163 g
Note on weight specifications	with connectors
Operating mode	Process data operation with 2 words
Diagnostics messages	Short circuit or overload of a 24 V output Yes

Interfaces

Designation	Inline local bus
No. of channels	2
Connection method	Inline data jumper
Transmission speed	500 kbps

Inline potentials

Designation	Communications power (U_L)
Supply voltage	7.5 V DC (via voltage jumper)
Current consumption	max. 130 mA
Power consumption	max. 0.98 W
Designation	Segment circuit supply (U_S)
Supply voltage	24 V DC (via voltage jumper)
Current consumption	max. 1 A
	0 A

Digital outputs

Output name	Digital output: 24 V DC
Connection technology	2-wire (shielded)
Number of outputs	2
Protective circuit	Short-circuit protection, overload protection of the outputs integrated damping diode for each channel
Output voltage	24 V
Nominal output voltage	24 V DC
Maximum output current per module / terminal block	1 A
Nominal load, inductive	12 VA (1.2 H, 24 Ω)

Inline function terminal - IB IL PWM/2-PAC - 2861632

Technical data

Digital outputs

Nominal load, lamp	12 W
Nominal load, ohmic	12 W
Output name	Digital output: 5 V DC
Connection technology	2-wire (shielded)
Maximum operating frequency with ohmic nominal load	50 kHz
Limitation of the voltage induced on circuit interruption	approx. -25 V
Behavior with overload	Auto restart
Reverse voltage resistance to short pulses	Reverse voltage proof

Standards and Regulations

Protection class	III (IEC 61140, EN 61140, VDE 0140-1)
------------------	---------------------------------------

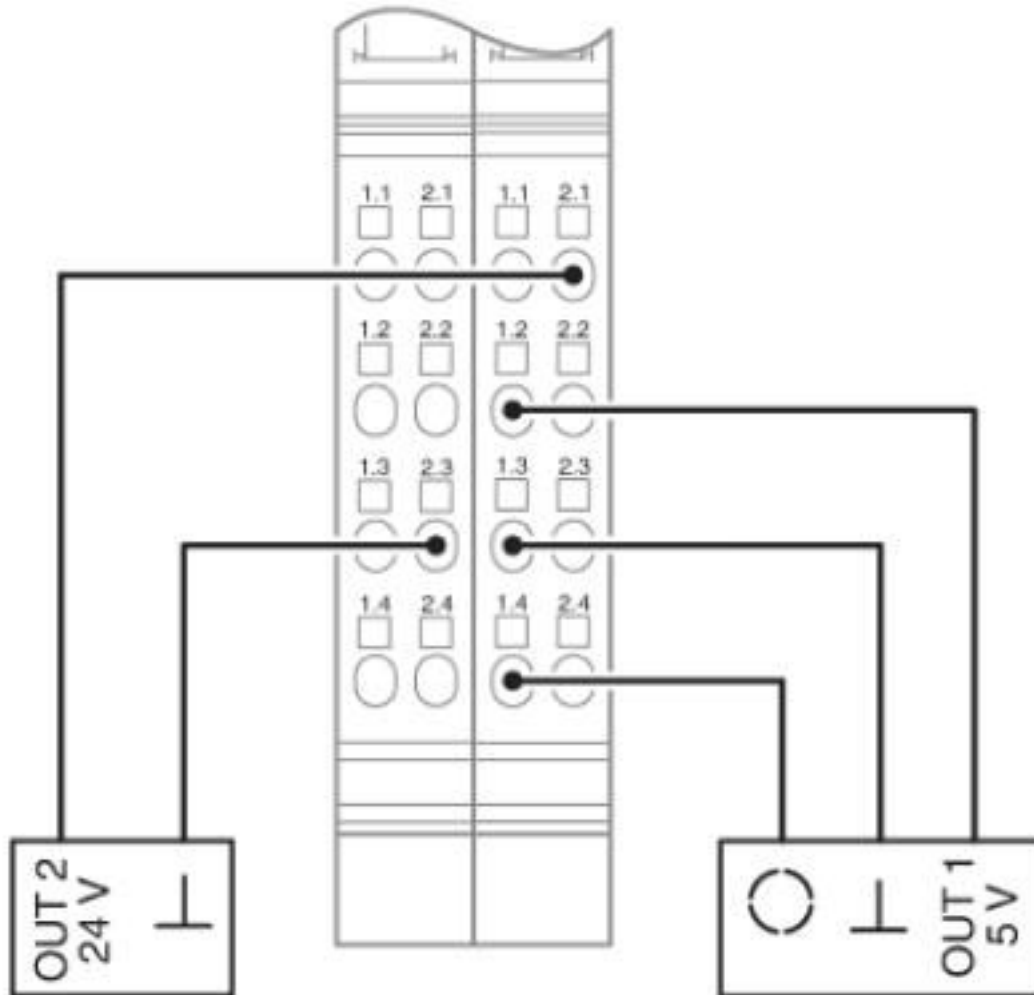
Environmental Product Compliance

REACH SVHC	Lead 7439-92-1
China RoHS	Environmentally friendly use period: unlimited = EFUP-e
	No hazardous substances above threshold values

Drawings

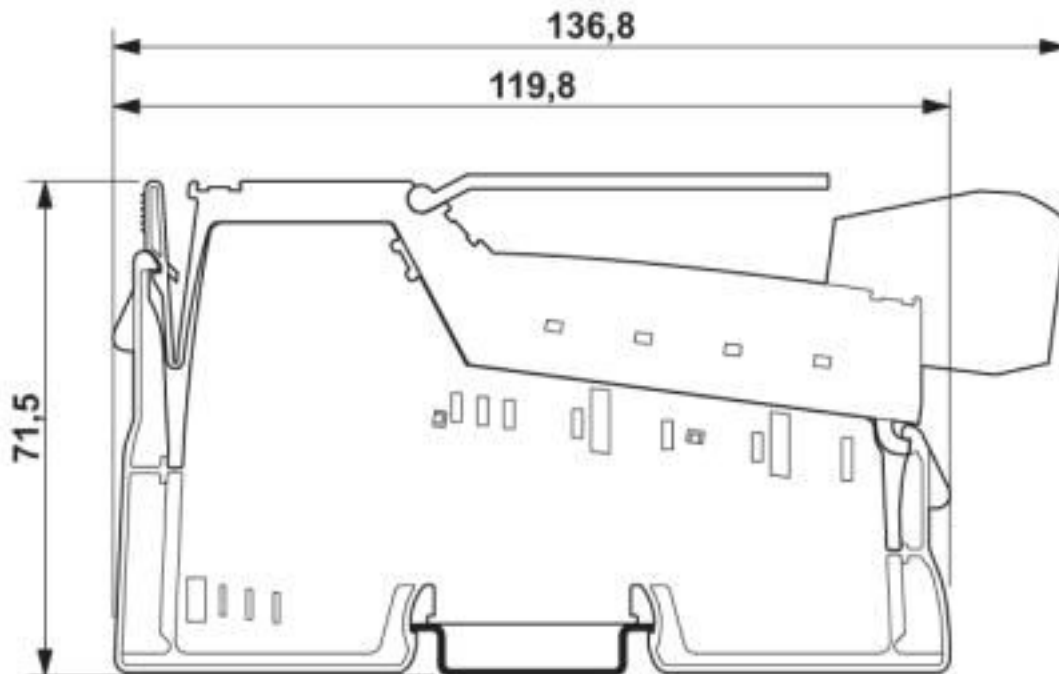
Inline function terminal - IB IL PWM/2-PAC - 2861632

Connection diagram



Inline function terminal - IB IL PWM/2-PAC - 2861632

Dimensional drawing



Classifications

eCl@ss

eCl@ss 10.0.1	27242605
eCl@ss 4.0	27250300
eCl@ss 4.1	27250300
eCl@ss 5.0	27250300
eCl@ss 5.1	27242600
eCl@ss 6.0	27242600
eCl@ss 7.0	27242605
eCl@ss 8.0	27242605
eCl@ss 9.0	27242605

ETIM

ETIM 2.0	EC001430
ETIM 3.0	EC001599
ETIM 4.0	EC001601
ETIM 5.0	EC001601
ETIM 6.0	EC001601
ETIM 7.0	EC001601

UNSPSC

UNSPSC 6.01	43172015
UNSPSC 7.0901	43201404

Inline function terminal - IB IL PWM/2-PAC - 2861632

Classifications

UNSPSC

UNSPSC 11	43172015
UNSPSC 12.01	43201404
UNSPSC 13.2	32151602
UNSPSC 18.0	32151602
UNSPSC 19.0	32151602
UNSPSC 20.0	32151602
UNSPSC 21.0	32151602

Approvals





Approvals

Approvals

DNV GL / BSH / BV / LR / ABS / BSH / RINA / UL Listed / cUL Listed / cULus Listed

Ex Approvals

Approval details

DNV GL		https://approvalfinder.dnvgl.com/	TAA00002CU
BSH			Anwenderhinweis
BV		http://www.veristar.com/portal/veristarinfo/generalinfo/approved/approvedProducts/equipmentAndMaterials	20989/B2_BV
LR		http://www.lr.org/en	08/20033
ABS		http://www.eagle.org/eagleExternalPortalWEB/	17-HG1621871-PDA
BSH			658
RINA		http://www.rina.org/en	ELE001320XG

Inline function terminal - IB IL PWM/2-PAC - 2861632

Approvals

UL Listed		http://database.ul.com/cgi-bin/XYV/template/LISEXT/1FRAME/index.htm	FILE E 140324
-----------	--	---	---------------

cUL Listed		http://database.ul.com/cgi-bin/XYV/template/LISEXT/1FRAME/index.htm	FILE E 140324
------------	--	---	---------------

cULus Listed			
--------------	--	--	--

Accessories

Accessories

Connector set

Connector set - IB IL AO/CNT-PLSET - 2732664



Connector set

Labeling panel

Labeling field - IB IL FIELD 2 - 2727501

Labeling field, width: 12.2 mm



Terminal marking

Insert strip - ESL 62X10 - 0809492

Insert strip, Sheet, white, unlabeled, can be labeled with: Office printing systems: Laser printer, mounting type: insert, lettering field size: 62 x 10 mm, Number of individual labels: 72



Phoenix Contact 2020 © - all rights reserved
<http://www.phoenixcontact.com>

PHOENIX CONTACT GmbH & Co. KG
Flachmarktstr. 8
32825 Blomberg
Germany
Tel. +49 5235 300
Fax +49 5235 3 41200
<http://www.phoenixcontact.com>

X-ON Electronics

Largest Supplier of Electrical and Electronic Components

Click to view similar products for [Controllers](#) category:

Click to view products by [Phoenix Contact](#) manufacturer:

Other Similar products are found below :

[61FGPN8DAC120](#) [CV500SLK21](#) [70177-1011](#) [F03-03 HAS C](#) [F03-31](#) [81550401](#) [FT1A-C12RA-W](#) [88981106](#) [H2CAC24A](#) [H2CRSAC110B](#)
[R88A-CRGB003CR-E](#) [R88ARR080100S](#) [R88A-TK01K](#) [DCN1-1](#) [DRT2ID08C](#) [DTB4896VRE](#) [DTB9696CVE](#) [DTB9696LVE](#) [E53-AZ01](#)
[E53E01](#) [E53E8C](#) [E5C4Q40J999FAC120](#) [E5CWLQ1TCAC100240](#) [E5GNQ03PFLKACDC24](#) [B300LKL21](#) [NSCXDC1V3](#) [NSH5-232CW-3M](#)
[NT20SST122BV1](#) [NV-CN001](#) [OAS-160-N](#) [C40PEDRA](#) [K31S6](#) [K33-L1B](#) [K3MA-F](#) [100-240VAC](#) [K3TX-AD31A](#) [89750101](#) [L595020](#)
[SRM1-C02](#) [SRS2-1](#) [FT1A-C14SA-S](#) [G32X-V2K](#) [26546803](#) [26546805](#) [PWRA440A](#) [CPM1AETL03CH](#) [CV500SLK11](#) [3G2A5BI081](#)
[3G2A5IA122](#) [3G2A5LK010E](#) [3G2A5OA223](#)