

## I/O module - ILB IB 24 DI 8 DO 8 - 2862372

Please be informed that the data shown in this PDF Document is generated from our Online Catalog. Please find the complete data in the user's documentation. Our General Terms of Use for Downloads are valid (<http://phoenixcontact.com/download>)




Inline, Block IO, INTERBUS, Inline shield connector, Digital inputs: 8, 24 V DC, connection method: 3-wire, Digital outputs: 8, 24 V DC, 500 mA, connection method: 3-wire, degree of protection: IP20, including Inline connector

### Your advantages

- 8 digital inputs
- 8 digital outputs
- Connection of sensors in 2 and 3-wire technology
- Connection of actuators in 2 and 3-wire technology
- Maximum permissible load current per sensor: 250 mA
- Maximum permissible load current from the terminal: 2 A
- Nominal current per output: 500 mA
- Diagnostic and status indicators



### Key Commercial Data

|              |   |
|--------------|---|
| Packing unit | 1 pc  |
| GTIN         | <br>4 017918 923853 |
| GTIN         | 4017918923853   |

### Technical data

#### Note

|                         |   |
|-------------------------|---|
| Utilization restriction | EMC: class A product, see manufacturer's declaration in the download area |
|-------------------------|---|

#### Dimensions

|                    |  |
|--------------------|--|
| Caption            | The figure shows the general dimensional drawing of the Inline Block IO product family |
| Width              | 95 mm  |
| Height             | 141 mm   |
| Depth              | 57 mm  |
| Note on dimensions | Specifications with connectors   |

# I/O module - ILB IB 24 DI 8 DO 8 - 2862372

## Technical data

### Ambient conditions

|  |   |
|--|---|
| Ambient temperature (operation)          | -25 °C ... 60 °C                                  |
| Ambient temperature (storage/transport)  | -25 °C ... 85 °C                                  |
| Permissible humidity (operation)         | max. 85 % (non-condensing)                        |
| Permissible humidity (storage/transport) | 95 % (non-condensing)                             |
| Air pressure (operation)                 | 80 kPa ... 108 kPa (up to 2000 m above sea level) |
| Air pressure (storage/transport)         | 66 kPa ... 108 kPa (up to 3500 m above sea level) |
| Degree of protection                     | IP20  |

### General

|                               |                 |
|-------------------------------|-----------------|
| Mounting type                 | DIN rail        |
| Color                         | green           |
| Net weight                    | 350 g           |
| Note on weight specifications | with connectors |
| Mounting type                 | NS 35/7,5       |

### Interfaces

|                    |                         |
|--------------------|-------------------------|
| Designation        | INTERBUS                |
| Connection method  | Inline shield connector |
| Transmission speed | 500 kbps                |

### Digital inputs

|                                   |  |
|-----------------------------------|--|
| Input name                        | Digital inputs   |
| Description of the input          | EN 61131-2 type 1  |
| Connection method                 | Spring-cage connection   |
| Connection technology             | 3-wire   |
| Number of inputs                  | 8  |
| Typical response time             | approx. 500 µs   |
| Protective circuit                | Short-circuit protection, overload protection of the sensor supply |
| Nominal input voltage $U_{IN}$    | 24 V DC  |
| Nominal input current at $U_{IN}$ | 5 mA   |
| Input voltage                     | 24 V DC  |
| Input voltage range "0" signal    | -30 V DC ... 5 V DC  |
| Input voltage range "1" signal    | 15 V DC ... 30 V DC  |

### Digital outputs

|                                    |                                       |
|------------------------------------|---------------------------------------|
| Output name                        | Digital outputs                       |
| Connection method                  | Spring-cage connection                |
| Connection technology              | 3-wire                                |
| Number of outputs                  | 8                                     |
| Protective circuit                 | Short-circuit and overload protection |
| Output voltage                     | 24 V DC                               |
| Nominal output voltage             | 24 V DC                               |
| Maximum output current per channel | 500 mA                                |

## I/O module - ILB IB 24 DI 8 DO 8 - 2862372

### Technical data

#### Digital outputs

|   |               |
|---|---------------|
| Maximum output current per module / terminal block        | 4 A           |
| Maximum output current per module                         | 4 A           |
| Nominal load, inductive                                   | 12 VA         |
| Nominal load, lamp  | 12 W          |
| Nominal load, ohmic                                       | 12 W          |
| Limitation of the voltage induced on circuit interruption | approx. -36 V |

#### Electrical isolation

|              |   |
|--------------|---|
| Test section | I/Os / incoming remote bus 500 V AC 50 Hz 1 min.                |
|              | I/Os / outgoing remote bus 500 V AC 50 Hz 1 min.                |
|              | I/O area / FE 500 V AC 50 Hz 1 min.                             |
|              | Incoming remote bus / FE 500 V AC 50 Hz 1 min.                  |
|              | Outgoing remote bus / FE 500 V AC 50 Hz 1 min.                  |
|              | Incoming remote bus / outgoing remote bus 500 V AC 50 Hz 1 min. |

#### Standards and Regulations

|                                  |   |
|----------------------------------|---|
| Noise emission                   | Class B (residential)   |
| Mechanical tests                 | Vibration resistance in acc. with EN 60068-2-6/IEC 60068-2-6 5g |
|                                  | Shock in acc. with EN 60068-2-27/IEC 60068-2-27 25g             |
| Connection in acc. with standard | CUL   |
| Protection class                 | III (IEC 61140, EN 61140, VDE 0140-1)                           |

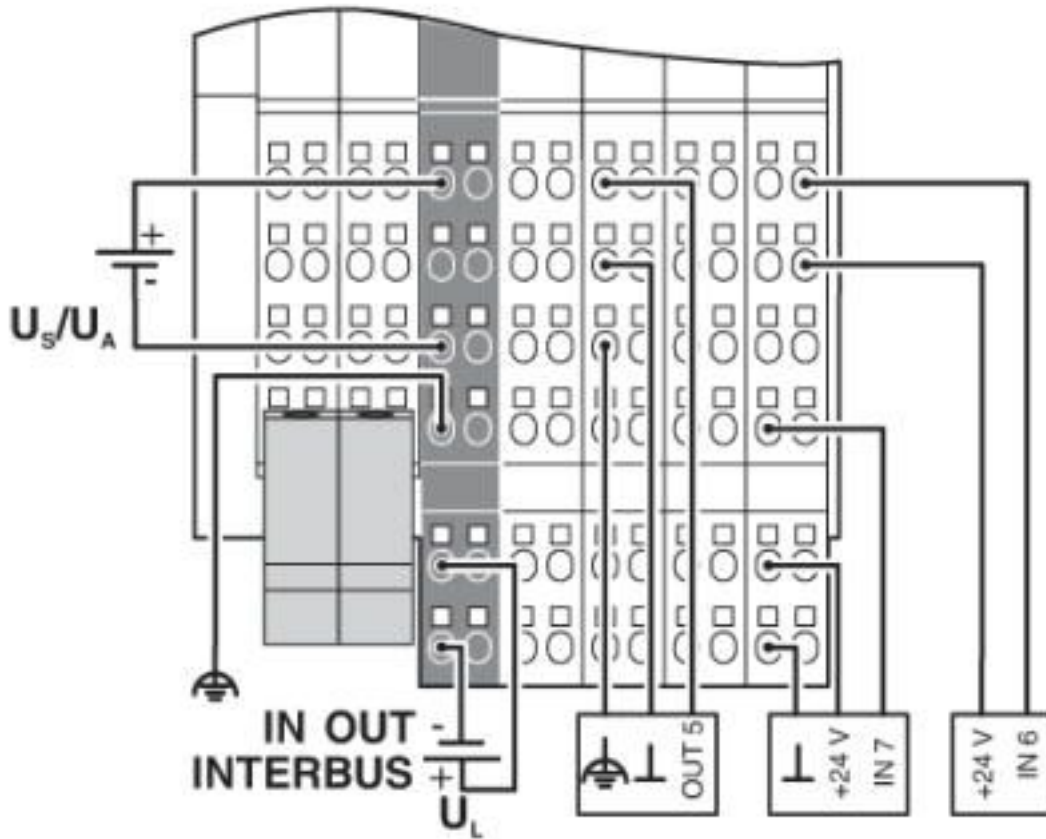
#### Environmental Product Compliance

|            |   |
|------------|---|
| China RoHS | Environmentally friendly use period: unlimited = EFUP-e |
|            | No hazardous substances above threshold values          |

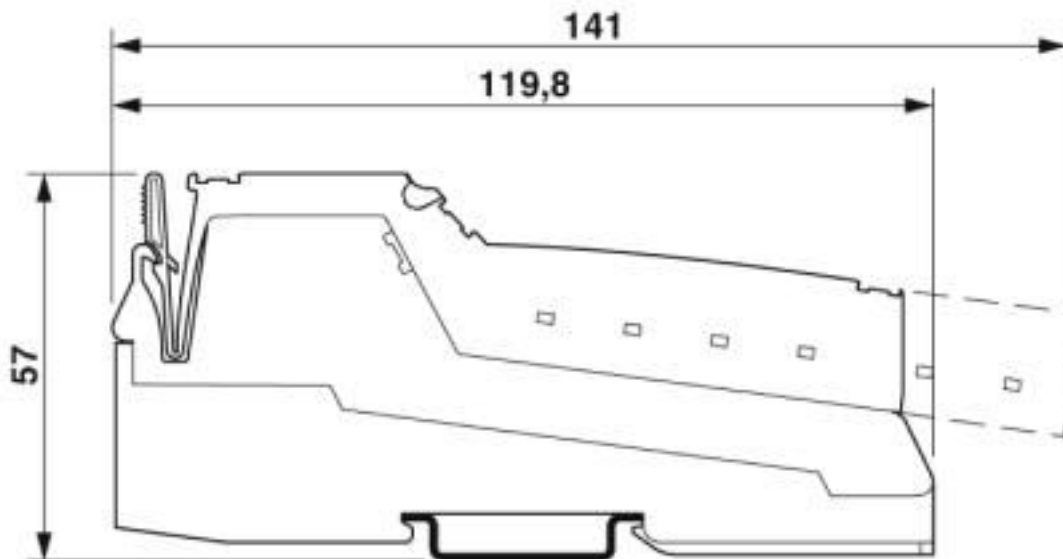
#### Drawings

# I/O module - ILB IB 24 DI 8 DO 8 - 2862372

Connection diagram



Dimensional drawing



The figure shows the general dimensional drawing of the Inline Block IO product family

# I/O module - ILB IB 24 DI 8 DO 8 - 2862372

## Classifications

### eCl@ss

|               |          |
|---------------|----------|
| eCl@ss 10.0.1 | 27242604 |
| eCl@ss 4.0    | 27250302 |
| eCl@ss 4.1    | 27250302 |
| eCl@ss 5.0    | 27250302 |
| eCl@ss 5.1    | 27242600 |
| eCl@ss 6.0    | 27242600 |
| eCl@ss 7.0    | 27242604 |
| eCl@ss 8.0    | 27242604 |
| eCl@ss 9.0    | 27242604 |

### ETIM

|          |          |
|----------|----------|
| ETIM 2.0 | EC001430 |
| ETIM 3.0 | EC001599 |
| ETIM 4.0 | EC001599 |
| ETIM 5.0 | EC001599 |
| ETIM 6.0 | EC001599 |
| ETIM 7.0 | EC001599 |

### UNSPSC

|               |          |
|---------------|----------|
| UNSPSC 6.01   | 43172015 |
| UNSPSC 7.0901 | 43201404 |
| UNSPSC 11     | 43172015 |
| UNSPSC 12.01  | 43201404 |
| UNSPSC 13.2   | 32151602 |
| UNSPSC 19.0   | 32151602 |

## Accessories

### Accessories

#### End block

End clamp - CLIPFIX 35-5 - 3022276



Quick mounting end clamp for NS 35/7,5 DIN rail or NS 35/15 DIN rail, with marking option, with parking option for FBS...5, FBS...6, KSS 5, KSS 6, width: 5.15 mm, color: gray

---

### Labeling panel

## I/O module - ILB IB 24 DI 8 DO 8 - 2862372

### Accessories

Labeling field - IB IL FIELD 2 - 2727501

Labeling field, width: 12.2 mm



### Plug

Inline connector - ILB SCN-12-PWR IN-CP - 2863164

Long power connector, color coded, for Inline Block IO



Inline connector - IB IL SCN-12-ICP - 2727611

Connector, color coded, for digital 4, or 16-channel Inline input terminals



Inline connector - IB IL SCN-12-OCP - 2727624

Connector, colored identification, for digital 4, or 16-channel Inline output terminal blocks



Inline shield connector - IB IL SCN-6 SHIELD-CP - 2863151

Shield connector, for INTERBUS connection



### Terminal marking

## I/O module - ILB IB 24 DI 8 DO 8 - 2862372

### Accessories

Insert strip - ESL 62X10 - 0809492



Insert strip, Sheet, white, unlabeled, can be labeled with: Office printing systems: Laser printer, mounting type: insert, lettering field size: 62 x 10 mm, Number of individual labels: 72

---

Flat zack marker sheet - ZBFM 6/WH:UNBEDRUCKT - 0803618



Flat zack marker sheet, Sheet, white, unlabeled, can be labeled with: CMS-P1-PLOTTER, PLOTMARK, mounting type: snap into flat marker groove, for terminal block width: 6.2 mm, lettering field size: 5 x 5.5 mm, Number of individual labels: 100

---

Phoenix Contact 2020 © - all rights reserved  
<http://www.phoenixcontact.com>

PHOENIX CONTACT GmbH & Co. KG  
Flachsmarktstr. 8  
32825 Blomberg  
Germany  
Tel. +49 5235 300  
Fax +49 5235 3 41200  
<http://www.phoenixcontact.com>

## X-ON Electronics

Largest Supplier of Electrical and Electronic Components

*Click to view similar products for [I/O Modules](#) category:*

*Click to view products by [Phoenix Contact](#) manufacturer:*

Other Similar products are found below :

[70L-IDC5S](#) [70L-OAC-L](#) [70Z3289-4](#) [G21960000700](#) [G21960002700](#) [G34960002700](#) [G88104401](#) [OACU](#) [C4SWOUT](#) [PB16H](#)  
[G34960001700](#) [G3TA-OA101SZ-1](#) [DC24](#) [G77-S](#) [G78-16-E](#) [5607189](#) [DA5](#) [ODC-24A](#) [IDC5P](#) [FC6A-N16B1](#) [6421](#) [70MRCQ32-HL](#)  
[G3TAOD201SDC24](#) [C200H-LK201-V1](#) [G3TA-OA202SZ-US](#) [DC12](#) [GT1-OD16](#) [GT1-AD04CST](#) [B7AM-6BS](#) [70GRCQ24-HS](#) [6422](#)  
[84110410](#) [GT1-OD16MX](#) [G7VC-OC16-B7](#) [70MRCK24-DIN](#) [6202](#) [6402](#) [PI/NI-2D/24](#) [FC6A-J2C1](#) [FC6A-KC1C](#) [FC6A-R081](#) [FC6A-](#)  
[J8CU1](#) [GP32900003700](#) [641-480-5022](#) [PB16H](#) [84145010](#) [84110210](#) [FRUSB1601](#) [PCL-720+-BE](#) [FRRJ451601](#) [AP24MX3DB25F](#) [ADAM-](#)  
[5053S-AE](#)