

Surge protection device - DT-LAN-CAT.6+ - 2881007

Please be informed that the data shown in this PDF Document is generated from our Online Catalog. Please find the complete data in the user's documentation. Our General Terms of Use for Downloads are valid (<http://phoenixcontact.com/download>)




Surge protection in accordance with Class E_A (CAT6_A), for Gigabit Ethernet (up to 10 Gbps), token ring, FDDI/ CDDI, ISDN, and DS1. Suitable for Power over Ethernet (PoE+) "Mode A" and "Mode B". RJ45 attachment plug with separate grounding cable and ground connection snap-on foot for NS 35 DIN rails.

Your advantages

- Reliable transmission speeds up to 10 Gbps
- Protective adapter for eight signal paths via RJ45 connector
- Suitable for category 6 high-speed data networks
- Can be installed in a control cabinet by removing the ground connection adapter



Key Commercial Data

Packing unit	1 pc
GTIN	 4 046356 151900
GTIN	4046356151900

Technical data

Dimensions

Height	102 mm
Width	25 mm
Depth	63.5 mm

Ambient conditions

Ambient temperature (operation)	-40 °C ... 70 °C
Ambient temperature (storage/transport)	-40 °C ... 70 °C
Permissible humidity (operation)	5 % ... 85 %
Altitude	≤ 4000 m (amsl (above mean sea level))
Degree of protection	IP20

General

Housing material	Zinc die-cast
------------------	---------------

Surge protection device - DT-LAN-CAT.6+ - 2881007

Technical data

General

Color	silver/black
Mounting type	Connection-specific attachment plug and DIN rail, 35 mm
Type	Attachment plug for DIN rail mounting
Number of positions	8
Direction of action	Line-Line & Line-Ground/Shield

Protective circuit

IEC test classification	B2
	C1
	C2
	C3
	D1
Maximum continuous voltage U_C (wire-wire)	≤ 3.3 V DC (± 60 V DC/PoE+)
Rated current	≤ 1.5 A (25 °C)
Operating effective current I_C at U_C	≤ 1 μ A
Residual current I_{PE}	≤ 400 μ A
Nominal discharge current I_n (8/20) μ s (line-line)	100 A
Nominal discharge current I_n (8/20) μ s (line-earth)	2 kA (per signal pair)
Total discharge current I_{total} (8/20) μ s	10 kA
Nominal pulse current I_{an} (10/700) μ s (line-line)	≤ 40 A
Nominal pulse current I_{an} (10/700) μ s (line-earth)	≤ 160 A
Output voltage limitation at 1 kV/ μ s (line-line) spike	≤ 85 V (PoE)
Output voltage limitation at 1 kV/ μ s (line-earth) spike	≤ 700 V
Output voltage limitation at 1 kV/ μ s (line-line) static	≤ 9 V
Output voltage limitation at 1 kV/ μ s (line-earth) static	≤ 700 V
Residual voltage at I_n (line-line)	≤ 15 V
	≤ 100 V (PoE)
Voltage protection level U_p (line-line)	≤ 9 V (B2 - 1 kV / 25 A)
	≤ 100 V (B2 - 1 kV / 25 A - PoE)
	≤ 12 V (C3 - 20 A)
Voltage protection level U_p (line-earth)	≤ 900 V (B2 - 4 kV / 100 A)
	≤ 700 V (C2 - 4 kV / 2 kA)
	≤ 1 kV (C3 - 80 A)
Response time t_A (line-line)	≤ 1 ns
Response time t_A (line-earth)	≤ 100 ns
Input attenuation aE, sym.	≤ 1 dB (up to 100 MHz/direct measuring)
	≤ 1 dB (up to 250 MHz/direct measuring)
	≤ 3 dB (up to 500 MHz/direct measuring)
Near-end crosstalk attenuation	≥ 35 dB (250 MHz/100 Ω /link)
	≥ 45 dB (100 MHz / 100 Ω / Link)
	≥ 27 dB (500 MHz / 100 Ω / Link)

Surge protection device - DT-LAN-CAT.6+ - 2881007

Technical data

Protective circuit

	≥ 39 dB (250 MHz/100 Ω/direct measuring)
Capacity (line-line)	typ. 12 pF (f= 1 MHz / VR= 0 V)
Capacity (line-earth)	typ. 2 pF (f= 1 MHz / VR= 0 V)
Surge protection fault message	none
Impulse durability (line-line)	B2 - 1 kV / 25 A
	C3 - 20 A
Impulse durability (line-earth)	B2 - 4 kV / 100 A
	C2 - 4 kV / 2 kA
	C3 - 80 A
	D1 - 1 kA

Connection data

Connection method	RJ45
-------------------	------

Connection, equipotential bonding

Connection method	DIN rail NS35
-------------------	---------------

Standards and Regulations

Standards/specifications	IEC 61643-21 2002
	EN 50173-1 2002
	ISO/IEC 11801-Am.1 2006

Environmental Product Compliance

REACH SVHC	Lead 7439-92-1
China RoHS	Environmentally friendly use period: unlimited = EFUP-e
	No hazardous substances above threshold values

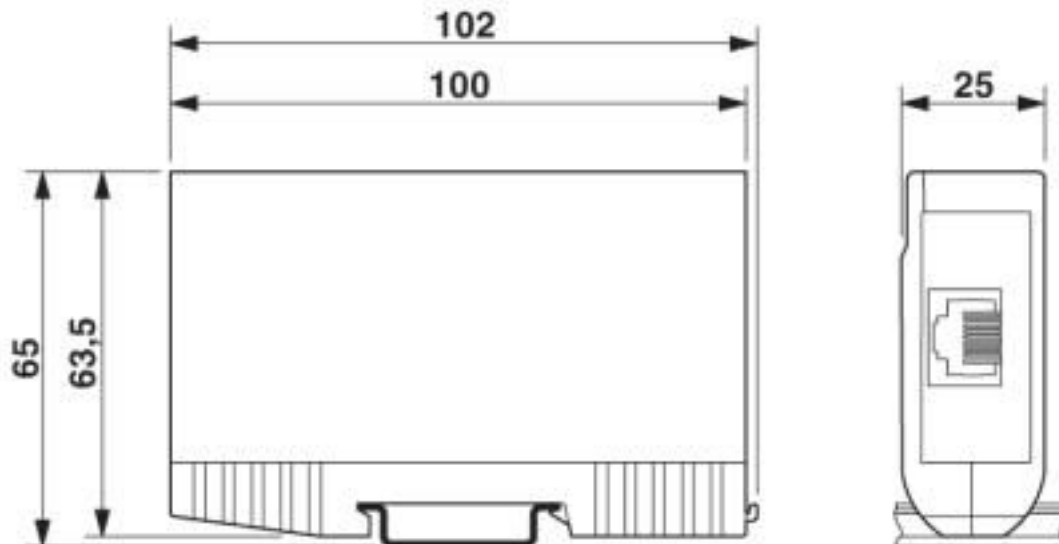
Drawings

Application drawing

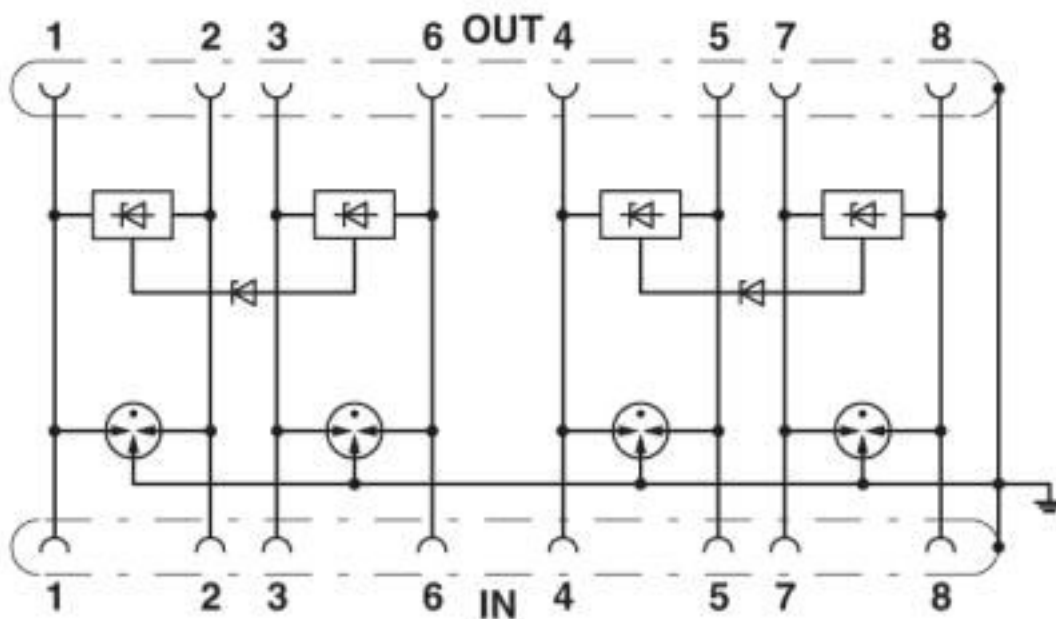


Surge protection device - DT-LAN-CAT.6+ - 2881007

Dimensional drawing



Circuit diagram



Classifications

eCl@ss

eCl@ss 10.0.1	27130807
eCl@ss 4.0	27130800
eCl@ss 4.1	27130800
eCl@ss 5.0	27130800
eCl@ss 5.1	27130800

Surge protection device - DT-LAN-CAT.6+ - 2881007

Classifications

eCl@ss

eCl@ss 6.0	27130800
eCl@ss 7.0	27130807
eCl@ss 8.0	27130807
eCl@ss 9.0	27130807

ETIM

ETIM 2.0	EC000943
ETIM 3.0	EC000943
ETIM 4.0	EC000943
ETIM 5.0	EC000943
ETIM 6.0	EC000943
ETIM 7.0	EC000943

UNSPSC

UNSPSC 6.01	30212010
UNSPSC 7.0901	39121610
UNSPSC 11	39121610
UNSPSC 12.01	39121610
UNSPSC 13.2	39121620
UNSPSC 18.0	39121620
UNSPSC 19.0	39121620
UNSPSC 20.0	39121620
UNSPSC 21.0	39121620

Approvals

Approvals

Approvals

UL Listed / EAC / EAC


Ex Approvals

Approval details

UL Listed		http://database.ul.com/cgi-bin/XYV/template/LISEXT/1FRAME/index.htm	FILE E 138168
-----------	--	---	---------------

Surge protection device - DT-LAN-CAT.6+ - 2881007

Approvals

EAC		EAC-Zulassung
-----	---	---------------

EAC		RU C- DE.*09.B.00169
-----	---	-------------------------

Accessories

Accessories

Patch cable

Patch cable - FL CAT6 PATCH 0,5 - 2891288



Patch cable, CAT6, pre-assembled, 0.5 m

Patch cable - FL CAT6 PATCH 1,0 - 2891385



Patch cable, CAT6, pre-assembled, 1.0 m

Patch cable - FL CAT6 PATCH 2,0 - 2891589



Patch cable, CAT6, pre-assembled, 2.0 m

Phoenix Contact 2020 © - all rights reserved
<http://www.phoenixcontact.com>

PHOENIX CONTACT GmbH & Co. KG
Flachmarktstr. 8
32825 Blomberg
Germany
Tel. +49 5235 300
Fax +49 5235 3 41200
<http://www.phoenixcontact.com>

X-ON Electronics

Largest Supplier of Electrical and Electronic Components

Click to view similar products for [Surge Suppressors](#) category:

Click to view products by [Phoenix Contact](#) manufacturer:

Other Similar products are found below :

[GUS1](#) [GUS12](#) [BSPM1A600D600LVR](#) [2800521](#) [29-2053](#) [GUS11](#) [GUS2](#) [GUS3](#) [30460](#) [SRA64C060X](#) [PC642C015](#) [1810-15-A3](#) [2713175](#)
[4B06B-EC1-150LF](#) [SRA6LC](#) [BPMA75D100LV](#) [CX06M](#) [CCTV1](#) [GUS13](#) [GUS14](#) [GUS5](#) [GUS6](#) [VAL-MS 320/3+0-FM](#) [VAL-US-](#)
[120/40/1+1-FM](#) [VAL-US-120/65/1+1-FM](#) [VAL-US-480D/30/3+0-FM](#) [VAL-US-120/40/1+0-FM](#) [LP-BFDN-CW](#) [LP-STRL-NFF](#) [LP-STRL-](#)
[DFF](#) [GUS22](#) [0804111](#) [5053609](#) [5053201](#) [SPD2-150-1P0](#) [SPD2-550-1P0](#) [6720005416](#) [6720005417](#) [1-2191595-2](#) [STC-CAT6-P0E-I](#) [SPD2-](#)
[350-1P0](#) [FLT-CP-350-ST](#) [TTC-6P-3-HF-F-M-12DC-UT-I](#) [SMTPA200](#) [2800989](#) [2906776](#) [2906810](#) [2906847](#) [2906848](#) [2906851](#)