

Hybrid motor starter - ELR H3-I-SC- 24DC/500AC-0,6 - 2900542

Please be informed that the data shown in this PDF Document is generated from our Online Catalog. Please find the complete data in the user's documentation. Our General Terms of Use for Downloads are valid (<http://phoenixcontact.com/download>)




Hybrid motor starter for starting 3~ AC motors up to 500 V AC and 0.6 A output current, with 24 V DC control voltage, adjustable overload shutdown, and screw connection.

Your advantages

- ✓ 22.5 mm wide
- ✓ Low-wear switching
- ✓ Space saving
- ✓ Reduction in wiring
- ✓ Long service life
- ✓ Adjustable current for bimetal function
- ✓ 3-phase loop bridges



Key Commercial Data

Packing unit	1 pc
GTIN	 4 046356 527675
GTIN	4046356527675

Technical data

Dimensions

Width	22.5 mm
Height	107 mm
Depth	114 mm

Ambient conditions

Ambient temperature (operation)	-25 °C ... 70 °C (observe derating)
Ambient temperature (storage/transport)	-40 °C ... 80 °C
Maximum altitude	≤ 2000 m
Degree of protection	IP20

Device supply

Hybrid motor starter - ELR H3-I-SC- 24DC/500AC-0,6 - 2900542

Technical data

Device supply

Rated control circuit supply voltage U_s	24 V DC
Control supply voltage range	19.2 V DC ... 30 V DC
Rated control supply current I_s	40 mA
Type of protection	Surge protection
	Reverse polarity protection

Input data

Input name	Control input
Rated actuating voltage U_c	24 V DC
Triggering voltage range	19.2 V DC ... 30 V DC
Rated actuating current I_c	5 mA (Input type 1)
Switching threshold	9.6 V ("0" signal)
	19.2 V ("1" signal)
Typical turn-off time	< 30 ms
Type of protection	Reverse polarity protection

Output data load output

Output name	AC output
Rated operating voltage U_e	500 V AC
Operating voltage range	42 V AC ... 550 V AC
Rated operating current I_e	0.6 A (AC-51)
	0.6 A (AC-53a)
Mains frequency	50/60 Hz
Load current range	75 mA ... 600 mA (see to derating)
Trigger characteristic in acc. with IEC 60947-4-2	Class 10A
Cooling time	20 min. (for auto reset)
Leakage current	0 mA
Type of protection	Surge protection

Output data reply output

Output name	Acknowledge output
Note	Confirmation: floating change-over contact, signal contact
Contact type	1 PDT
Switching capacity according to IEC 60947-5-1	3 A (230 V, AC15)
	2 A (24 V, DC13)

General

Motor starter type	Direct starter
Switching frequency	≤ 2 Hz (Load-dependent)
Mounting position	vertical (horizontal DIN rail, motor output below)
Mounting type	DIN rail mounting
Assembly instructions	alignable, for spacing see derating
Operating mode	100% operating factor

Hybrid motor starter - ELR H3-I-SC- 24DC/500AC-0,6 - 2900542

Technical data

General

Maximum power dissipation	1.5 W
Minimum power dissipation	1.1 W
Operating voltage display	Green LED
Status display	Yellow LED
Indication	Red LED

Connection data

Connection name	Control circuits
Connection method	Screw connection
Stripping length	8 mm
Screw thread	M3
Conductor cross section solid	0.2 mm ² ... 2.5 mm ²
Conductor cross section flexible	0.2 mm ² ... 2.5 mm ²
Conductor cross section AWG	24 ... 14
Torque	0.5 Nm ... 0.6 Nm
	5 lb _f -in. ... 7 lb _f -in.

Connection data 2

Connection name	Load circuit
Connection method	Screw connection
Stripping length	8 mm
Screw thread	M3
Conductor cross section solid	0.2 mm ² ... 2.5 mm ²
Conductor cross section flexible	0.2 mm ² ... 2.5 mm ²
Conductor cross section AWG	24 ... 14
Torque	0.5 Nm ... 0.6 Nm
	5 lb _f -in. ... 7 lb _f -in.

Insulation characteristics

Rated insulation voltage	500 V
Rated surge voltage	6 kV
Overvoltage category	III
Degree of pollution	2
Designation	Insulation characteristics between the control input and control supply voltage, and auxiliary circuit to the main circuit
Insulation	Safe isolation (IEC 60947-1) at operating voltage ≤ 300 V AC (e.g., 230/400 V AC, 277/480 V AC)
	Safe isolation (EN 50178) at operating voltage ≤ 300 V A (e.g., 230/400 V AC, 277/480 V AC)
	Basic isolation (IEC 60947-1) at operating voltage 300 ... 500 V AC
	Safe isolation (EN 50178) at operating voltage 300 ... 500 V AC
Designation	Isolation characteristics between the control input and control supply voltage to auxiliary circuit
Insulation	Safe isolation (IEC 60947-1) in the auxiliary circuit ≤ 300 V AC

Hybrid motor starter - ELR H3-I-SC- 24DC/500AC-0,6 - 2900542

Technical data

Insulation characteristics

	Safe isolation (EN 50178) in the auxiliary circuit ≤ 300 V AC
--	---

Standards and Regulations

Designation	Standards/regulations
Standards/regulations	IEC 60947-1
	IEC 60947-4-2
	IEC 61508
	ISO 13849

Conformance/approvals

Designation	UL approval
Certificate	NLDX.E228652

UL data

SCCR	100 kA (500 V AC (fuse: 30 A class CC/30 A class J (high fault)))
	5 kA (500 V AC (fuse: 20 A RK5 (standard fault)))
FLA	0.6 A (500 V AC)
Group installation	20 A (class RK5, SCCR 5kA, #24 - 14 AWG max. solid and stranded)
	30 A (class CC or J, SCCR 100kA, #24 - 14 AWG max, solid and stranded)
Category code	NLDX / NRNT

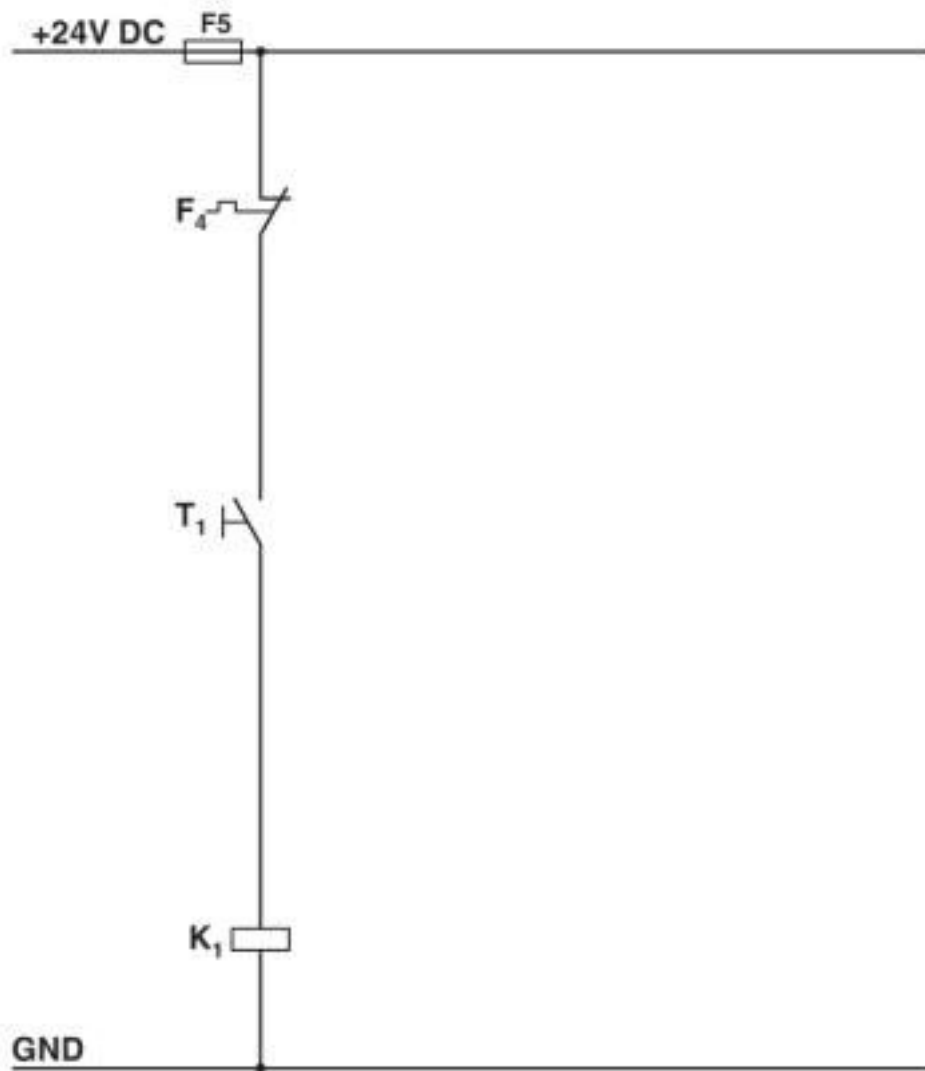
Environmental Product Compliance

REACH SVHC	Lead 7439-92-1
China RoHS	Environmentally Friendly Use Period = 50 years
	For details about hazardous substances go to tab "Downloads", Category "Manufacturer's declaration"

Drawings

Hybrid motor starter - ELR H3-I-SC- 24DC/500AC-0,6 - 2900542

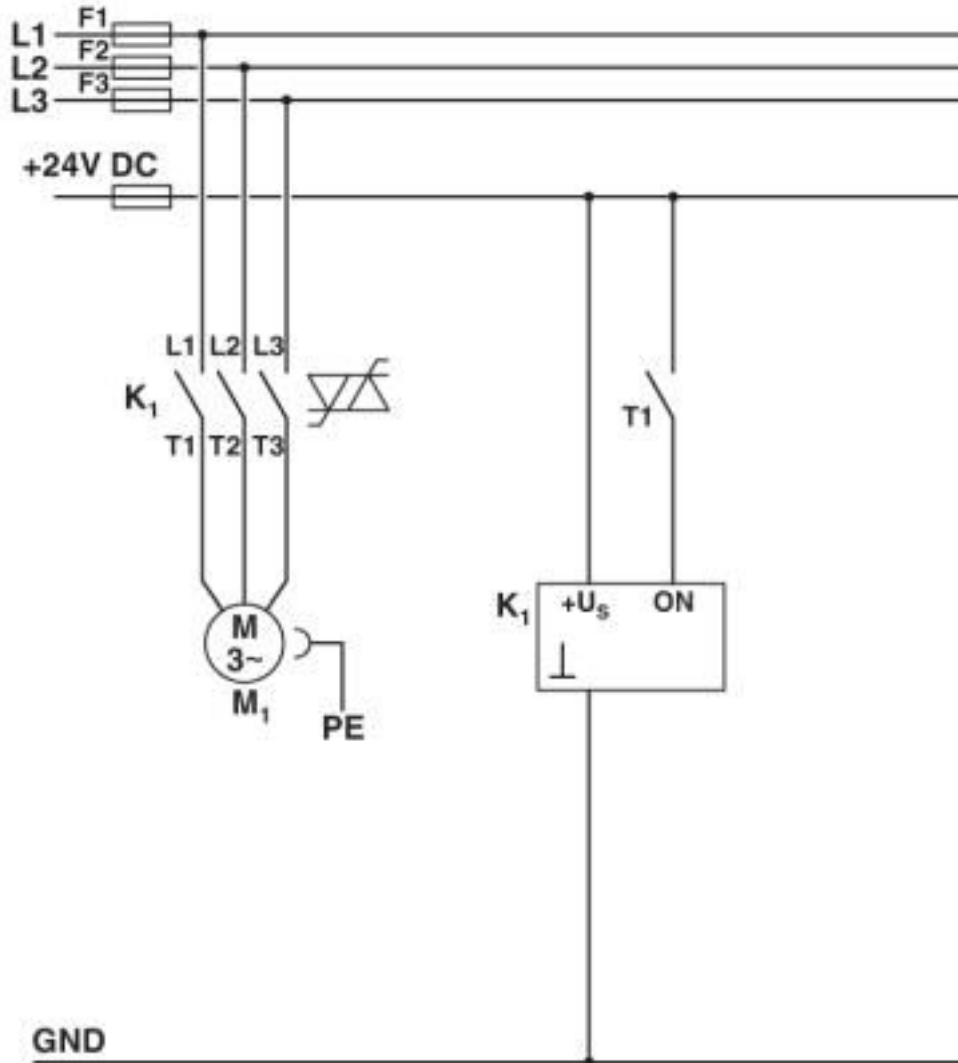
Circuit diagram



Conventional structure
Control current path contactor
K1 = Right contactor
T1 = Right
F4 = Motor protection relay

Hybrid motor starter - ELR H3-I-SC- 24DC/500AC-0,6 - 2900542

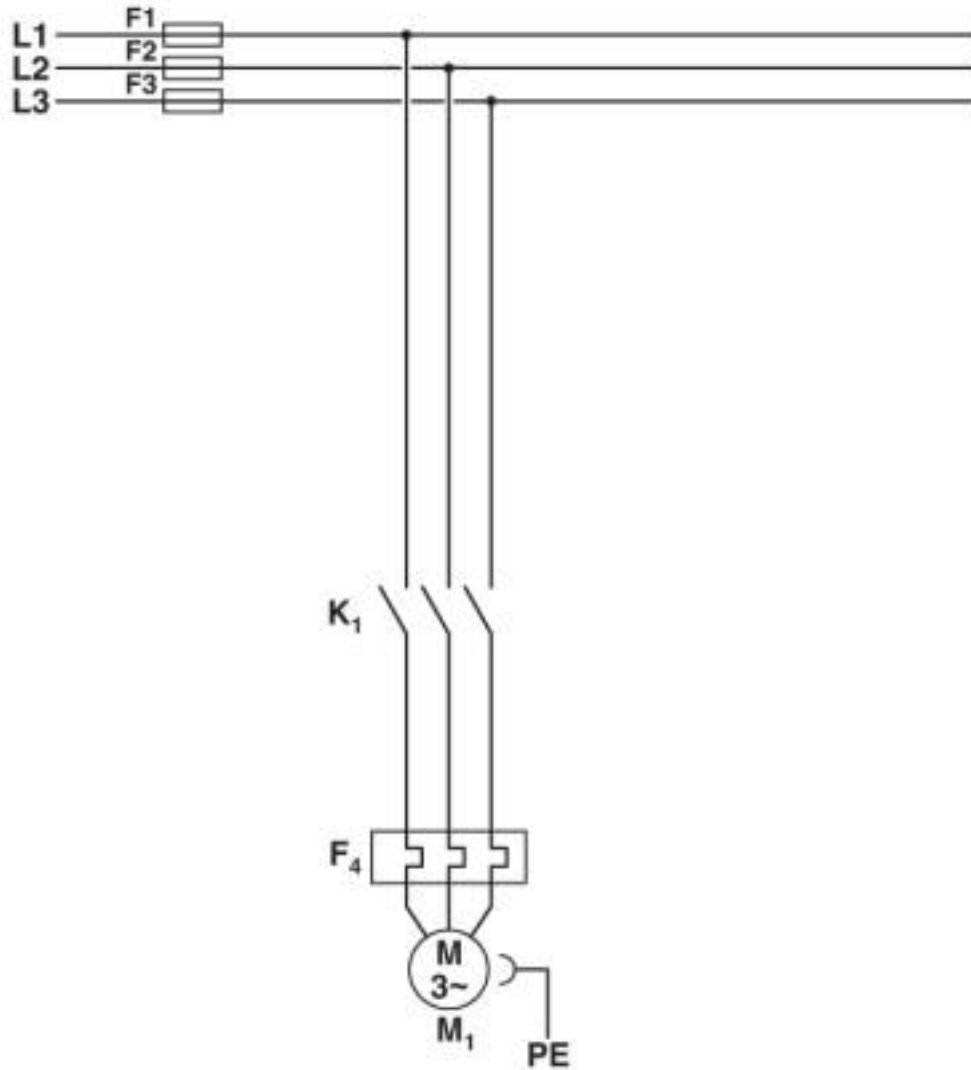
Circuit diagram



Structure with CONTACTRON
Main and control current path for '2 in 1' hybrid motor starter
K1 = '2 in 1' hybrid motor starter
T1 = Right

Hybrid motor starter - ELR H3-I-SC- 24DC/500AC-0,6 - 2900542

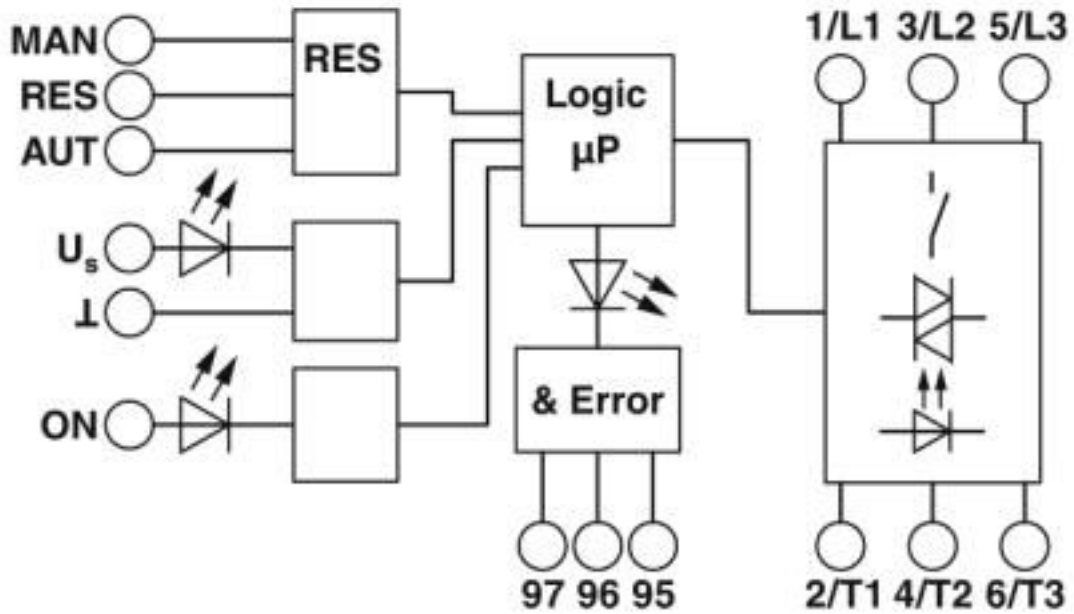
Circuit diagram



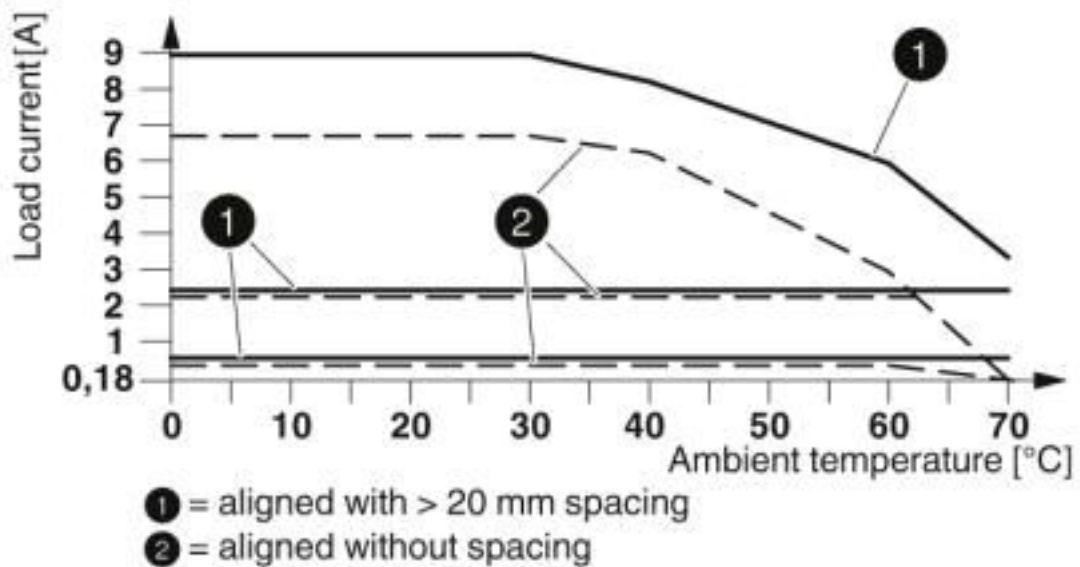
Conventional structure
Main current path reversing contactor
K1 = Right contactor
F4 = Motor protection relay

Hybrid motor starter - ELR H3-I-SC- 24DC/500AC-0,6 - 2900542

Block diagram



Diagram



Derating diagram

Classifications

eCl@ss

eCl@ss 10.0.1	27370905
eCl@ss 4.0	27021100
eCl@ss 4.1	27021100

Hybrid motor starter - ELR H3-I-SC- 24DC/500AC-0,6 - 2900542

Classifications

eCl@ss

eCl@ss 5.0	27024000
eCl@ss 5.1	27024000
eCl@ss 6.0	27024000
eCl@ss 7.0	27024002
eCl@ss 8.0	27024002
eCl@ss 9.0	27370905

ETIM

ETIM 2.0	EC001037
ETIM 3.0	EC001037
ETIM 4.0	EC001037
ETIM 5.0	EC001037
ETIM 6.0	EC001037
ETIM 7.0	EC001037

UNSPSC

UNSPSC 6.01	30211915
UNSPSC 7.0901	39121514
UNSPSC 11	39121514
UNSPSC 12.01	39121514
UNSPSC 13.2	25173902
UNSPSC 18.0	25173902
UNSPSC 19.0	25173902
UNSPSC 20.0	25173902
UNSPSC 21.0	25173902

Approvals


Approvals

Approvals

UL Listed / cUL Listed / UL Listed / IECCE CB Scheme / cUL Listed / CCC / EAC

Ex Approvals

Approval details

UL Listed		http://database.ul.com/cgi-bin/XYVV/template/LISEXT/1FRAME/index.htm	FILE E 228652
-----------	---	---	---------------

Hybrid motor starter - ELR H3-I-SC- 24DC/500AC-0,6 - 2900542

Approvals

cUL Listed		http://database.ul.com/cgi-bin/XYV/template/LISEXT/1FRAME/index.htm	FILE E 228652
------------	--	---	---------------

UL Listed		http://database.ul.com/cgi-bin/XYV/template/LISEXT/1FRAME/index.htm	FILE E 323771
-----------	--	---	---------------

IECEE CB Scheme		http://www.iecee.org/	DE1-55728
-----------------	--	---	-----------

cUL Listed		http://database.ul.com/cgi-bin/XYV/template/LISEXT/1FRAME/index.htm	FILE E 323771
------------	--	---	---------------

CCC			2016010304871315
-----	--	--	------------------

EAC			RU*C- DE.*08.B.00520*
-----	--	--	--------------------------

Accessories

Accessories

Adapter

Adapter - EM-CPS-DA-22,5F/16A - 1002668



Device adapter with fuse holder for 16 A fuse (10x38/Class CC), CrossLink® interface and fixed DIN rail

Assembly adapter

Hybrid motor starter - ELR H3-I-SC- 24DC/500AC-0,6 - 2900542

Accessories

Power distribution board - EM-CPS-225 - 1002634



Modular power distribution board with CrossLink® interface, 125 A, 3-pos., touch-proof and protection against polarity reversal, width: 225 mm

Power distribution board - EM-CPS-405 - 1002635



Modular power distribution board with CrossLink® interface, 125 A, 3-pos., touch-proof and protection against polarity reversal, width: 405 mm

Connection module - EM-CPS-TB3/63A - 1002633



Connection module with integrated spring-loaded terminals for cables from 1.5 to 16 mm², 3-pos., maximum 63 A

Bridge

Jumper - BRIDGE- 4-3M - 2901659



3-phase loop bridge for 4 CONTACTRON modules, with screw connection and 22.5 mm housing width, connecting cable: 3 m

Cover

Covering hood - BRIDGE COVER - 2906240



The BRIDGE COVER covering hood is used to cover unused plugs on the CONTACTRON bridge that may subsequently be used to extend the system. The hood can be used with the screw and Push-in version of the bridge.

Device marking

Hybrid motor starter - ELR H3-I-SC- 24DC/500AC-0,6 - 2900542

Accessories

Plastic label - US-EMLP (15X5) - 0828790



Plastic label, Card, white, unlabeled, can be labeled with: BLUEMARK ID COLOR, BLUEMARK ID, THERMOMARK PRIME, THERMOMARK CARD 2.0, THERMOMARK CARD, mounting type: adhesive, lettering field size: 15 x 5 mm, Number of individual labels: 189

Plastic label - UC-EMLP (15X5) - 0819301



Plastic label, Sheet, white, unlabeled, can be labeled with: BLUEMARK ID COLOR, BLUEMARK ID, BLUEMARK CLED, PLOTMARK, CMS-P1-PLOTTER, mounting type: adhesive, lettering field size: 15 x 5 mm, Number of individual labels: 10

Loop bridge

Jumper - BRIDGE- 2 - 2900746



3-phase loop bridge for 2 CONTACTRON modules, with screw connection and 22.5 mm housing width, connecting cable: 0.3 m, with ferrules.

Jumper - BRIDGE- 3 - 2900747



3-phase loop bridge for 3 CONTACTRON modules, with screw connection and 22.5 mm housing width, connecting cable: 0.3 m, with ferrules.

Jumper - BRIDGE- 4 - 2900748



3-phase loop bridge for 4 CONTACTRON modules, with screw connection and 22.5 mm housing width, connecting cable: 0.3 m, with ferrules.

Hybrid motor starter - ELR H3-I-SC- 24DC/500AC-0,6 - 2900542

Accessories

Jumper - BRIDGE- 5 - 2900749



3-phase loop bridge for 5 CONTACTRON modules, with screw connection and 22.5 mm housing width, connecting cable: 0.3 m, with ferrules.

Jumper - BRIDGE- 6 - 2900750



3-phase loop bridge for 6 CONTACTRON modules, with screw connection and 22.5 mm housing width, connecting cable: 0.3 m, with ferrules.

Jumper - BRIDGE- 7 - 2900751



3-phase loop bridge for 7 CONTACTRON modules, with screw connection and 22.5 mm housing width, connecting cable: 0.3 m, with ferrules.

Jumper - BRIDGE- 8 - 2900752



3-phase loop bridge for 8 CONTACTRON modules, with screw connection and 22.5 mm housing width, connecting cable: 0.3 m, with ferrules.

Jumper - BRIDGE- 9 - 2900753



3-phase loop bridge for 9 CONTACTRON modules, with screw connection and 22.5 mm housing width, connecting cable: 0.3 m, with ferrules.

Hybrid motor starter - ELR H3-I-SC- 24DC/500AC-0,6 - 2900542

Accessories

Jumper - BRIDGE-10 - 2900754



3-phase loop bridge for 10 CONTACTRON modules, with screw connection and 22.5 mm housing width, connecting cable: 0.3 m, with ferrules.

Jumper - BRIDGE- 2-1M - 2901542



3-phase loop bridge for 2 CONTACTRON modules, with screw connection and 22.5 mm housing width, connecting cable: 1 m

Jumper - BRIDGE- 3-1M - 2901655



3-phase loop bridge for 3 CONTACTRON modules, with screw connection and 22.5 mm housing width, connecting cable: 1 m

Jumper - BRIDGE- 4-1M - 2901658



3-phase loop bridge for 4 CONTACTRON modules, with screw connection and 22.5 mm housing width, connecting cable: 1 m

Jumper - BRIDGE- 5-1M - 2901544



3-phase loop bridge for 5 CONTACTRON modules, with screw connection and 22.5 mm housing width, connecting cable: 1 m

Hybrid motor starter - ELR H3-I-SC- 24DC/500AC-0,6 - 2900542

Accessories

Jumper - BRIDGE- 6-1M - 2901649



3-phase loop bridge for 6 CONTACTRON modules, with screw connection and 22.5 mm housing width, connecting cable: 1 m

Jumper - BRIDGE- 2-3M - 2901543



3-phase loop bridge for 2 CONTACTRON modules, with screw connection and 22.5 mm housing width, connecting cable: 3 m

Jumper - BRIDGE- 3-3M - 2901656



3-phase loop bridge for 3 CONTACTRON modules, with screw connection and 22.5 mm housing width, connecting cable: 3 m

Jumper - BRIDGE- 5-3M - 2901545



3-phase loop bridge for 5 CONTACTRON modules, with screw connection and 22.5 mm housing width, connecting cable: 3 m

Jumper - BRIDGE- 6-3M - 2901697



3-phase loop bridge for 6 CONTACTRON modules, with screw connection and 22.5 mm housing width, connecting cable: 3 m

Hybrid motor starter - ELR H3-I-SC- 24DC/500AC-0,6 - 2900542

Accessories

Jumper - BRIDGE- 7-3M - 2901698



3-phase loop bridge for 7 CONTACTRON modules, with screw connection and 22.5 mm housing width, connecting cable: 3 m

Jumper - BRIDGE- 8-3M - 2901700



3-phase loop bridge for 8 CONTACTRON modules, with screw connection and 22.5 mm housing width, connecting cable: 3 m

Jumper - BRIDGE- 9-3M - 2901701



3-phase loop bridge for 9 CONTACTRON modules, with screw connection and 22.5 mm housing width, connecting cable: 3 m

Jumper - BRIDGE-10-3M - 2901702



3-phase loop bridge for 10 CONTACTRON modules, with screw connection and 22.5 mm housing width, connecting cable: 3 m

Jumper - BRIDGE- 2- 2M/0,3M - 2909897



3-phase loop bridge for 2 CONTACTRON modules, with screw connection and 22.5 mm housing width, cable length between the modules: 0.3 m, connecting cable: 2 m

Hybrid motor starter - ELR H3-I-SC- 24DC/500AC-0,6 - 2900542

Accessories

Jumper - BRIDGE- 3- 2M/0,3M - 2909898



3-phase loop bridge for 3 CONTACTRON modules, with screw connection and 22.5 mm housing width, cable length between the modules: 0.3 m, connecting cable: 2 m

Jumper - BRIDGE- 4- 2M/0,3M - 2909899



3-phase loop bridge for 4 CONTACTRON modules, with screw connection and 22.5 mm housing width, cable length between the modules: 0.3 m, connecting cable: 2 m

Phoenix Contact 2020 © - all rights reserved
<http://www.phoenixcontact.com>

PHOENIX CONTACT GmbH & Co. KG
Flachsmarktstr. 8
32825 Blomberg
Germany
Tel. +49 5235 300
Fax +49 5235 3 41200
<http://www.phoenixcontact.com>

X-ON Electronics

Largest Supplier of Electrical and Electronic Components

Click to view similar products for [Terminal Block Interface Modules](#) category:

Click to view products by [Phoenix Contact](#) manufacturer:

Other Similar products are found below :

[73-551-6002I](#) [GCN1MX25B](#) [DIN-50P-01](#) [DIN-68H-01](#) [DIN-96DI-01](#) [2291901](#) [2295185](#) [2907794](#) [2M10FCL](#) [FLKM-2I/O](#) [FLKM-4I/O](#)
[2281759](#) [2906251](#) [2907808](#) [5601749](#) [5541962](#) [1776613-1](#) [GCN1-004A](#) [ADAM-3920R-AE](#) [060-6827-06](#) [2311030](#) [2287708](#) [XW2C-20G6-](#)
[IO16](#) [GCN1-T](#) [MACX](#) [MCR-VAC](#) [5775235](#) [ADAM-3956-BE](#) [XW6T-COM2.5X20YL](#) [XW6T-COM1.5X8BL](#) [XW6T-COM1.5X16BL](#)
[XW6T-COM1.5X20YL](#) [XW6T-COM1.5X16YL](#) [XW6T-COM1.5X20RD](#) [XW6T-COM1.5X20BL](#) [XW6T-COM2.5X8BL](#) [1976610000](#) [UM](#)
[45-D50SUB/B/ZFKDS](#) [5541234](#) [410-261](#) [902056](#) [2906243](#) [2906915](#) [2907706](#) [ADAM-3909-AE](#) [ADAM-3920-AE](#) [ADAM-3925-AE](#)
[ADAM-3937-BE](#) [ADAM-3950-AE](#) [ADAM-3951-BE](#) [ADAM-3968-AE](#)