

Type 2 surge arrester - VAL-MS 350 VF/1+1 - 2901865


Please be informed that the data shown in this PDF Document is generated from our Online Catalog. Please find the complete data in the user's documentation. Our General Terms of Use for Downloads are valid (<http://phoenixcontact.com/download>)



Plug-in surge arrester free of leakage current for 1-phase power supply networks with separate N and PE (3-conductor system: L1, N, PE).



Key Commercial Data

Packing unit	1 pc
GTIN	 4 046356 912839
GTIN	4046356912839

Technical data

Dimensions

Height	89.8 mm
Width	35.6 mm
Depth	65.7 mm (incl. DIN rail 7.5 mm)
Horizontal pitch	2 Div.

Ambient conditions

Degree of protection	IP20 (only when all terminal points are used)
Ambient temperature (operation)	-40 °C ... 80 °C
Ambient temperature (storage/transport)	-40 °C ... 80 °C
Altitude	≤ 2000 m (amsl (above mean sea level))
Permissible humidity (operation)	5 % ... 95 %
Shock (operation)	25g (Half-sine / 11 ms / 3x ±X, ±Y, ±Z)
Vibration (operation)	5g (10 ... 500 Hz / 2.5 h / X, Y, Z)

General

IEC test classification	II
	T2
EN type	T2
IEC power supply system	TN-S

Type 2 surge arrester - VAL-MS 350 VF/1+1 - 2901865

Technical data

General

	TT
Mode of protection	L-N
	L-PE
	N-PE
Mounting type	DIN rail: 35 mm
Color	jet black RAL 9005
Housing material	PA 6.6
	PBT
Degree of pollution	2
Flammability rating according to UL 94	V-0
Type	DIN rail module, two-section, divisible
Number of positions	2
Surge protection fault message	optical

Protective circuit

Nominal voltage U_N	240/415 V AC (TN-S)
	240/415 V AC (TT)
Nominal frequency f_N	50 Hz (60 Hz)
Maximum continuous operating voltage U_C (L-N)	350 V AC
Maximum continuous operating voltage U_C (L-PE)	350 V AC
Maximum continuous voltage U_C (N-PE)	260 V AC
Rated load current I_L	80 A
Residual current I_{PE}	$\leq 5 \mu A$
Standby power consumption P_C	$\leq 2 \text{ mVA}$
Nominal discharge current I_n (8/20) μs (L-N)	10 kA
Nominal discharge current I_n (8/20) μs (L-PE)	10 kA
Nominal discharge current I_n (8/20) μs (N-PE)	20 kA
Maximum discharge current I_{max} (8/20) μs (L-N)	20 kA
Maximum discharge current I_{max} (8/20) μs (L-PE)	20 kA
Maximum discharge current I_{max} (8/20) μs (N-PE)	40 kA
Follow current interrupt rating I_{fi} (N-PE)	100 A (260 V)
Short-circuit current rating I_{SCCR}	25 kA
Voltage protection level U_p (L-N)	$\leq 1.5 \text{ kV}$
Voltage protection level U_p (L-PE)	$\leq 2 \text{ kV}$
Voltage protection level U_p (N-PE)	$\leq 1.5 \text{ kV}$
Residual voltage U_{res} (L-N)	$\leq 1.2 \text{ kV}$ (at I_n)
	$\leq 1.2 \text{ kV}$ (at 10 kA)
	$\leq 1.1 \text{ kV}$ (at 5 kA)
Residual voltage U_{res} (L-PE)	$\leq 1.35 \text{ kV}$ (at I_n)
	$\leq 1.35 \text{ kV}$ (at 10 kA)

Type 2 surge arrester - VAL-MS 350 VF/1+1 - 2901865

Technical data

Protective circuit

	≤ 1.2 kV (at 5 kA)
Residual voltage U_{res} (N-PE)	≤ 0.4 kV (at I_n)
	≤ 0.25 kV (at 10 kA)
	≤ 0.15 kV (at 5 kA)
	≤ 0.1 kV (at 3 kA)
TOV behavior at U_T (L-N)	415 V AC (5 s / withstand mode)
	440 V AC (120 min / withstand mode)
TOV behavior at U_T (N-PE)	1200 V AC (200 ms / withstand mode)
Response time t_A	≤ 100 ns
Max. backup fuse with V-type through wiring	80 A (gG)
Max. backup fuse with branch wiring	125 A (gG)

Connection data

Connection method	Screw connection
Screw thread	M5
Tightening torque	3 Nm (1.5 mm ² ... 16 mm ²)
	4.5 Nm (25 mm ² ... 35 mm ²)
Stripping length	16 mm
Conductor cross section flexible	1.5 mm ² ... 25 mm ²
Conductor cross section solid	1.5 mm ² ... 35 mm ²
Conductor cross section AWG	15 ... 2
Connection method	Fork-type cable lug
Conductor cross section flexible	1.5 mm ² ... 16 mm ²

UL specifications

SPD Type	4CA
Maximum continuous operating voltage MCOV (L-N)	350 V AC
Maximum continuous operating voltage MCOV (L-G)	350 V AC
Maximum continuous operating voltage MCOV (N-G)	260 V AC
Nom. voltage	240 V AC
Mode of protection	L-N
	L-G
	N-G
Power distribution system	Single phase
Nominal frequency	50/60 Hz
Measured limiting voltage MLV (L-N)	1610 V
Measured limiting voltage MLV (L-G)	2030 V
Measured limiting voltage MLV (N-G)	870 V
Nominal discharge current I_n (L-N)	20 kA
Nominal discharge current I_n (L-G)	20 kA
Nominal discharge current I_n (N-G)	20 kA

Type 2 surge arrester - VAL-MS 350 VF/1+1 - 2901865

Technical data

UL connection data

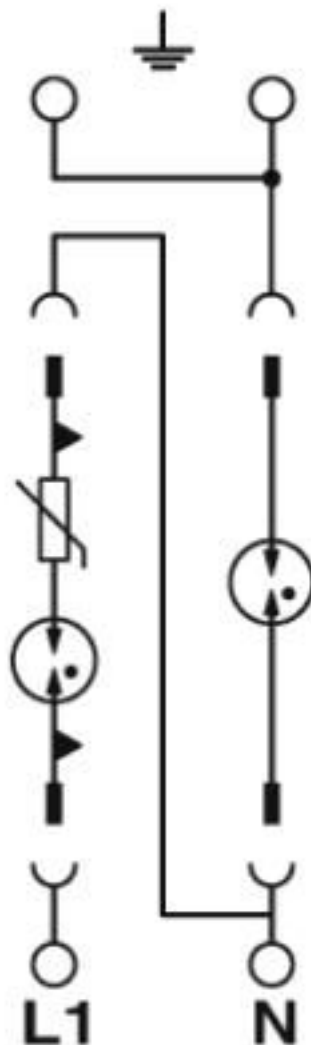
Conductor cross section AWG	10 ... 2
Tightening torque	30 lb _r -in.

Standards and Regulations

Standards/regulations	IEC 61643-11 2011
	EN 61643-11 2012

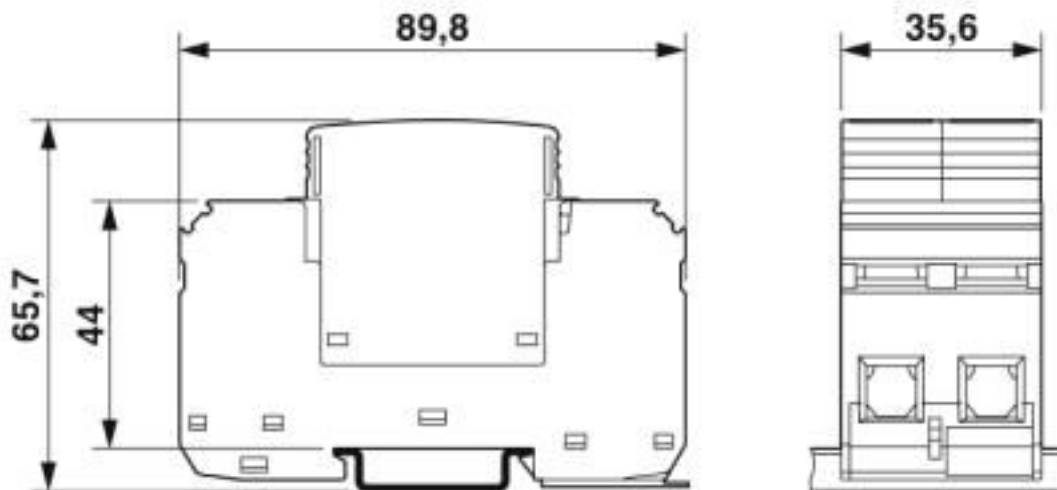
Drawings

Circuit diagram



Type 2 surge arrester - VAL-MS 350 VF/1+1 - 2901865

Dimensional drawing



Classifications

eCl@ss

eCl@ss 4.0	27140201
eCl@ss 4.1	27130801
eCl@ss 5.0	27130801
eCl@ss 5.1	27130800
eCl@ss 6.0	27130800
eCl@ss 7.0	27130805
eCl@ss 8.0	27130805
eCl@ss 9.0	27130805

ETIM

ETIM 5.0	EC000941
ETIM 6.0	EC000941

UNSPSC

UNSPSC 6.01	30212010
UNSPSC 7.0901	39121610
UNSPSC 11	39121610
UNSPSC 12.01	39121610
UNSPSC 13.2	39121620
UNSPSC 19.0	39121620

Accessories

Accessories

Bridge

Type 2 surge arrester - VAL-MS 350 VF/1+1 - 2901865

Accessories

Wiring bridge - MPB 18/1- 2 - 2809209



Wiring bridge for modules with connecting pitch 17.5 mm, 1-phase, 2-pos.

Wiring bridge - MPB 18/1- 3 - 2809212



Wiring bridge for modules with connecting pitch 17.5 mm, 1-phase, 3-pos.

Wiring bridge - MPB 18/1- 4 - 2809225



Wiring bridge for modules with connecting pitch 17.5 mm, 1-phase, 4-pos.

Wiring bridge - MPB 18/1- 6 - 2748564



Wiring bridge for modules with connecting pitch 17.5 mm, 1-phase, 6-pos.

Wiring bridge - MPB 18/1- 7 BU - 2856278



Wiring bridge for modules with connecting pitch 17.5 mm, 1-phase, 7-pos., color: Blue

Type 2 surge arrester - VAL-MS 350 VF/1+1 - 2901865

Accessories

Wiring bridge - MPB 18/1- 8 BU - 2858470



Wiring bridge for modules with connecting pitch 17.5 mm, 1-phase, 8-pos., color: Blue

Wiring bridge - MPB 18/1- 8 - 2748577



Wiring bridge for modules with connecting pitch 17.5 mm, 1-phase, 8-pos.

Wiring bridge - MPB 18/1- 9 - 2748580



Wiring bridge for modules with connecting pitch 17.5 mm, 1-phase, 9-pos.

Wiring bridge - MPB 18/1-12 - 2748593



Wiring bridge for modules with connecting pitch 17.5 mm, 1-phase, 12-pos.

Wiring bridge - MPB F200X16/ 1GS - 2818339



Wiring bridge flexible, diameter 16 mm², with a fork-type cable lug on one side, length: 200 mm

Type 2 surge arrester - VAL-MS 350 VF/1+1 - 2901865

Accessories

Wiring bridge - MPB F400X16/ 1GS - 2818342



Wiring bridge flexible, diameter 16 mm², with a fork-type cable lug on one side, length: 400 mm

Wiring bridge - MPB F600X16/ 1GS - 2818355



Wiring bridge flexible, diameter: 16 mm², with a fork-type cable lug on one side, length: 600 mm

Device marking

Zack marker strip - ZBN 18:UNBEDRUCKT - 2809128



Zack marker strip, Strip, white, unlabeled, can be labeled with: CMS-P1-PLOTTER, PLOTMARK, mounting type: snap into tall marker groove, for terminal block width: 18 mm, lettering field size: 18 x 5 mm, Number of individual labels: 5

Feed-through terminal block

Feed-through terminal block - DK-BIC-35 - 2749880



Feed-through terminal block for VAL and FLT applications

Labeled device marker

Marker for terminal blocks - ZBN 18,LGS:ERDE - 2749589



Marker for terminal blocks, Strip, white, labeled, horizontal: Grounding symbol, mounting type: snap into tall marker groove, for terminal block width: 18 mm, lettering field size: 18 x 5 mm, Number of individual labels: 5

Type 2 surge arrester - VAL-MS 350 VF/1+1 - 2901865

Accessories

Marker for terminal blocks - ZBN 18,LGS:L1-N,ERDE - 2749576



Marker for terminal blocks, Strip, white, labeled, horizontal: L1, L2, L3, N, GND, mounting type: snap into tall marker groove, for terminal block width: 18 mm, lettering field size: 18 x 5 mm, Number of individual labels: 5

Marker pen

Marker pen - B-STIFT - 1051993



Marker pen, for manual labeling of unprinted Zack strips, smear-proof and waterproof, line thickness 0.5 mm

Spare parts

Type 2 surge protection plug - VAL-MS 350 VF ST - 2856595



Surge protection connector type 2 with series connection consisting of varistor and gas-filled spark gap for VAL-MS base element, thermal monitoring, visual fault warning. Design: 350 V AC

Type 2 surge protection plug - F-MS 12 ST - 2817990



Surge protection plug type 2, with N-PE total current spark gap for base element.

X-ON Electronics

Largest Supplier of Electrical and Electronic Components

Click to view similar products for [Surge Suppressors](#) category:

Click to view products by [Phoenix Contact](#) manufacturer:

Other Similar products are found below :

[GUS1](#) [GUS12](#) [BSPM1A600D600LVR](#) [2800521](#) [29-2053](#) [GUS11](#) [GUS2](#) [GUS3](#) [GUS4](#) [30460](#) [SRA64C060X](#) [PC642C015](#) [1810-15-A3](#)
[2713175](#) [4B06B-EC1-150LF](#) [SRA6LC](#) [BPMA75D100LV](#) [CX06M](#) [CCTV1](#) [GUS13](#) [GUS14](#) [GUS5](#) [GUS6](#) [VAL-MS 320/3+0-FM](#) [VAL-US-](#)
[120/40/1+1-FM](#) [VAL-US-120/65/1+1-FM](#) [VAL-US-480D/30/3+0-FM](#) [VAL-US-120/40/1+0-FM](#) [STCHSP121BT1RU](#) [LP-BFDN-CW](#) [LP-](#)
[STRL-NFF](#) [LP-STRL-DFE](#) [GUS22](#) [0804111](#) [5053609](#) [5053201](#) [SPD2-150-1P0](#) [SPD2-550-1P0](#) [6720005416](#) [6720005417](#) [1-2191595-2](#)
[STC-CAT6-P0E-I](#) [SPD2-350-1P0](#) [FLT-CP-350-ST](#) [TTC-6P-3-HF-F-M-12DC-UT-I](#) [SMTPA200](#) [2800989](#) [2906776](#) [2906810](#) [2906847](#)