

Cable - CABLE-FCN40/4X14/10,0M/IM/MEL - 2903509


Please be informed that the data shown in this PDF Document is generated from our Online Catalog. Please find the complete data in the user's documentation. Our General Terms of Use for Downloads are valid (<http://phoenixcontact.com/download>)



Round cable set; controller: Mitsubishi Electric MELSEC L, MELSEC Q, Honeywell MasterLogic ML200; connection 1: Fujitsu connector (1x 40-position); connection 2: IDC/FLK socket strip (4x 14-position); cable length: 10 m



Key Commercial Data

Packing unit	1 pc
GTIN	 4 046356 745475
GTIN	4046356745475

Technical data

Ambient conditions

Ambient temperature (operation)	-40 °C ... 70 °C (fixed installation)
	-10 °C ... 70 °C (flexible installation)
Ambient temperature (storage/transport)	-40 °C ... 80 °C
Maximum altitude	≤ 2000 m
Degree of protection	IP00
	≥ IP54 (Installation location)

General

Max. permissible operating voltage	25 V AC
	60 V DC
Max. current carrying capacity per path	1 A (50 °C)
	0.6 A (70 °C)
Length of cable	10 m
External cable diameter	4x 6.1 mm ±0.4 mm
Single wire, cross section	0.14 mm ²
Single wire, cross section [AWG]	26
Single wire, number of litz wires	7
Single wire, material	Cu tin-plated

Cable - CABLE-FCN40/4X14/10,0M/IM/MEL - 2903509

Technical data

General

Wire diameter incl. insulation	1 mm ±0.03 mm
Smallest bending radius, fixed installation	52 mm
Smallest bending radius, movable installation	98 mm
Bending cycles	5000 (at a radius of ≥ 15x outside diameter)
Shielding	no
Cable insulation resistance	≥ 20 MΩ/km (20 °C)
Cable resistance	≤ 145 Ω/km (20 °C)
Outer sheath, material	Semi-rigid PVC
External sheath, color	gray
Nominal operating mode	100% operating factor

Connection data

Connection name	Field level
Connection in acc. with standard	IEC 60603-13
Connection method	IDC/FLK socket strip
Number of connections	4
Number of positions	14
Insertion/withdrawal cycles	> 50
Pitch	2.54 mm

Connection data 2

Connection name	Controller level
Connection method	Fujitsu connector
Number of connections	1
Number of positions	40
Insertion/withdrawal cycles	> 50

Standards and Regulations

Flame resistance	UL VW-1
	CSA FT-1
	IEC 60332-1-2
	VDE 0842, Part 332-1-2
	IEC 60332-3-22
Resistance to oil	against occasional splashes
Gasoline resistance	against occasional splashes
Designation	Air clearances and creepage distances
Standards/regulations	DIN EN 50178
Rated insulation voltage	63 V
Rated surge voltage	0.6 kV
Insulation	Functional insulation
Pollution degree	2
Overvoltage category	II

Cable - CABLE-FCN40/4X14/10,0M/IM/MEL - 2903509

Technical data

Supported controller

Controller	MITSUBISHI MELSEC Q
- suitable I/O card	QX41
	QX41-S1
	QX42
	QX42-S1
	QY41P
	QY42P
	QH42P
	QY82P
Controller	MITSUBISHI MELSEC L
- suitable I/O card	LX41C4
	LX42C4
	LY41NT1P
	LY42NT1P
	LY41PT1P
	LY42PT1P
Controller	Honeywell MasterLogic 200
- suitable I/O card	2MLQ-TR4A
	2MLQ-TR8A
	2MLQ-TR4B
	2MLQ-TR8B

Color code

Connector 1 = connector 2 (optional) = wire color	Fujitsu40 (B20) = IDC/FLK14-1 (1) = black
	Fujitsu40 (B19) = IDC/FLK14-1 (2) = brown
	Fujitsu40 (B18) = IDC/FLK14-1 (3) = red
	Fujitsu40 (B17) = IDC/FLK14-1 (4) = orange
	Fujitsu40 (B16) = IDC/FLK14-1 (5) = yellow
	Fujitsu40 (B15) = IDC/FLK14-1 (6) = green
	Fujitsu40 (B14) = IDC/FLK14-1 (7) = blue
	Fujitsu40 (B13) = IDC/FLK14-1 (8) = violet
	Fujitsu40 (B1) = IDC/FLK14-1 (9) = gray
	Fujitsu40 (A1) = IDC/FLK14-1 (10) = white
	Fujitsu40 (B12) = IDC/FLK14-2 (1) = black
	Fujitsu40 (B11) = IDC/FLK14-2 (2) = brown
	Fujitsu40 (B10) = IDC/FLK14-2 (3) = red
	Fujitsu40 (B9) = IDC/FLK14-2 (4) = orange
	Fujitsu40 (B8) = IDC/FLK14-2 (5) = yellow
	Fujitsu40 (B7) = IDC/FLK14-2 (6) = green
	Fujitsu40 (B6) = IDC/FLK14-2 (7) = blue
	Fujitsu40 (B5) = IDC/FLK14-2 (8) = violet

Cable - CABLE-FCN40/4X14/10,0M/IM/MEL - 2903509

Technical data

Color code

	Fujitsu40 (B1) = IDC/FLK14-2 (9) = gray
	Fujitsu40 (A1) = IDC/FLK14-2 (10) = white
	Fujitsu40 (A20) = IDC/FLK14-3 (1) = black
	Fujitsu40 (A19) = IDC/FLK14-3 (2) = brown
	Fujitsu40 (A18) = IDC/FLK14-3 (3) = red
	Fujitsu40 (A17) = IDC/FLK14-3 (4) = orange
	Fujitsu40 (A16) = IDC/FLK14-3 (5) = yellow
	Fujitsu40 (A15) = IDC/FLK14-3 (6) = green
	Fujitsu40 (A14) = IDC/FLK14-3 (7) = blue
	Fujitsu40 (A13) = IDC/FLK14-3 (8) = violet
	Fujitsu40 (B2) = IDC/FLK14-3 (9) = gray
	Fujitsu40 (A2) = IDC/FLK14-3 (10) = white
	Fujitsu40 (A12) = IDC/FLK14-4 (1) = black
	Fujitsu40 (A11) = IDC/FLK14-4 (2) = brown
	Fujitsu40 (A10) = IDC/FLK14-4 (3) = red
	Fujitsu40 (A9) = IDC/FLK14-4 (4) = orange
	Fujitsu40 (A8) = IDC/FLK14-4 (5) = yellow
	Fujitsu40 (A7) = IDC/FLK14-4 (6) = green
	Fujitsu40 (A6) = IDC/FLK14-4 (7) = blue
	Fujitsu40 (A5) = IDC/FLK14-4 (8) = violet
	Fujitsu40 (B2) = IDC/FLK14-4 (9) = gray
	Fujitsu40 (A2) = IDC/FLK14-4 (10) = white

Environmental Product Compliance

China RoHS	Environmentally Friendly Use Period = 50 years
	For details about hazardous substances go to tab "Downloads", Category "Manufacturer's declaration"

Drawings

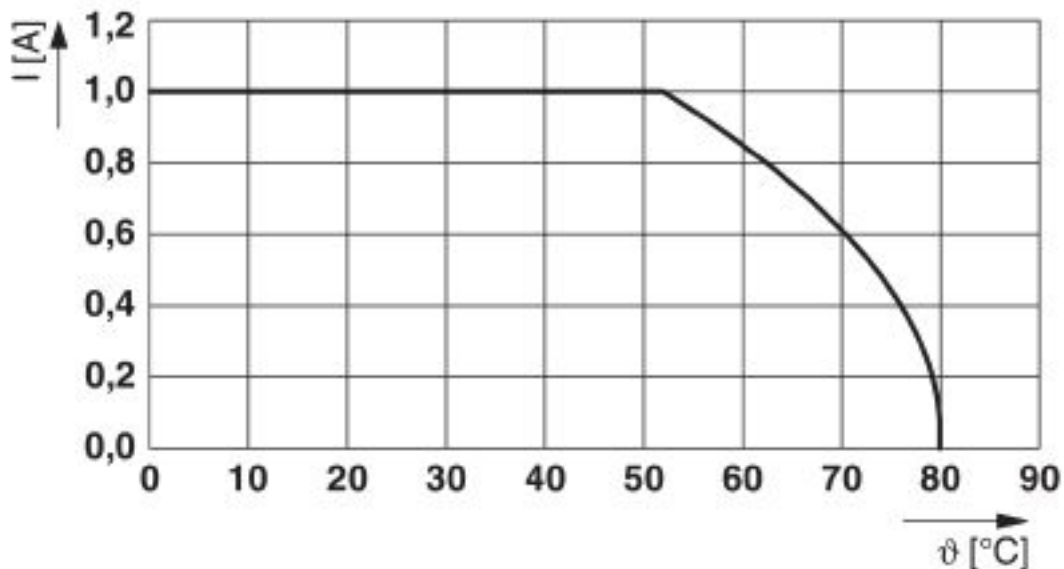
Cable - CABLE-FCN40/4X14/10,0M/IM/MEL - 2903509

Connection diagram

Socket strip (X1)	Double assignment	Conductor color	FLK 14	FLK 14	FLK 14	FLK 14
			(X2) Byte 0	(X3) Byte 1	(X4) Byte 2	(X5) Byte 3
PIN B20		Black	PIN 1			
PIN B19		Brown	PIN 2			
PIN B18		Red	PIN 3			
PIN B17		Orange	PIN 4			
PIN B16		Yellow	PIN 5			
PIN B15		Green	PIN 6			
PIN B14		Blue	PIN 7			
PIN B13		Violet	PIN 8			
PIN B01		Gray	PIN 9			
PIN A01		White	PIN10			
PIN B12		Black		PIN 1		
PIN B11		Brown		PIN 2		
PIN B10		Red		PIN 3		
PIN B09		Orange		PIN 4		
PIN B08		Yellow		PIN 5		
PIN B07		Green		PIN 6		
PIN B06		Blue		PIN 7		
PIN B05		Violet		PIN 8		
		Gray		PIN 9		
		White		PIN10		
PIN A20		Black			PIN 1	
PIN A19		Brown			PIN 2	
PIN A18		Red			PIN 3	
PIN A17		Orange			PIN 4	
PIN A16		Yellow			PIN 5	
PIN A15		Green			PIN 6	
PIN A14		Blue			PIN 7	
PIN A13		Violet			PIN 8	
PIN B02		Gray			PIN 9	
PIN A02		White			PIN10	
PIN A12		Black				PIN 1
PIN A11		Brown				PIN 2
PIN A10		Red				PIN 3
PIN A09		Orange				PIN 4
PIN A08		Yellow				PIN 5
PIN A07		Green				PIN 6
PIN A06		Blue				PIN 7
PIN A05		Violet				PIN 8
		Gray				PIN 9
		White				PIN10

Cable - CABLE-FCN40/4X14/10,0M/IM/MEL - 2903509

Diagram



Maximum permissible current per path in uncoiled state

Classifications

eCl@ss

eCl@ss 10.0.1	27242220
eCl@ss 4.0	27060300
eCl@ss 4.1	27060300
eCl@ss 5.0	27242200
eCl@ss 5.1	27242200
eCl@ss 6.0	27249200
eCl@ss 7.0	27249205
eCl@ss 8.0	27249205
eCl@ss 9.0	27242220

ETIM

ETIM 2.0	EC000237
ETIM 3.0	EC000237
ETIM 4.0	EC000237
ETIM 5.0	EC000237
ETIM 6.0	EC000237
ETIM 7.0	EC000237

UNSPSC

UNSPSC 6.01	26121620
UNSPSC 7.0901	26121620
UNSPSC 11	26121620

Cable - CABLE-FCN40/4X14/10,0M/IM/MEL - 2903509

Classifications

UNSPSC

UNSPSC 12.01	26121620
UNSPSC 13.2	26121620
UNSPSC 18.0	26121620
UNSPSC 19.0	26121620
UNSPSC 20.0	26121620
UNSPSC 21.0	26121620

Approvals


Approvals


Approvals


UL Listed / cUL Listed / EAC / cULus Listed

Ex Approvals

Approval details

UL Listed		http://database.ul.com/cgi-bin/XYV/template/LISEXT/1FRAME/index.htm	FILE E 238705
Nominal voltage UN		125 V	
Nominal current IN		1 A	

cUL Listed		http://database.ul.com/cgi-bin/XYV/template/LISEXT/1FRAME/index.htm	FILE E 238705
Nominal voltage UN		125 V	
Nominal current IN		1 A	

EAC		RU*- DE.HB*35.B00385
-----	---	-------------------------

cULus Listed	
--------------	---

Cable - CABLE-FCN40/4X14/10,0M/IM/MEL - 2903509

Accessories

Accessories

Marker carrier cable

Cable marker carrier - KME - 0807083



Cable marker carrier, white, unlabeled, mounting type: Assembly with cable binders, cable diameter: > 5 mm, lettering field size: 20 mm x 8 mm

Phoenix Contact 2020 © - all rights reserved
<http://www.phoenixcontact.com>

PHOENIX CONTACT GmbH & Co. KG
Flachsmarktstr. 8
32825 Blomberg
Germany
Tel. +49 5235 300
Fax +49 5235 3 41200
<http://www.phoenixcontact.com>

X-ON Electronics

Largest Supplier of Electrical and Electronic Components

Click to view similar products for [Specialised Cables](#) category:

Click to view products by [Phoenix Contact](#) manufacturer:

Other Similar products are found below :

[603PT6](#) [603SS6L](#) [604PT6](#) [604SS6](#) [706000D02F200](#) [910640](#) [1200740077](#) [1200740114](#) [AC172](#) [ACL-SSI-4](#) [R88ACAKA0015SRE](#)
[R88ACAWL005SDE](#) [R88ACRGD0R3C](#) [1300150047](#) [1300660036](#) [1302262116](#) [1300150149](#) [1300220020](#) [1300220104](#) [1300220119](#)
[1301240492](#) [1301810221](#) [1365323-1](#) [1613055](#) [176P12](#) [1971465-2](#) [20240400003](#) [20240400013](#) [2085828-1](#) [20886510030](#) [2-22733-8](#) [22733-](#)
[8](#) [CB-5PSBC-RS](#) [CB-704EC-RS](#) [CB-BATACC-RS](#) [CB-JST3PSW-RS](#) [CB-M12COM-R10](#) [25AC84](#) [25AK84X](#) [25AU25](#) [25FN82](#) [3011-03](#)
[AC118](#) [ACL-HHS-1M\(CAT5E\)](#) [SSL009PC2DC012N](#) [FC2A-KC6C](#) [2085828-2](#) [20886510150](#) [CCS-FCB-5](#) [CCSFCBF2](#)