

## Base element - CB S-BE - 2905067

Please be informed that the data shown in this PDF Document is generated from our Online Catalog. Please find the complete data in the user's documentation. Our General Terms of Use for Downloads are valid (<http://phoenixcontact.com/download>)




Solder base element for PCB mounting for accommodating CB TM... or CB E... device circuit breakers

### Your advantages

- Systematic integration of protection and distributor functions
- Increased efficiency through considerably reduced wiring
- Solder base element with circuit breaker, can be locked thanks to retaining clips
- Solder base element can be coded by means of lock-and-key principle
- For accommodating CB TM1... / CB E1... device circuit breakers



### Key Commercial Data

Packing unit	30 pc
GTIN	 4 046356 916110
GTIN	4046356916110

### Technical data

#### General

Flammability rating according to UL 94	V-0
Mounting type	On PCB
Type	Base element, PCB mounting

#### Electrical data

Rated voltage main circuit	80 V DC
	277 V AC
Rated current main circuit	16 A
Rated voltage remote indication circuit	80 V DC
	277 V AC
Rated current remote indication circuit	1 A
Rated insulation voltage U <sub>i</sub>	80 V DC

## Base element - CB S-BE - 2905067

### Technical data

#### Electrical data

	277 V AC
Rated surge voltage	2.5 kV
Insertion/withdrawal cycles	50

#### Dimensions

Height	34.8 mm
Width	12.3 mm
Depth	36.4 mm

#### Ambient conditions

Ambient temperature (operation)	-30 °C ... 60 °C
Ambient temperature (storage/transport)	-40 °C ... 80 °C
Humidity test	240 h, 95 % RH, 40 °C
Degree of protection	IP30 (Plug-in area with plugged-in device)
	IP00 (Connection area)

#### Standards and Regulations

Standards/specifications	DIN EN 50155
	IEC 60068-2

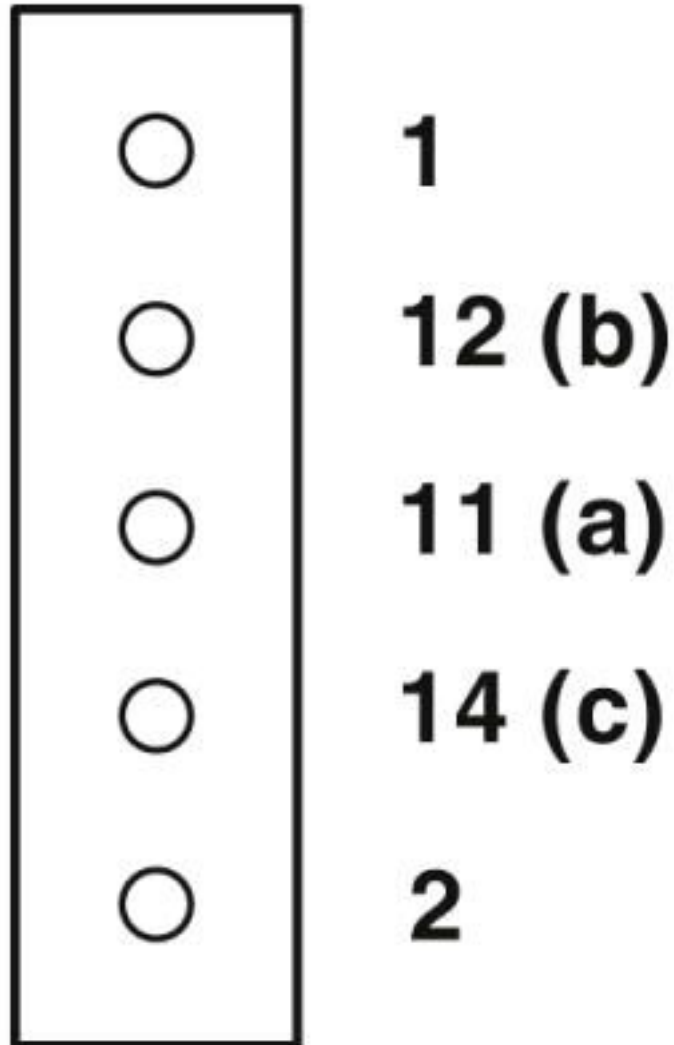
#### Environmental Product Compliance

China RoHS	Environmentally friendly use period: unlimited = EFUP-e
	No hazardous substances above threshold values

### Drawings

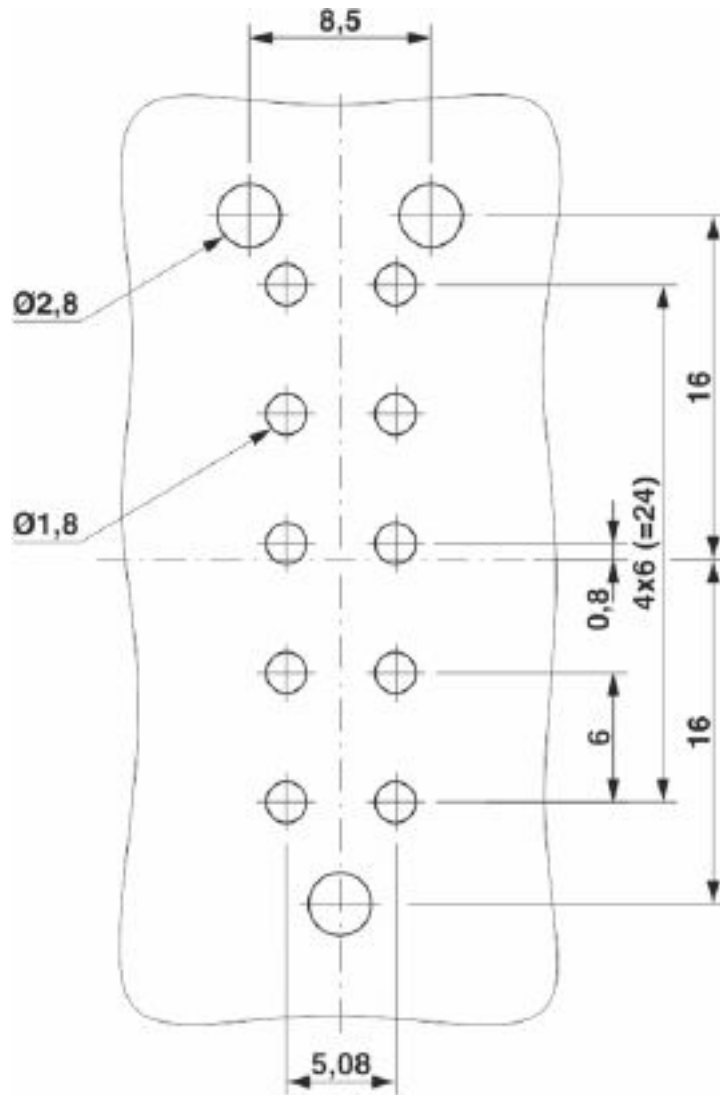
## Base element - CB S-BE - 2905067

Circuit diagram



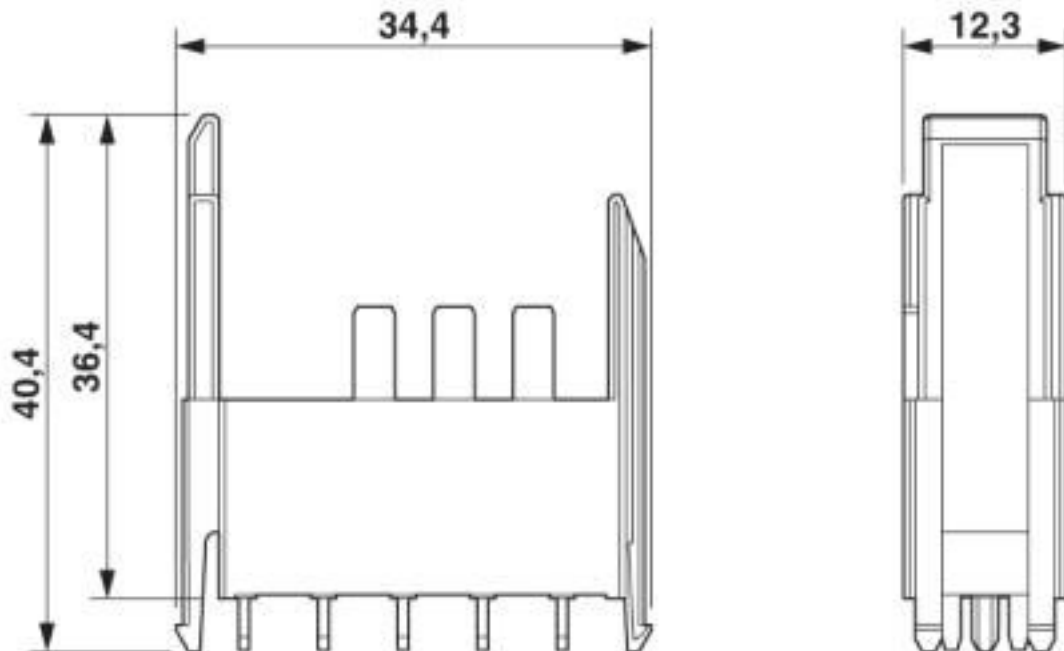
# Base element - CB S-BE - 2905067

Drilling diagram



## Base element - CB S-BE - 2905067

Dimensional drawing



### Classifications

eCl@ss

eCl@ss 10.0.1	27130803
eCl@ss 4.0	27141100
eCl@ss 4.1	27141100
eCl@ss 5.0	27141100
eCl@ss 5.1	27141100
eCl@ss 6.0	27130800
eCl@ss 7.0	27130803
eCl@ss 8.0	27130803
eCl@ss 9.0	27130803

ETIM

ETIM 4.0	EC000899
ETIM 5.0	EC000472
ETIM 6.0	EC000472
ETIM 7.0	EC000472

UNSPSC

UNSPSC 13.2	39121620
UNSPSC 18.0	39121620
UNSPSC 19.0	39121620
UNSPSC 20.0	39121620

## Base element - CB S-BE - 2905067

### Classifications

#### UNSPSC

UNSPSC 21.0	39121620
-------------	----------

### Accessories

#### Accessories

#### Coding element

Coding star - PC - 3040588



Coding star, length: 3 mm, width: 3 mm, height: 6 mm, color: red

---

Phoenix Contact 2020 © - all rights reserved  
<http://www.phoenixcontact.com>

PHOENIX CONTACT GmbH & Co. KG  
Flachmarktstr. 8  
32825 Blomberg  
Germany  
Tel. +49 5235 300  
Fax +49 5235 3 41200  
<http://www.phoenixcontact.com>

## X-ON Electronics

Largest Supplier of Electrical and Electronic Components

*Click to view similar products for [Circuit Breaker Accessories](#) category:*

*Click to view products by [Phoenix Contact](#) manufacturer:*

Other Similar products are found below :

[CSC-403PS](#) [8T1-D-11A](#) [8T1-E-125](#) [B151-7184-L](#) [NEB10](#) [8C1-C-721](#) [8T1-E-115](#) [8T1-E-275](#) [8T1-E-278](#) [506-11315-001](#) [3803221](#)  
[X10506BF](#) [NES](#) [9-1393249-0](#) [802-ESB50UL489](#) [XFPB-4](#) [30.329](#) [X22261102](#) [CX2.5/4/O](#) [Y30019003](#) [PS-1006](#) [618.6335.069](#) [BAC03](#)  
[JX2.5/4](#) [JX2.5/6](#) [JX2.5/5](#) [HSP6/10U](#) [DMRBU](#) [BLACK BOX](#) [DB16/BU](#) [CM2.5S2](#) [932146100](#) [930120000](#) [601.1231.909](#) [3PRG1](#)  
[3PLBR4LU](#) [351.5900.149](#) [311.2850.340](#) [2624.0](#) [17BSSV](#) [1-1423696-8](#) [LS3-WH](#) [BAC12](#) [30.617](#) [8T1-E-114](#) [SF06-5,08](#) [2LP199](#) [ZG20-2](#)  
[3PSML401](#) [3PSML402](#) [2LP219](#)