

# Combination type 1/2 protective device - FLT-SEC-P-T1-3C-440/35-FM - 2905988

Please be informed that the data shown in this PDF Document is generated from our Online Catalog. Please find the complete data in the user's documentation. Our General Terms of Use for Downloads are valid (<http://phoenixcontact.com/download>)



Plug-in lightning current arrester for higher nominal voltages, according to Type 1/Class I, for 3-phase power supply networks in TN and IT versions (L1, L2, L3, PE).

## Your advantages

- Spark gap has no line follow current
- Free of leakage current
- High continuous voltage of 440 V AC for 400/690 V AC networks with high voltage fluctuations
- Satisfies TOV requirements for use in IT systems
- Pluggable
- Low voltage protection level of 2.5 kV
- Optical, mechanical status indicator
- With floating remote indication contact
- Plugs can be checked with CHECKMASTER 2



## Key Commercial Data

Packing unit	1 pc
GTIN	
GTIN	4055626013275

## Technical data

### Dimensions

Height	95.2 mm
Width	106.8 mm
Depth	74.5 mm
Horizontal pitch	6 Div.

### Ambient conditions

Degree of protection	IP20 (only when all terminal points are used)
----------------------	---

# Combination type 1/2 protective device - FLT-SEC-P-T1-3C-440/35-FM - 2905988

## Technical data

### Ambient conditions

Ambient temperature (operation)	-40 °C ... 80 °C
Ambient temperature (storage/transport)	-40 °C ... 80 °C
Altitude	≤ 2000 m (amsl (above mean sea level))
Permissible humidity (operation)	5 % ... 95 %
Shock (operation)	30g (Half-sine / 11 ms / 3x ±X, ±Y, ±Z)
Vibration (operation)	5g (5 - 500 Hz/2.5 h/X, Y, Z)

### General

IEC test classification	I / II
	T1 / T2
EN type	T1 / T2
IEC power supply system	TN-C
	IT
Mode of protection	L-PE
	L-PEN
Mounting type	DIN rail: 35 mm
Color	light grey RAL 7035
	traffic grey A RAL 7042
Housing material	PA 6.6-FR 20 % GF
	PBT-FR
Degree of pollution	2
Flammability rating according to UL 94	V-0
Type	DIN rail module, two-section, divisible
Number of positions	3
Surge protection fault message	Optical, remote indicator contact

### Protective circuit

Nominal voltage $U_N$	400/690 V AC (TN-C)
	400 V AC (IT)
Nominal frequency $f_N$	50 Hz (60 Hz)
Maximum continuous voltage $U_C$	440 V AC
Rated load current $I_L$	125 A (< 55 °C)
Residual current $I_{PE}$	< 5 $\mu$ A
Nominal discharge current $I_n$ (8/20) $\mu$ s	35 kA
Maximum discharge current $I_{max}$ (8/20) $\mu$ s	50 kA
Impulse discharge current (10/350) $\mu$ s, charge	17.5 As
Impulse discharge current (10/350) $\mu$ s, specific energy	310 kJ/ $\Omega$
Impulse discharge current (10/350) $\mu$ s, peak value $I_{imp}$	35 kA
Follow current interrupt rating $I_{fi}$	50 kA
Short-circuit current rating $I_{SCCR}$	50 kA

# Combination type 1/2 protective device - FLT-SEC-P-T1-3C-440/35-FM - 2905988

## Technical data

### Protective circuit

Voltage protection level $U_p$	$\leq 2.5$ kV
Residual voltage $U_{res}$	$\leq 2.5$ kV (at $I_n$ )
	$\leq 2.7$ kV (at $I_{max}$ )
	$\leq 2$ kV (at 17.5 kA)
	$\leq 1.7$ kV (at 7 kA)
	$\leq 1.5$ kV (at 3.5 kA)
TOV behavior at $U_T$	580 V AC (5 s / withstand mode)
	800 V AC (120 min / withstand mode)
	1640 V AC (200 ms / safe failure mode)
Response time $t_A$	$\leq 100$ ns
Max. backup fuse with V-type through wiring	125 A (gG)
Max. backup fuse with branch wiring	400 A (gG)

### Indicator/remote signaling

Switching function	PDT contact
Operating voltage	12 V AC ... 250 V AC
	125 V DC (200 mA DC)
Operating current	10 mA AC ... 1 A AC
	1 A DC (30 V DC)
Connection method	Plug-in/screw connection via COMBICON
Screw thread	M2
Tightening torque	0.25 Nm
Stripping length	7 mm
Conductor cross section flexible	0.14 mm <sup>2</sup> ... 1.5 mm <sup>2</sup>
Conductor cross section solid	0.14 mm <sup>2</sup> ... 1.5 mm <sup>2</sup>
Conductor cross section AWG	28 ... 16

### Connection data

Connection method	Screw connection
Screw thread	M5
Tightening torque	4.5 Nm
Stripping length	18 mm
Conductor cross section flexible	2.5 mm <sup>2</sup> ... 35 mm <sup>2</sup>
Conductor cross section solid	2.5 mm <sup>2</sup> ... 35 mm <sup>2</sup>
Conductor cross section AWG	13 ... 2
Connection method	Fork-type cable lug
Conductor cross section flexible	1.5 mm <sup>2</sup> ... 16 mm <sup>2</sup>

### UL specifications

SPD Type	2CA
Maximum continuous operating voltage MCOV (L-L)	880 V AC

# Combination type 1/2 protective device - FLT-SEC-P-T1-3C-440/35-FM - 2905988

## Technical data

### UL specifications

Maximum continuous operating voltage MCOV (L-G)	440 V AC
Nom. voltage	400 V AC
	400/690 V AC
Rated load current I <sub>L</sub>	50 A
Mode of protection	L-L
	L-G
Power distribution system	Delta
	Wye
Nominal frequency	50/60 Hz
Voltage protection rating VPR (L-L)	3000 V
Voltage protection rating VPR (L-G)	1800 V
Nominal discharge current I <sub>n</sub>	20 kA
Short-circuit current rating (SCCR)	25 kA

### UL indicator/remote signaling

Operating voltage	125 V AC
Operating current	1 A AC
Tightening torque	4 lb <sub>F</sub> -in.
Conductor cross section AWG	30 ... 14

### UL connection data

Conductor cross section AWG	3 ... 2
Tightening torque	40 lb <sub>F</sub> -in.

### Standards and Regulations

Standards/regulations	IEC 61643-11 2011
	EN 61643-11 2012

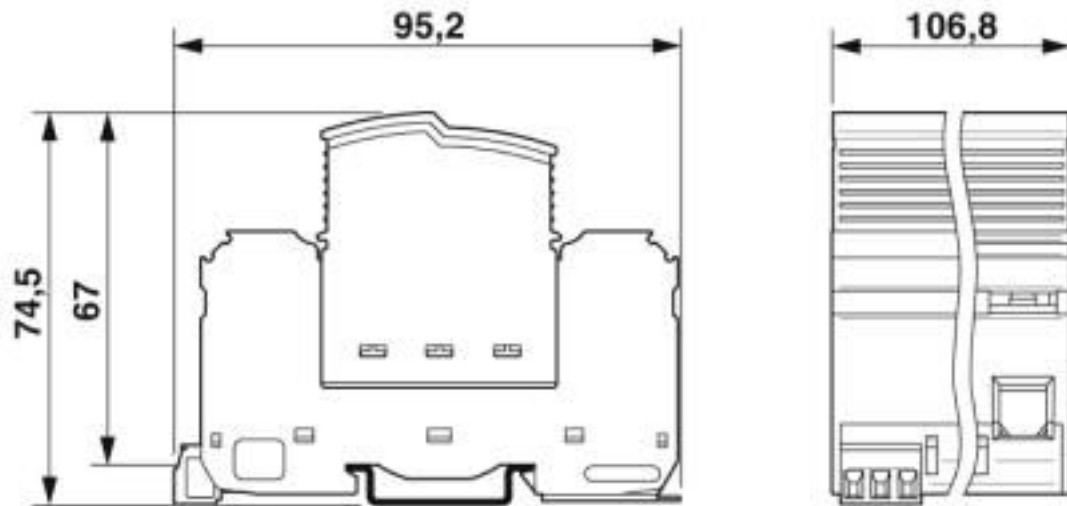
### Environmental Product Compliance

REACH SVHC	Lead 7439-92-1
China RoHS	Environmentally Friendly Use Period = 50 years
	For details about hazardous substances go to tab "Downloads", Category "Manufacturer's declaration"

## Drawings

# Combination type 1/2 protective device - FLT-SEC-P-T1-3C-440/35-FM - 2905988

Dimensional drawing



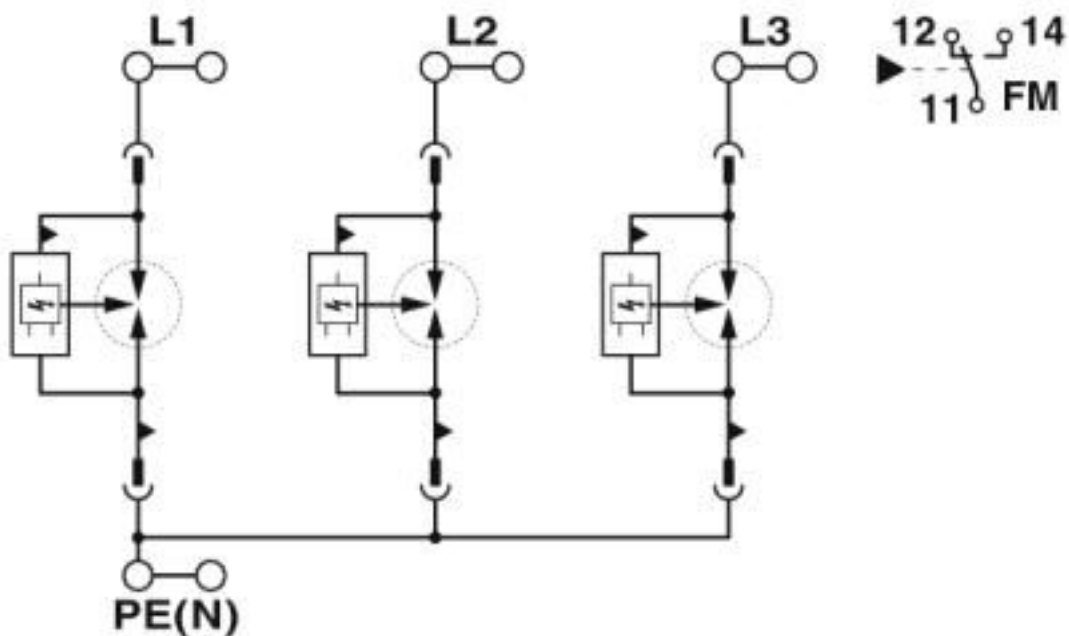
# Combination type 1/2 protective device - FLT-SEC-P-T1-3C-440/35-FM - 2905988

Product drawing



# Combination type 1/2 protective device - FLT-SEC-P-T1-3C-440/35-FM - 2905988

Circuit diagram



## Classifications

eCl@ss

eCl@ss 10.0.1	27130802
eCl@ss 4.0	27130800
eCl@ss 4.1	27130800
eCl@ss 5.0	27130800
eCl@ss 5.1	27130800
eCl@ss 6.0	27130800
eCl@ss 7.0	27130802
eCl@ss 8.0	27130802
eCl@ss 9.0	27130802

ETIM

ETIM 4.0	EC000381
ETIM 5.0	EC000381
ETIM 6.0	EC000381
ETIM 7.0	EC000381

UNSPSC

UNSPSC 13.2	39121620
UNSPSC 18.0	39121620
UNSPSC 19.0	39121620
UNSPSC 20.0	39121620

# Combination type 1/2 protective device - FLT-SEC-P-T1-3C-440/35-FM - 2905988

## Classifications

### UNSPSC

UNSPSC 21.0	39121620
-------------	----------

## Approvals

### Approvals

#### Approvals


CCA / KEMA-KEUR / IECEE CB Scheme / EAC / UL Recognized / cUL Recognized / cULus Recognized


#### Ex Approvals


### Approval details


CCA	NTR-NL 7480
-----	-------------


KEMA-KEUR		<a href="http://www.dekra-certification.com">http://www.dekra-certification.com</a>	2188430.01
-----------	---	---	------------

IECEE CB Scheme		<a href="http://www.iecee.org/">http://www.iecee.org/</a>	NL-40634
-----------------	---	---	----------

EAC			RU C-DE.*09.B.00169
-----	---	--	---------------------

UL Recognized		<a href="http://database.ul.com/cgi-bin/XYV/template/LISEXT/1FRAME/index.htm">http://database.ul.com/cgi-bin/XYV/template/LISEXT/1FRAME/index.htm</a>	FILE E 330181
---------------	---	---	---------------

cUL Recognized		<a href="http://database.ul.com/cgi-bin/XYV/template/LISEXT/1FRAME/index.htm">http://database.ul.com/cgi-bin/XYV/template/LISEXT/1FRAME/index.htm</a>	FILE E 330181
----------------	---	---	---------------

cULus Recognized			
------------------	---	--	--



## Combination type 1/2 protective device - FLT-SEC-P-T1-3C-440/35-FM - 2905988

### Accessories

#### Accessories

#### Device marking

Label - EML (20XE)R - 0803452



Label, Roll, white, unlabeled, can be labeled with: THERMOMARK ROLLMASTER 300/600, THERMOMARK X1.2, THERMOMARK ROLL X1, THERMOMARK ROLL 2.0, THERMOMARK ROLL, mounting type: adhesive, lettering field size: continuous x 20#mm

---

Label - EML (20XE)R YE - 0803453



Label, Roll, yellow, unlabeled, can be labeled with: THERMOMARK ROLLMASTER 300/600, THERMOMARK X1.2, THERMOMARK ROLL X1, THERMOMARK ROLL 2.0, THERMOMARK ROLL, mounting type: adhesive, lettering field size: continuous x 20#mm

---

Zack marker strip - ZBN 18:UNBEDRUCKT - 2809128



Zack marker strip, Strip, white, unlabeled, can be labeled with: CMS-P1-PLOTTER, PLOTMARK, mounting type: snap into tall marker groove, for terminal block width: 18 mm, lettering field size: 18 x 5 mm, Number of individual labels: 5

---

Zack marker strip - ZBN 18:UNBEDRUCKT - 2809128



Zack marker strip, Strip, white, unlabeled, can be labeled with: CMS-P1-PLOTTER, PLOTMARK, mounting type: snap into tall marker groove, for terminal block width: 18 mm, lettering field size: 18 x 5 mm, Number of individual labels: 5

---

### End block

End clamp - CLIPFIX 35 - 3022218



Quick mounting end clamp for NS 35/7,5 DIN rail or NS 35/15 DIN rail, with marking option, width: 9.5 mm, color: gray

---

## Combination type 1/2 protective device - FLT-SEC-P-T1-3C-440/35-FM - 2905988

### Accessories

#### Labeled device marker

Marker for terminal blocks - ZBN 18,LGS:L1-N,ERDE - 2749576



Marker for terminal blocks, Strip, white, labeled, horizontal: L1, L2, L3, N, GND, mounting type: snap into tall marker groove, for terminal block width: 18 mm, lettering field size: 18 x 5 mm, Number of individual labels: 5

Marker for terminal blocks - ZBN 18,LGS:ERDE - 2749589



Marker for terminal blocks, Strip, white, labeled, horizontal: Grounding symbol, mounting type: snap into tall marker groove, for terminal block width: 18 mm, lettering field size: 18 x 5 mm, Number of individual labels: 5

#### Marker pen

Marker pen - X-PEN 0,35 - 0811228



Marker pen without ink cartridge, for manual labeling of markers, labeling extremely wipe-proof, line thickness 0.35 mm

#### Terminal marking

Flat zack marker sheet - ZBFM 5/WH:UNBEDRUCKT - 0803595



Flat zack marker sheet, Sheet, white, unlabeled, can be labeled with: CMS-P1-PLOTTER, PLOTMARK, mounting type: snap into flat marker groove, for terminal block width: 5.2 mm, lettering field size: 5 x 4.5 mm, Number of individual labels: 120

#### Spare parts

Type 1 surge protection plug - FLT-SEC-P-T1-440/35-P - 2905989



Replacement plug for lightning current arresters from the FLASHTRAB SEC PLUS 440 product range, for L-N and L-PE paths.

## Combination type 1/2 protective device - FLT-SEC-P-T1-3C-440/35-FM - 2905988

### Accessories

---

---

Phoenix Contact 2020 © - all rights reserved  
<http://www.phoenixcontact.com>

PHOENIX CONTACT GmbH & Co. KG  
Flachsmarktstr. 8  
32825 Blomberg  
Germany  
Tel. +49 5235 300  
Fax +49 5235 3 41200  
<http://www.phoenixcontact.com>

## X-ON Electronics

Largest Supplier of Electrical and Electronic Components

*Click to view similar products for [Surge Suppressors](#) category:*

*Click to view products by [Phoenix Contact](#) manufacturer:*

Other Similar products are found below :

[GUS1](#) [GUS12](#) [BSPM1A600D600LVR](#) [2800521](#) [29-2053](#) [GUS11](#) [GUS2](#) [GUS3](#) [GUS4](#) [30460](#) [SRA64C060X](#) [PC642C015](#) [1810-15-A3](#)  
[2713175](#) [4B06B-EC1-150LF](#) [SRA6LC](#) [BPMA75D100LV](#) [CX06M](#) [CCTV1](#) [GUS13](#) [GUS14](#) [GUS5](#) [GUS6](#) [VAL-MS 320/3+0-FM](#) [VAL-US-](#)  
[120/40/1+1-FM](#) [VAL-US-120/65/1+1-FM](#) [VAL-US-480D/30/3+0-FM](#) [VAL-US-120/40/1+0-FM](#) [STCHSP121BT1RU](#) [LP-BFDN-CW](#) [LP-](#)  
[STRL-NFF](#) [LP-STRL-DFE](#) [GUS22](#) [0804111](#) [5053609](#) [5053201](#) [SPD2-150-1P0](#) [SPD2-550-1P0](#) [6720005416](#) [6720005417](#) [1-2191595-2](#)  
[STC-CAT6-P0E-I](#) [SPD2-350-1P0](#) [FLT-CP-350-ST](#) [TTC-6P-3-HF-F-M-12DC-UT-I](#) [SMTPA200](#) [2800989](#) [2906776](#) [2906810](#) [2906847](#)