

Type 2 surge arrester - BLT-T2-1S-320-UT - 2906101

Please be informed that the data shown in this PDF Document is generated from our Online Catalog. Please find the complete data in the user's documentation. Our General Terms of Use for Downloads are valid (<http://phoenixcontact.com/download>)




Type 2 surge arrester for universal mounting in lights, cable connection boxes, installation boxes, sill-type trunking, underfloor installations or direct installation in the end device. Specifically for insulation class I with optical fault indication. Installation in branch or through wiring. Version: 230 V AC

Your advantages

- ✓ L' signals the failure of the surge protective device due to disconnection of the power supply to the lights.
- ✓ Universal use for street, tunnel or object lighting
- ✓ Flexible installation
- ✓ Fixed via integrated elongated holes
- ✓ compact design
- ✓ Optical status indicator via LED
- ✓ Stub or through-wiring connection



Key Commercial Data

Packing unit	10 pc
GTIN	 4 055626 058085
GTIN	4055626058085

Technical data

Dimensions

Height	56 mm
Width	36.5 mm
Depth	34 mm

Ambient conditions

Degree of protection	IP20
Ambient temperature (operation)	-40 °C ... 80 °C
Ambient temperature (storage/transport)	-40 °C ... 80 °C
Altitude	≤ 2000 m (amsl (above mean sea level))
Permissible humidity (operation)	5 % ... 95 %

Type 2 surge arrester - BLT-T2-1S-320-UT - 2906101

Technical data

General

IEC test classification	II / III
	T2 / T3
EN type	T2 / T3
IEC power supply system	TN-S
	TT
Mode of protection	L-N
	L-PE
	N-PE
Mounting type	4 mm screw
Color	light grey RAL 7035
Housing material	PA 6.6
Degree of pollution	2
Flammability rating according to UL 94	V-0
Protection class	I
Type	Installation module
Surge protection fault message	optical

Protective circuit

Nominal voltage U_N	100 V AC ... 277 V AC (TN-S)
	100 V AC ... 277 V AC (TT)
Nominal frequency f_N	50 Hz (60 Hz)
Maximum continuous operating voltage U_C (L-N)	320 V AC
Maximum continuous operating voltage U_C (L-PE)	305 V AC
Maximum continuous voltage U_C (N-PE)	305 V AC
Rated load current I_L	16 A
Residual current I_{PE}	$\leq 5 \mu A$
Nominal discharge current I_n (8/20) μs (L-N)	5 kA
Nominal discharge current I_n (8/20) μs (L-PE)	5 kA
Nominal discharge current I_n (8/20) μs (N-PE)	10 kA
Maximum discharge current I_{max} (8/20) μs (L-N)	10 kA
Maximum discharge current I_{max} (8/20) μs (L-PE)	10 kA
Maximum discharge current I_{max} (8/20) μs (N-PE)	20 kA
Combination wave U_{OC}	10 kV
Total discharge current I_{total} (8/20) μs	20 kA
Follow current interrupt rating I_{fi} (N-PE)	100 A (305 V AC)
Short-circuit current rating I_{SCCR}	3 kA
Voltage protection level U_p (L-N)	≤ 1.3 kV
Voltage protection level U_p (L-PE)	≤ 1.5 kV
Voltage protection level U_p (N-PE)	≤ 1.4 kV
Residual voltage U_{res} (L-N)	≤ 1.3 kV (at I_n)

Type 2 surge arrester - BLT-T2-1S-320-UT - 2906101

Technical data

Protective circuit

	≤ 1.3 kV (at U_{oc})
TOV behavior at U_T (L-N)	400 V AC (5 s / withstand mode)
	528 V AC (120 min / safe failure mode)
TOV behavior at U_T (L-PE)	528 V AC (5 s / withstand mode)
	528 V AC (120 min / safe failure mode)
	1505 V AC (200 ms / withstand mode)
TOV behavior at U_T (N-PE)	1200 V AC
Response time t_A (L-N)	≤ 25 ns
Response time t_A (N-PE)	≤ 100 ns
Max. backup fuse with V-type through wiring	16 A (MCB B/C)
Max. backup fuse with branch wiring	16 A (MCB B/C)
Combination wave U_{oc}	10 kV

Connection data

Connection method	Screw terminal blocks
Screw thread	M3
Tightening torque	0.6 Nm
2 conductors with same cross section, stranded min.	0.2 mm ²
2 conductors with same cross section, stranded max.	1.5 mm ²
Conductor cross section flexible	0.2 mm ² ... 2.5 mm ²
2 conductors with same cross section, solid min.	0.2 mm ²
2 conductors with same cross section, solid max.	1.5 mm ²
Conductor cross section solid	0.2 mm ² ... 4 mm ²

Standards and Regulations

Standards/regulations	IEC 61643-11 2011
	EN 61643-11 2012

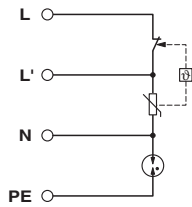
Environmental Product Compliance

REACH SVHC	Lead 7439-92-1
------------	----------------

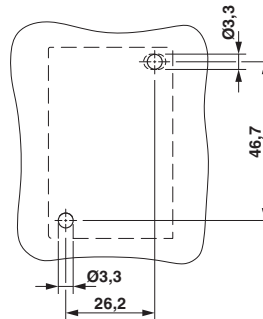
Drawings

Type 2 surge arrester - BLT-T2-1S-320-UT - 2906101

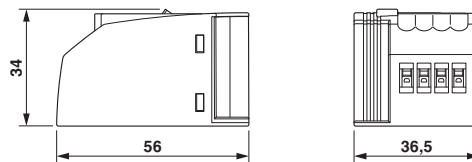
Circuit diagram



Drilling diagram



Dimensional drawing



Approvals

Approvals

Approvals

CCA / KEMA-KEUR / IECCE CB Scheme / EAC

Ex Approvals

Approval details

CCA			NTR-NL 7418
KEMA-KEUR		http://www.dekra-certification.com	2179938.01
IECEE CB Scheme		http://www.iecee.org/	NL-36565
EAC			RU C- DE.A*30.B01561

Phoenix Contact 2018 © - all rights reserved
<http://www.phoenixcontact.com>

PHOENIX CONTACT GmbH & Co. KG
Flachmarktstr. 8
32825 Blomberg
Germany
Tel. +49 5235 300
Fax +49 5235 3 41200
<http://www.phoenixcontact.com>

X-ON Electronics

Largest Supplier of Electrical and Electronic Components

Click to view similar products for [Surge Suppressors](#) category:

Click to view products by [Phoenix Contact](#) manufacturer:

Other Similar products are found below :

[GUS1](#) [GUS12](#) [BSPM1A600D600LVR](#) [2800521](#) [29-2053](#) [GUS11](#) [GUS2](#) [GUS3](#) [30460](#) [SRA64C060X](#) [PC642C015](#) [1810-15-A3](#) [2713175](#)
[4B06B-EC1-150LF](#) [SRA6LC](#) [BPMA75D100LV](#) [CX06M](#) [CCTV1](#) [GUS13](#) [GUS14](#) [GUS5](#) [GUS6](#) [VAL-MS 320/3+0-FM](#) [VAL-US-](#)
[120/40/1+1-FM](#) [VAL-US-120/65/1+1-FM](#) [VAL-US-480D/30/3+0-FM](#) [VAL-US-120/40/1+0-FM](#) [LP-STRL-NFF](#) [LP-STRL-DFE](#) [GUS22](#)
[0804111](#) [5053609](#) [5053201](#) [SPD2-150-1P0](#) [SPD2-550-1P0](#) [6720005416](#) [6720005417](#) [1-2191595-2](#) [STC-CAT6-P0E-I](#) [SPD2-350-1P0](#) [FLT-](#)
[CP-350-ST](#) [TTC-6P-3-HF-F-M-12DC-UT-I](#) [SMTPA200](#) [2800989](#) [2906776](#) [2906810](#) [2906847](#) [2906848](#) [2906851](#) [2910332](#)