

Base module - VIP/S/MC/BASE 17-24/L/EX - 2907024

Please be informed that the data shown in this PDF Document is generated from our Online Catalog. Please find the complete data in the user's documentation. Our General Terms of Use for Downloads are valid (<http://phoenixcontact.com/download>)




VIP base module with input/output accessories (IOA) provide universal channel configuration. This module has markings for channels 17-24.

Your advantages

- Integrated carrier for IOA insertion and retention
- Screw-clamp field connections
- Two isolated power bus options
- Channels for marking accessories
- Integrated DIN rail ground foot
- Rugged metal DIN rail foot for ease of installation or removal from the rail



Key Commercial Data

Packing unit	1 pc
GTIN	 4 0 5 5 6 2 6 2 3 4 3 7 3
GTIN	4055626234373

Technical data

Dimensions

Width	118.1 mm
Height	102.7 mm
Depth	72.2 mm

Ambient conditions

Ambient temperature (operation)	-40 °C ... 75 °C
Ambient temperature (storage/transport)	-40 °C ... 75 °C
Permissible humidity (operation)	0 % ... 95 % (non-condensing)
Degree of protection	IP20

General

Max. operating voltage U_{max}	30 V DC (P2 and field terminals)
----------------------------------	----------------------------------

Base module - VIP/S/MC/BASE 17-24/L/EX - 2907024

Technical data

General

Max. operating voltage	30 V DC (P2 and field terminals)
	230 V AC (P2 and field terminals)
	30 V DC (P1 terminals)
	30 V (X30 and X31 connectors)
Max. perm. current (per branch)	3 A (field signal)
	1 A (control contacts)
Max. permissible current	15 A ()
Max. permissible total current	15 A (per module)
Status display	No
Mounting position	As desired on 35 mm DIN rail in acc. with EN 60715

Safety data

Input voltage U_i	30 V (per channel)
Input current I_i	1 A (per channel)
Inductance L_i	0 mH
Capacitance C_i	0 μ F
ATEX	Sira 16ATEX4260X; Ex II 3G Ex nA ic IIC T4 Gc; Ex II 3G Ex nA ic IIC T4 Gc Ex II 3(3)G Ex nA [ic] IIC T4 Gc; Ex II (3)D [Ex ic Dc] IIIC
IECEX	IECEX SIR 16.0088X Ex nA IIC T4 Gc; Ex nA ic IIC T4 Gc; Ex nA [ic] IIC T4 Gc; [Ex ic Dc] IIIC Ex nA [ia Ga] IIC T4 Gc; [Ex ia Da] IIIC
FM approval	Class I, Zone 2, AEx nA ic IIC T4 Gc; AEx nA IIC T4 Gc Nonincendive: Class I, Div. 2, Groups A, B, C, D T4 With connection to Class I, II, and III, Div. 2, Groups A, B, C, D, E, F, G

Connection data

Connection name	Field level
Connection in acc. with standard	IEC / EN
Connection method	Screw connection
Stripping length	8 mm
Screw thread	M 3
Conductor cross section solid	0.2 mm ² ... 4 mm ²
Conductor cross section flexible	0.2 mm ² ... 2.5 mm ²
Conductor cross section AWG	24 ... 12
Torque	0.5 Nm ... 0.6 Nm

Connection data 2

Connection name	Controller level
Connection method	Pluggable screw connection
Number of connections	2
Number of positions	9

Supported controller

Base module - VIP/S/MC/BASE 17-24/L/EX - 2907024

Technical data

Supported controller

Controller	universal
------------	-----------

Standards and Regulations

Standards/regulations	IEC 60664
	DIN EN 50178
Conformance	ANSI/ISA 60079-0; 60079-11; 60079-15
	ANSI/IEC 60529
	FM 3600; 3611; 3810
ATEX	Sira 16ATEX4260X; Ex II 3G Ex nA ic IIC T4 Gc; Ex II 3G Ex nA ic IIC T4 Gc Ex II 3(3)G Ex nA [ic] IIC T4 Gc; Ex II (3)D [Ex ic Dc] IIIC
IECEX	IECEX SIR 16.0088X Ex nA IIC T4 Gc; Ex nA ic IIC T4 Gc; Ex nA [ic] IIC T4 Gc; [Ex ic Dc] IIIC Ex nA [ja Ga] IIC T4 Gc; [Ex ia Da] IIIC

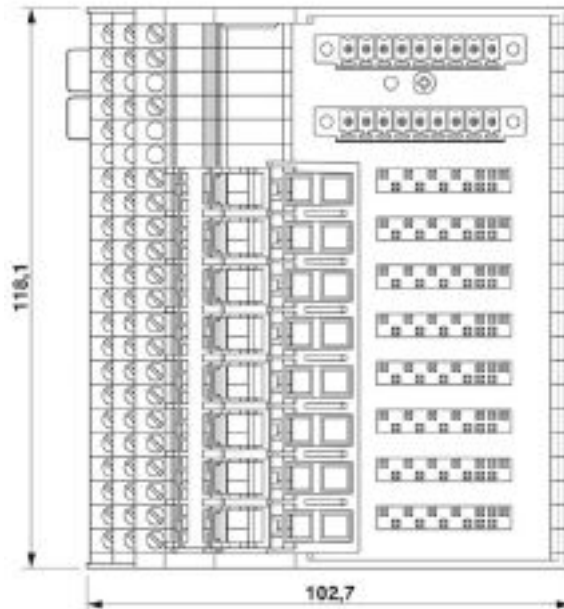
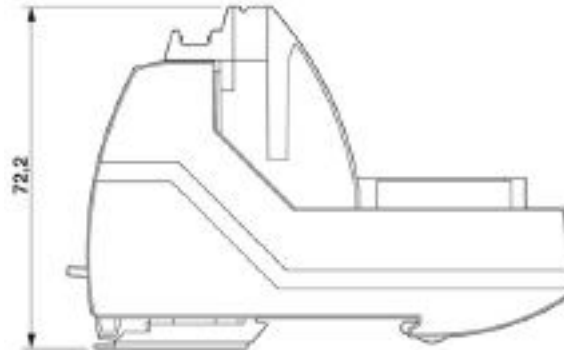
Environmental Product Compliance

REACH SVHC	Lead 7439-92-1
China RoHS	Environmentally Friendly Use Period = 50 years
	For details about hazardous substances go to tab "Downloads", Category "Manufacturer's declaration"

Drawings

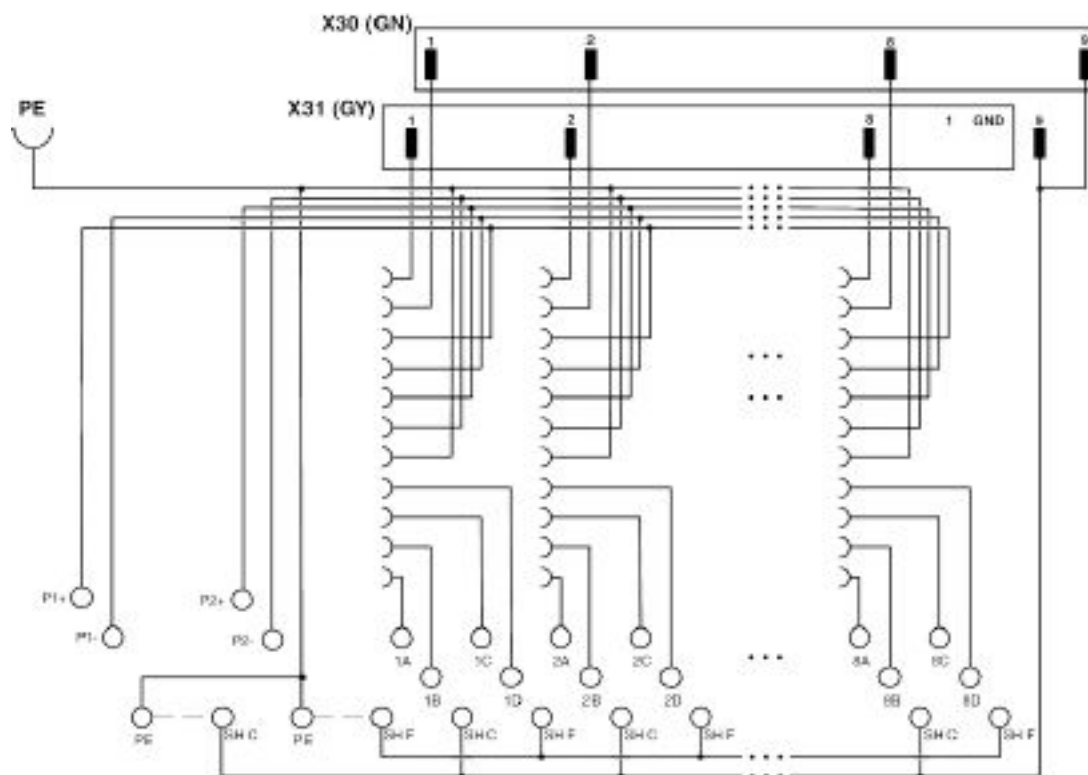
Base module - VIP/S/MC/BASE 17-24/L/EX - 2907024

Dimensional drawing



Base module - VIP/S/MC/BASE 17-24/L/EX - 2907024

Circuit diagram



Classifications

eCl@ss

eCl@ss 10.0.1	27141152
eCl@ss 4.0	27250313
eCl@ss 4.1	27250313
eCl@ss 5.0	27250313
eCl@ss 5.1	27250313
eCl@ss 7.0	27141152
eCl@ss 8.0	27141152
eCl@ss 9.0	27141152

ETIM

ETIM 4.0	EC002780
ETIM 5.0	EC002780
ETIM 6.0	EC002780
ETIM 7.0	EC002780

UNSPSC

UNSPSC 13.2	39121432
UNSPSC 18.0	39121432
UNSPSC 19.0	39121432

Base module - VIP/S/MC/BASE 17-24/L/EX - 2907024

Classifications

UNSPSC

UNSPSC 20.0	39121432
UNSPSC 21.0	39121432

Approvals

Approvals

Approvals

Functional Safety

Ex Approvals

IECEx / ATEX / FM approved / CSA / CSAus / cCSAus

Approval details

Functional Safety	PHO 1609035 C001
-------------------	------------------

Accessories

Accessories

Forcibly guided coupling relay

Coupling relay - IOA-PSR-PS22-1NO-1NC-24DC - 2702971



Pluggable SIL coupling relay as an input/output accessory for VIP base module, SIL 3 high and low-demand applications, safe-state-off, couples digital output signals to the periphery, 1 enabling current path, 1 confirmation current path, test pulse filter

Marker pen

Marker pen - B-STIFT - 1051993



Marker pen, for manual labeling of unprinted Zack strips, smear-proof and waterproof, line thickness 0.5 mm

Partition plate

Base module - VIP/S/MC/BASE 17-24/L/EX - 2907024

Accessories

Partition plate - VIP/S/BASE 3L DIVIDER - 2907715



Safety divider provides physical separation between field terminals and power bus terminals on VIP base module

Partition plate - VIP/U/RAIL 3L DIVIDER - 2908555



Divider provides physical separation between field terminals and power bus terminals on VIP base module. This version mounts directly to the DIN rail at the end of the base module when separation between circuits is required.

PCB plug

Printed-circuit board connector - VIP/S/MC/KIT 1-8 - 2907031



Pair of screw-clamp plugs to connect to VIP base module labeled 1-8.

Printed-circuit board connector - VIP/S/MC/KIT 9-16 - 2907267



Pair of screw-clamp plugs to connect to VIP base module labeled 9-16.

Printed-circuit board connector - VIP/S/MC/KIT 17-24 - 2907268



Pair of screw-clamp plugs to connect to VIP base module labeled 17-24.

Base module - VIP/S/MC/BASE 17-24/L/EX - 2907024

Accessories

Printed-circuit board connector - VIP/S/MC/KIT 25-32 - 2907269

Pair of screw-clamp plugs to connect to VIP base module labeled 25-32.



Printed-circuit board connector - VIP/S/FRONT-MC/KIT 1-8 - 2907032

Pair of screw-clamp plugs to connect to VIP base module labeled 1-8



Printed-circuit board connector - VIP/S/FRONT-MC/KIT 9-16 - 2907270

Pair of screw-clamp plugs to connect to VIP base module labeled 9-16



Printed-circuit board connector - VIP/S/FRONT-MC/KIT 17-24 - 2907271

Pair of screw-clamp plugs to connect to VIP base module labeled 17-24



Printed-circuit board connector - VIP/S/FRONT-MC/KIT 25-32 - 2907272

Pair of screw-clamp plugs to connect to VIP base module labeled 25-32



Plug

Base module - VIP/S/MC/BASE 17-24/L/EX - 2907024

Accessories

Plug - IOA MCR-CJC-PT100 - 1085776



Plug for cold junction compensation for thermocouples, in combination with MACX MCR(-EX)-TC... temperature transducers

Terminal marking

Marker for terminal blocks - UC-TM 10 - 0818069



Marker for terminal blocks, Sheet, white, unlabeled, can be labeled with: BLUEMARK ID COLOR, BLUEMARK ID, BLUEMARK CLED, PLOTMARK, CMS-P1-PLOTTER, mounting type: snap into tall marker groove, for terminal block width: 10.2 mm, lettering field size: 9.6 x 10.5 mm, Number of individual labels: 48

Marker for terminal blocks - UC-TM 10 BU - 0818441



Marker for terminal blocks, Sheet, blue, unlabeled, can be labeled with: BLUEMARK ID COLOR, BLUEMARK ID, BLUEMARK CLED, PLOTMARK, CMS-P1-PLOTTER, mounting type: snap into tall marker groove, for terminal block width: 10.2 mm, lettering field size: 9.6 x 10.5 mm, Number of individual labels: 48

Necessary add-on products

Input/output module - IOA FEED-THRU/EX - 2906598



Feed-through terminal block for VIP I/O-Marshalling base elements for conveying field signals to or from the I/O system.

Input/output module - IOA AI/AO/BFI/DS/0.5A/EX - 2906599



Fuse module for VIP I/O-Marshalling base elements with replaceable 0.5 A fuses in the field device supply path and in the signal path. Integrated test points and a disconnect knife enable uninterrupted signal measurement.

Base module - VIP/S/MC/BASE 17-24/L/EX - 2907024

Accessories

Input/output module - IOA DI/DO/BFI/DS/1.0A/EX - 2906600



Fuse module for VIP I/O-Marshalling base elements with replaceable 1 A fuses in the field device supply path and in the signal path. Integrated test points and a disconnect knife enable uninterrupted signal measurement.

Input/output module - IOA REL 24V DO/BFI/3.0A/EX - 2910153



Relay module for VIP I/O-Marshalling base elements. For switching 24 V DC loads up to max. 3 A. Integrated fuse and fuse failure indication. N/O contact or N/C contact can be used.

Input/output module - IOA REL 24V DI/BFI/1.0A/EX - 2910155



Relay module for VIP I/O-Marshalling base elements. For the electrically isolated coupling of 24 V DC field devices to digital inputs. Integrated fuse and fuse failure indication.

Input/output module - IOA REL 120V DO/BFI/3.0A/EX - 2910154



Relay module for VIP I/O-Marshalling base elements. For switching 120 V AC loads up to max. 3 A. Integrated fuse and fuse failure indication. N/O contact or N/C contact can be used.

Input/output module - IOA REL 120V DI/1.0A/EX - 2910157



Relay module for VIP I/O-Marshalling base elements. For the electrically isolated coupling of 120 V AC field devices to digital inputs. Integrated fuse and fuse failure indication.

Base module - VIP/S/MC/BASE 17-24/L/EX - 2907024

Accessories

Input/output module - IOA REL 230V DO/BFI/NO/3.0A/EX - 2910421



Relay module for VIP I/O-Marshalling base elements. For switching 230 V AC loads up to max. 3 A. Integrated fuse and fuse failure indication. N/O contact can be used.

Input/output module - IOA REL 230V DO/BFI/NC/3.0A/EX - 2910422



Relay module for VIP I/O-Marshalling base elements. For switching 230 V AC loads up to max. 3 A. Integrated fuse and fuse failure indication. N/C contact can be used.

Input/output module - IOA REL 230V DI/1.0A/EX - 2910423



Relay module for VIP I/O-Marshalling base elements. For the electrically isolated coupling of 230 V AC field devices to digital inputs. Integrated fuse and fuse failure indication.

Power/input isolating amplifier - IOA RPSS-I-I/HART/EX - 2908452



Ex ic repeater power supply and input signal conditioner, HART for VIP I/O-Marshalling base elements: Transmits 0/4 # 20 mA signals from the potentially explosive area (zone 2, CID2) to a load (active or passive) in the safe area. 3-way electrical isolation

Phoenix Contact 2020 © - all rights reserved
<http://www.phoenixcontact.com>

PHOENIX CONTACT GmbH & Co. KG
Flachsmarktstr. 8
32825 Blomberg
Germany
Tel. +49 5235 300
Fax +49 5235 3 41200
<http://www.phoenixcontact.com>

X-ON Electronics

Largest Supplier of Electrical and Electronic Components

Click to view similar products for [Terminal Block Interface Modules](#) category:

Click to view products by [Phoenix Contact](#) manufacturer:

Other Similar products are found below :

[73-551-6002I](#) [GCN1MX25B](#) [DIN-50P-01](#) [DIN-68H-01](#) [DIN-96DI-01](#) [2291901](#) [2295185](#) [2907794](#) [2M10FCL](#) [FLKM-2I/O](#) [FLKM-4I/O](#)
[2281759](#) [2906251](#) [2907808](#) [5601749](#) [5541962](#) [1776613-1](#) [GCN1-004A](#) [ADAM-3920R-AE](#) [060-6827-06](#) [2311030](#) [2287708](#) [XW2C-20G6-](#)
[IO16](#) [GCN1-T](#) [MACX](#) [MCR-VAC](#) [5775235](#) [ADAM-3956-BE](#) [XW6T-COM2.5X20YL](#) [XW6T-COM1.5X8BL](#) [XW6T-COM1.5X16BL](#)
[XW6T-COM1.5X20YL](#) [XW6T-COM1.5X16YL](#) [XW6T-COM1.5X20RD](#) [XW6T-COM1.5X20BL](#) [XW6T-COM2.5X8BL](#) [1976610000](#) [UM](#)
[45-D50SUB/B/ZFKDS](#) [5541234](#) [410-261](#) [902056](#) [2906243](#) [2906915](#) [2907706](#) [ADAM-3909-AE](#) [ADAM-3920-AE](#) [ADAM-3925-AE](#)
[ADAM-3937-BE](#) [ADAM-3950-AE](#) [ADAM-3951-BE](#) [ADAM-3968-AE](#)