

Type 2 surge arrester - VAL-US 60/2+0/1U/FM - 2907043

Please be informed that the data shown in this PDF Document is generated from our Online Catalog. Please find the complete data in the user's documentation. Our General Terms of Use for Downloads are valid (<http://phoenixcontact.com/download>)




Universal varistor-based plug-in surge arrester for 48 - 60 V DC applications with two conductors plus ground, with remote indication contact

Why buy this product

- Rack-mount 1U panel applications
- Dual-channel, panel mountable surge protective device
- Orthogonal mounting orientation to plug
- Base element with floating remote indication contact



Key Commercial Data

Packing unit	1 pc
GTIN	 4 055626 248981
GTIN	4055626248981

Technical data

Dimensions

Height	40.6 mm
Width	70.6 mm
Depth	85.6 mm
Height unit	1 U

Ambient conditions

Degree of protection	IP20 (only when all terminal points are used)
Ambient temperature (operation)	-40 °C ... 80 °C
Ambient temperature (storage/transport)	-40 °C ... 80 °C
Altitude	≤ 2000 m (amsl (above mean sea level))
Permissible humidity (operation)	5 % ... 95 %
Shock (operation)	30g (Half-sine / 11 ms / 3x ±X, ±Y, ±Z)

Type 2 surge arrester - VAL-US 60/2+0/1U/FM - 2907043

Technical data

Ambient conditions

Vibration (operation)	7.5g (10 ... 500 Hz / 2.5 h / X, Y, Z)
-----------------------	--

General

IEC test classification	II
	T2
EN type	T2
IEC power supply system	TN-S
Mode of protection	L-PE
	N-PE
Mounting type	Panel mount
Color	gray
Housing material	PA 6.6
	PBT
Degree of pollution	2
Flammability rating according to UL 94	V-0
Type	DIN rail module, two-section, divisible
Surge protection fault message	Optical, remote indicator contact

Additional descriptions

Note	For installation into a touch protected cabinet. For applications with $U_c > 500$ V distances at the side and distances at the connection area must be minimum of 5 mm between different active parts including earthed parts.
------	---

Protective circuit

Nominal voltage U_N	-48 V DC ± 10 % (RRH)
Nominal frequency f_N	50 Hz (60 Hz)
Maximum continuous voltage U_C	75 V AC
	100 V DC
Rated load current I_L	80 A
Residual current I_{PE}	≤ 0.45 mA
Standby power consumption P_C	≤ 35 mVA
Nominal discharge current I_n (8/20) μ s	15 kA
Maximum discharge current I_{max} (8/20) μ s	40 kA
Short-circuit current rating I_{SCCR}	25 kA
Voltage protection level U_p	≤ 0.55 kV
Residual voltage U_{res}	≤ 0.55 kV (at I_n)
	≤ 0.425 kV (at 10 kA)
	≤ 0.325 kV (at 5 kA)
	≤ 0.275 kV (at 3 kA)
TOV behavior at U_T	100 V AC (5 s / withstand mode)
Response time t_A	≤ 25 ns
Max. backup fuse with V-type through wiring	80 A AC (gG - 16 mm ²)

Type 2 surge arrester - VAL-US 60/2+0/1U/FM - 2907043

Technical data

Protective circuit

Max. backup fuse with branch wiring	160 A AC (gG)
-------------------------------------	---------------

Indicator/remote signaling

Switching function	PDT contact
Operating voltage	5 V AC ... 250 V AC
	125 V AC (UL)
	125 V DC (200 mA DC)
Operating current	5 mA AC ... 1.5 A
	1 A (UL)
	1 A (30 V DC)
Connection method	Push-in spring connection
Stripping length	6 mm
Conductor cross section flexible min.	0.2 mm ²
Conductor cross section flexible max.	0.5 mm ²
Conductor cross section solid min.	0.14 mm ²
Conductor cross section solid max.	0.5 mm ²
Conductor cross section AWG	24 ... 20 (UL)

Connection data

Connection method	Screw connection
Screw thread	M5
Tightening torque	2.5 Nm ... 3 Nm
	22 lb _F -in. ... 26.5 lb _F -in. (UL)
Stripping length	16 mm
Conductor cross section flexible min.	1.5 mm ²
Conductor cross section flexible max.	25 mm ²
Conductor cross section solid min.	1.5 mm ²
Conductor cross section solid max.	35 mm ²
Conductor cross section AWG	15 ... 2
	10 ... 2 (UL)

UL specifications

SPD Type	4CA
Maximum continuous operating voltage MCOV (L-N)	75 V AC
	100 V DC
Nominal voltage	60 V DC
Mode of protection	N-G
	L-G
	(L+) - (L-)
	(L+) - G
	(L-) - G

UL indicator/remote signaling

Type 2 surge arrester - VAL-US 60/2+0/1U/FM - 2907043

Technical data

UL indicator/remote signaling

Operating voltage	125 V AC
Conductor cross section AWG	30 ... 14

UL connection data

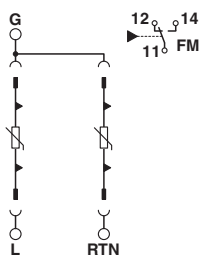
Conductor cross section AWG	10 ... 2
Tightening torque	22 lb _F -in. ... 26.5 lb _F -in.

Environmental Product Compliance

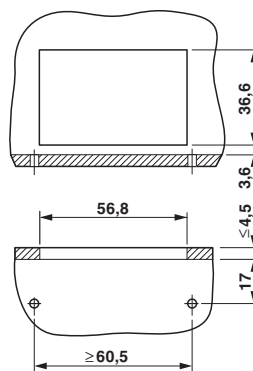
China RoHS	Environmentally Friendly Use Period = 50
	For details about hazardous substances go to tab "Downloads", Category "Manufacturer's declaration"

Drawings

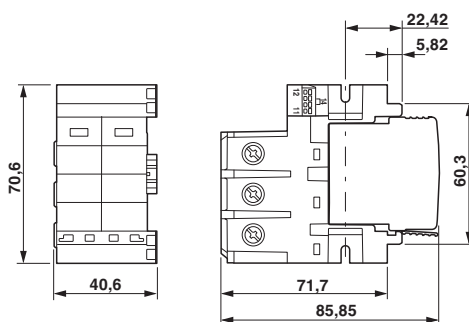
Circuit diagram



Drilling diagram



Dimensional drawing



Approvals

Approvals

Approvals


UL Recognized / cUL Recognized / cULus Recognized

Type 2 surge arrester - VAL-US 60/2+0/1U/FM - 2907043


Approvals

Ex Approvals

Approval details

UL Recognized		http://database.ul.com/cgi-bin/XYV/template/LISEXT/1FRAME/index.htm	FILE E 330181
---------------	---	---	---------------

cUL Recognized		http://database.ul.com/cgi-bin/XYV/template/LISEXT/1FRAME/index.htm	FILE E 330181
----------------	---	---	---------------

cULus Recognized		http://database.ul.com/cgi-bin/XYV/template/LISEXT/1FRAME/index.htm	
------------------	--	---	--

Phoenix Contact 2018 © - all rights reserved
<http://www.phoenixcontact.com>

PHOENIX CONTACT GmbH & Co. KG
Flachsmarktstr. 8
32825 Blomberg
Germany
Tel. +49 5235 300
Fax +49 5235 3 41200
<http://www.phoenixcontact.com>

X-ON Electronics

Largest Supplier of Electrical and Electronic Components

Click to view similar products for [Surge Suppressors](#) category:

Click to view products by [Phoenix Contact](#) manufacturer:

Other Similar products are found below :

[GUS1](#) [GUS12](#) [BSPM1A600D600LVR](#) [2800521](#) [29-2053](#) [GUS11](#) [GUS2](#) [GUS3](#) [30460](#) [SRA64C060X](#) [PC642C015](#) [1810-15-A3](#) [2713175](#)
[4B06B-EC1-150LF](#) [SRA6LC](#) [BPMA75D100LV](#) [CX06M](#) [CCTV1](#) [GUS13](#) [GUS14](#) [GUS5](#) [GUS6](#) [VAL-MS 320/3+0-FM](#) [VAL-US-](#)
[120/40/1+1-FM](#) [VAL-US-120/65/1+1-FM](#) [VAL-US-480D/30/3+0-FM](#) [VAL-US-120/40/1+0-FM](#) [LP-STRL-NFF](#) [LP-STRL-DFD](#) [GUS22](#)
[0804111](#) [5053609](#) [5053201](#) [SPD2-150-1P0](#) [SPD2-550-1P0](#) [6720005416](#) [6720005417](#) [1-2191595-2](#) [STC-CAT6-P0E-I](#) [SPD2-350-1P0](#) [FLT-](#)
[CP-350-ST](#) [TTC-6P-3-HF-F-M-12DC-UT-I](#) [SMTPA200](#) [2800989](#) [2906776](#) [2906810](#) [2906847](#) [2906848](#) [2906851](#) [2910332](#)