

Redundancy module - QUINT4-S-ORING/12-24DC/1X40 - 2907752

Please be informed that the data shown in this PDF Document is generated from our Online Catalog. Please find the complete data in the user's documentation. Our General Terms of Use for Downloads are valid (<http://phoenixcontact.com/download>)



Active QUINT single redundancy module for DIN rail mounting, input: 12 - 24 V DC, output: 12 - 24 V DC/1 x 40 A, incl. mounted UTA 107/30 universal DIN rail adapter

Product Description


Active redundancy module for superior system availability and maximum operational reliability. QUINT S-ORING enables the separate structuring of a redundant system. In combination with the new QUINT POWER power supply, the redundant system is monitored continuously.

Your advantages

- Consistent redundancy up to the load
- Input voltage and decoupling section monitored on a permanent basis
- Save energy by decoupling with MOSFET



Key Commercial Data

Packing unit	1 pc
GTIN	 4 055626 231907
GTIN	4055626231907

Technical data

Dimensions

Width	32 mm
Height	130 mm
Depth	125 mm
Width with alternative assembly	122 mm
Height with alternative assembly	130 mm
Depth with alternative assembly	35 mm
Installation distance right/left	0 mm / 0 mm
Installation distance top/bottom	40 mm / 20 mm

Ambient conditions

Degree of protection	IP20
----------------------	------

Redundancy module - QUINT4-S-ORING/12-24DC/1X40 - 2907752

Technical data

Ambient conditions

Inflammability class in acc. with UL 94 (housing / terminal blocks)	V0
Ambient temperature (operation)	-40 °C ... 70 °C (> 60 °C Derating: 2.5 %/K)
Ambient temperature (storage/transport)	-40 °C ... 85 °C
Max. permissible relative humidity (operation)	≤ 95 % (at 25 °C, non-condensing)
Climatic class	3K3 (in acc. with EN 60721)
Degree of pollution	2
Installation height	≤ 5000 m (> 2000 m, observe derating)

Input data

Nominal input voltage range	12 V DC ... 24 V DC
Input voltage range	8 V DC ... 30 V DC
Current consumption	40 A
Nominal input current	40 A (-40 °C ... 60 °C)

Output data

Output voltage range	8 V DC ... 30 V DC
Nominal output current (I _N)	40 A
Static Boost (I _{Stat.Boost})	45 A
Dynamic Boost (I _{Dyn.Boost})	60 A (5 s)
Selective Fuse Breaking (I _{SFB})	215 A (15 ms)
Derating	60 °C ... 70 °C (2.5%/K)
Connection in series	No
Power loss nominal load max.	6.5 W (I _{OUT} = 40 A)
	6 W (I _{OUT} = 40 A)

General

Net weight	0.55 kg
Efficiency	typ. 99.1 % (12 V DC)
	typ. 99.3 % (24 V DC)
MTBF (IEC 61709, SN 29500)	> 25297000 h (25 °C)
	> 15153000 h (40 °C)
	> 7449000 h (60 °C)
Degree of protection	IP20
Protection class	III
Inflammability class in acc. with UL 94 (housing / terminal blocks)	V0
Housing material	Aluminum / stainless steel
Mounting position	horizontal DIN rail NS 35, EN 60715
Assembly instructions	alignable: P _N ≥ 50%, 5 mm horizontally, 15 mm next to active components, 50 mm vertically alignable: P _N < 50%, 0 mm horizontally, 40 mm vertically top, 20 mm vertically bottom

Connection data, input

Connection method	Screw connection
-------------------	------------------

Redundancy module - QUINT4-S-ORING/12-24DC/1X40 - 2907752

Technical data

Connection data, input

Conductor cross section solid min.	0.5 mm ²
Conductor cross section solid max.	16 mm ²
Conductor cross section flexible min.	0.5 mm ²
Conductor cross section flexible max.	16 mm ²
Conductor cross section AWG min.	20
Conductor cross section AWG max.	6
Stripping length	10 mm
Screw thread	M4

Connection data, output

Connection method	Screw connection
Conductor cross section solid min.	0.5 mm ²
Conductor cross section solid max.	16 mm ²
Conductor cross section flexible min.	0.5 mm ²
Conductor cross section flexible max.	16 mm ²
Conductor cross section AWG min.	20
Conductor cross section AWG max.	6
Stripping length	10 mm
Screw thread	M4

Connection data for signaling

Connection method	Push-in connection
Conductor cross section solid min.	0.2 mm ²
Conductor cross section solid max.	1.5 mm ²
Conductor cross section flexible min.	0.2 mm ²
Conductor cross section flexible max.	1.5 mm ²
Conductor cross section AWG min.	24
Conductor cross section AWG max.	16
Stripping length	8 mm

Standards

Standard - Electrical safety	EN 60950-1/VDE 0805 (SELV)
Standard - Electronic equipment for use in electrical power installations and their assembly into electrical power installations	EN 50178/VDE 0160 (PELV)
Standard - Safety extra-low voltage	IEC 60950-1 (SELV) and EN 60204-1 (PELV)
Standard - Safe isolation	DIN VDE 0100-410
Standard - Protection against shock currents, basic requirements for protective separation in electrical equipment	EN 50178

Conformance/approvals

UL approvals	UL/C-UL listed UL 508
	UL/C-UL Recognized UL 60950-1
	UL ANSI/ISA-12.12.01 Class I, Division 2, Groups A, B, C, D (Hazardous Location)

Redundancy module - QUINT4-S-ORING/12-24DC/1X40 - 2907752

Technical data

Conformance/approvals

Shipbuilding approval	DNV GL
-----------------------	--------

EMC data

Electromagnetic compatibility	Conformance with EMC Directive 2014/30/EU
Low Voltage Directive	Conformance with Low Voltage Directive 2014/35/EC
Conducted noise emission	EN 55016
	EN 61000-6-3 (Class B)
Noise emission	EN 55016
	EN 61000-6-3 (Class B)
DNV GL conducted interference	Class A
Additional text	Area power distribution
DNV GL noise radiation	Class B
Additional text	Bridge and deck area
Electrostatic discharge	EN 61000-4-2
Contact discharge	8 kV (Test Level 4)
Discharge in air	15 kV (Test Level 4)
Electromagnetic HF field	EN 61000-4-3
Frequency range	80 MHz ... 1 GHz
Test field strength	20 V/m (Test Level 3)
Frequency range	1 GHz ... 6 GHz
Test field strength	10 V/m (Test Level 3)
Frequency range	1 GHz ... 6 GHz
Test field strength	10 V/m (Test Level 3)
Comments	Criterion A
Fast transients (burst)	EN 61000-4-4
Input	2 kV (Test Level 4 - asymmetrical)
Output	2 kV (Test Level 4 - asymmetrical)
Signal	2 kV (Test Level 4 - asymmetrical)
Comments	Criterion A
Surge voltage load (surge)	EN 61000-4-5
Input	1 kV (Test Level 4 - symmetrical)
	2 kV (Test Level 4 - asymmetrical)
Output	1 kV (Test Level 2 - symmetrical)
	2 kV (Test Level 3 - asymmetrical)
Signal	1 kV (Test Level 2 - asymmetrical)
Comments	Criterion A
Conducted interference	EN 61000-4-6
I/O/S	asymmetrical
Frequency range	0.15 MHz ... 80 MHz
Voltage	10 V (Test Level 3)
Comments	Criterion A

Redundancy module - QUINT4-S-ORING/12-24DC/1X40 - 2907752

Technical data

EMC data

Power frequency magnetic field	EN 61000-4-8
Frequency	16.67 Hz
	50 Hz
	60 Hz
Test field strength	30 A/m
Additional text	60 s
Comments	Criterion A
Criterion A	Normal operating behavior within the specified limits.
Criterion B	Temporary impairment to operational behavior that is corrected by the device itself.

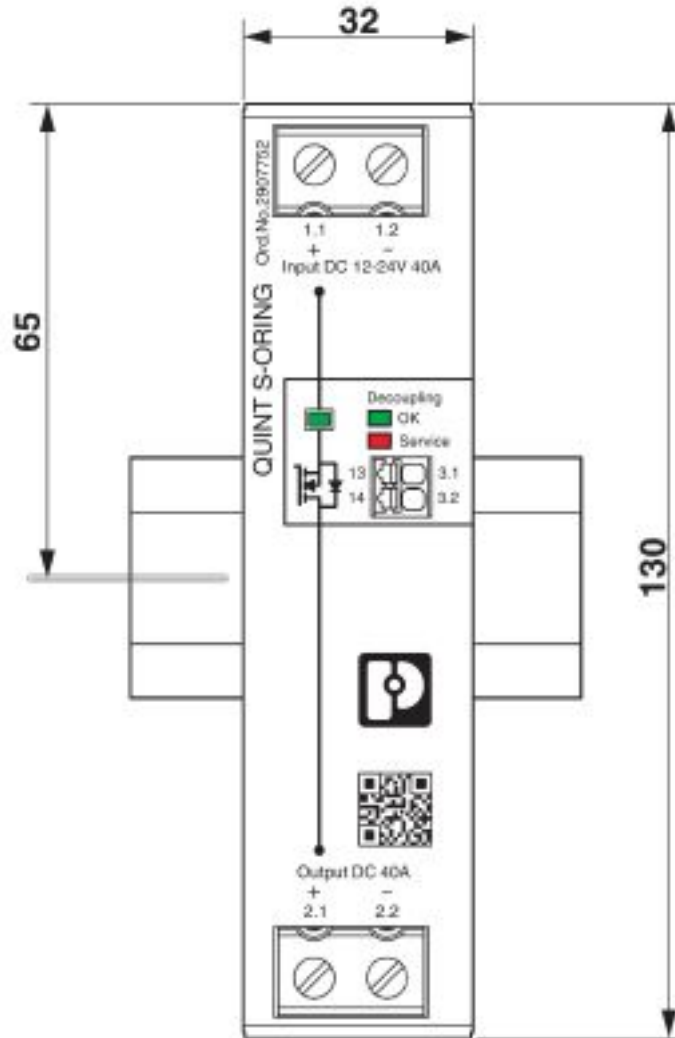
Environmental Product Compliance

REACH SVHC	Lead 7439-92-1
China RoHS	Environmentally Friendly Use Period = 25;
	For details about hazardous substances go to tab "Downloads", Category "Manufacturer's declaration"

Drawings

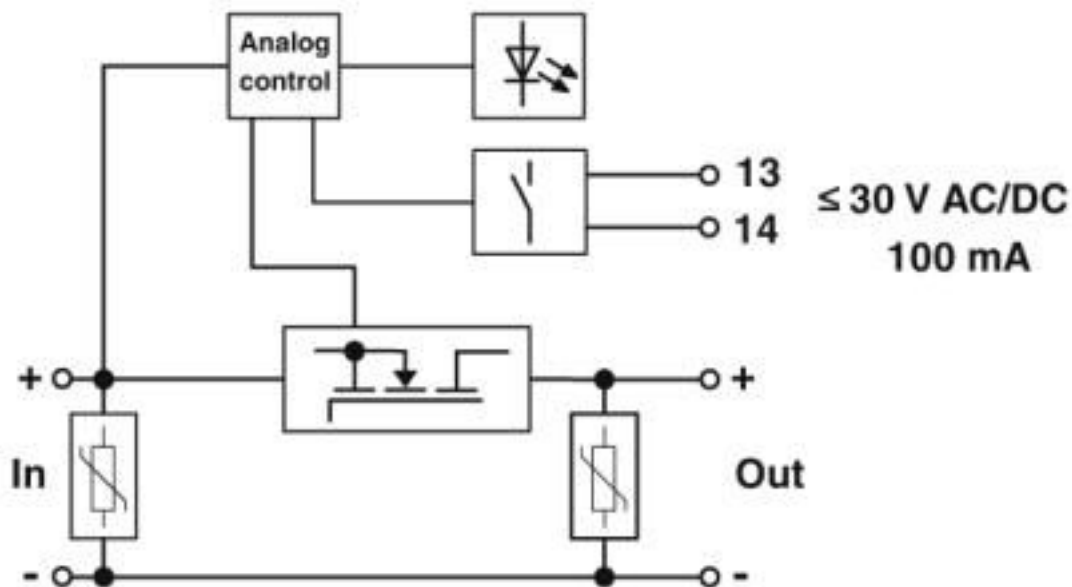
Redundancy module - QUINT4-S-ORING/12-24DC/1X40 - 2907752

Dimensional drawing

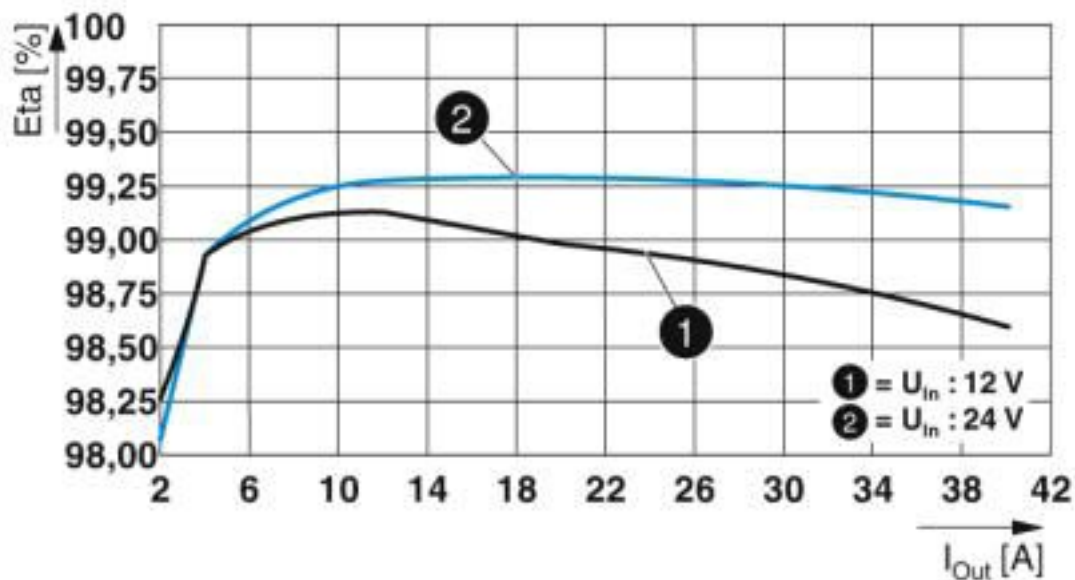


Redundancy module - QUINT4-S-ORING/12-24DC/1X40 - 2907752

Block diagram

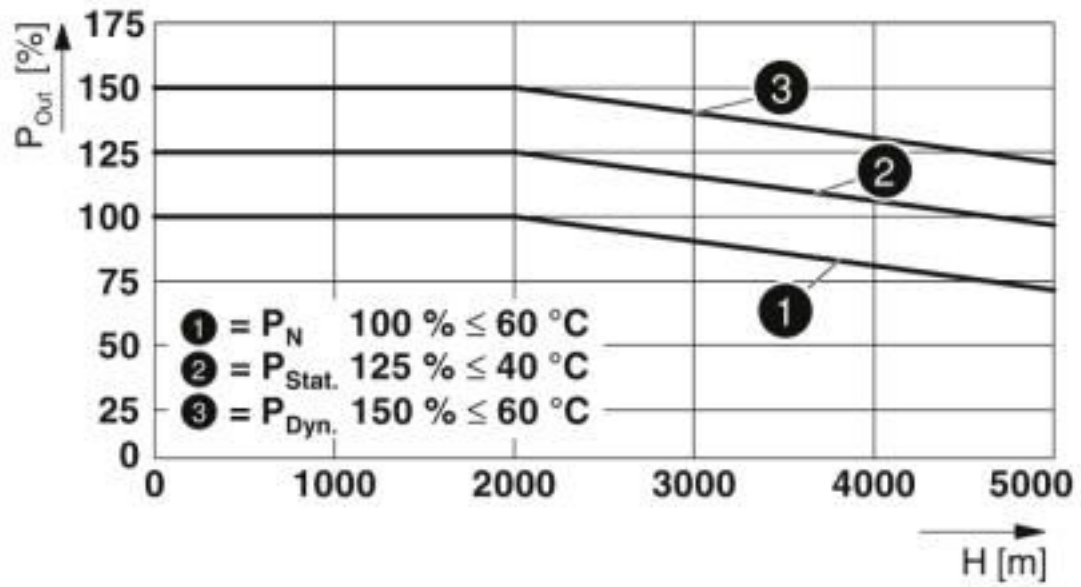


Diagram



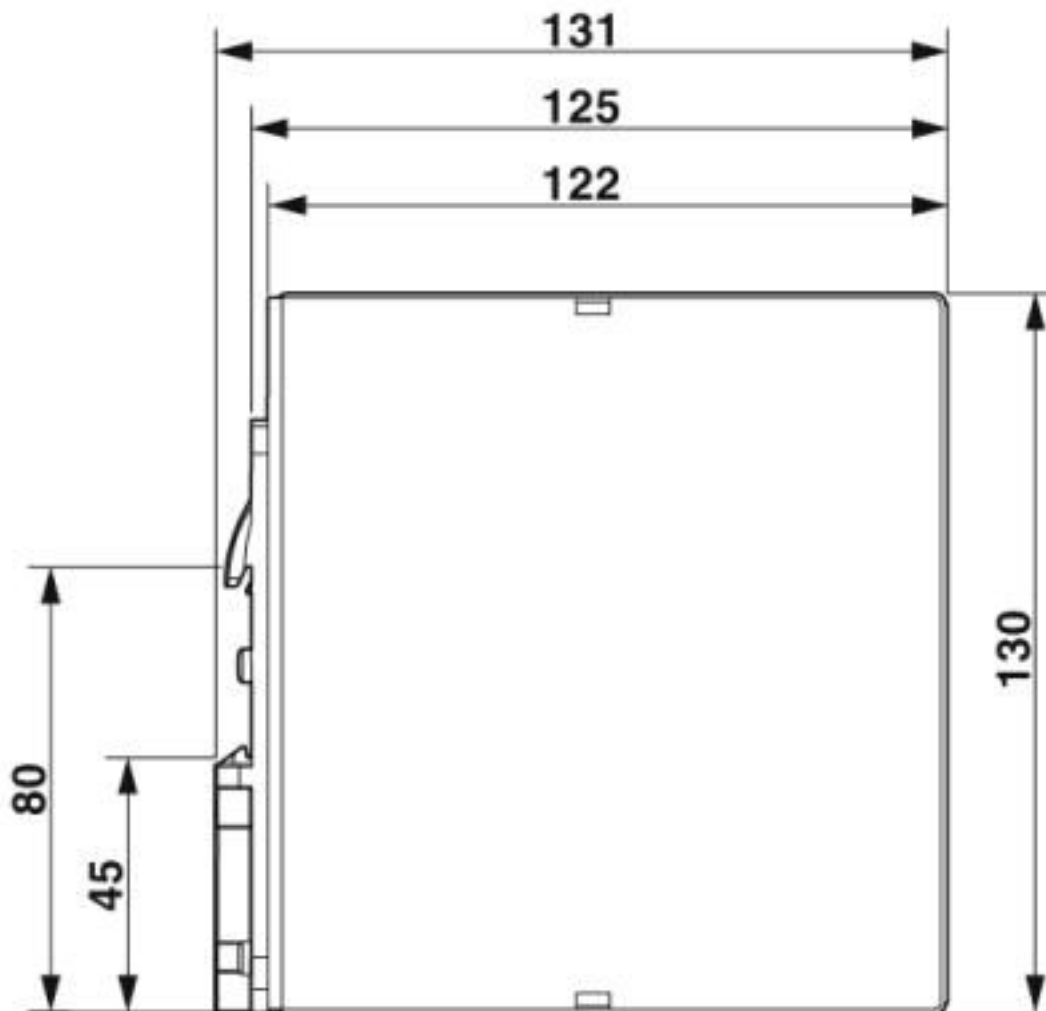
Redundancy module - QUINT4-S-ORING/12-24DC/1X40 - 2907752

Diagram



Redundancy module - QUINT4-S-ORING/12-24DC/1X40 - 2907752

Dimensional drawing



Classifications

eCl@ss

eCl@ss 10.0.1	27371010
eCl@ss 5.1	27242213
eCl@ss 8.0	27371010
eCl@ss 9.0	27371010

ETIM

ETIM 5.0	EC000683
ETIM 6.0	EC002540

UNSPSC

UNSPSC 13.2	39121004
UNSPSC 19.0	39121004

Redundancy module - QUINT4-S-ORING/12-24DC/1X40 - 2907752

Approvals

Approvals









Approvals

DNV GL / UL Listed / UL Recognized / cUL Recognized / cUL Listed / EAC / cULus Recognized / cULus Listed

Ex Approvals

UL Listed / cUL Listed / cULus Listed

Approval details

DNV GL		https://approvalfinder.dnvgl.com/	TAA000011F
UL Listed		http://database.ul.com/cgi-bin/XYV/template/LISEXT/1FRAME/index.htm	FILE E 123528
UL Recognized		http://database.ul.com/cgi-bin/XYV/template/LISEXT/1FRAME/index.htm	FILE E 211944
cUL Recognized		http://database.ul.com/cgi-bin/XYV/template/LISEXT/1FRAME/index.htm	FILE E 211944
cUL Listed		http://database.ul.com/cgi-bin/XYV/template/LISEXT/1FRAME/index.htm	FILE E 123528
EAC			RU*DE*08.B.01873/19
cULus Recognized			
cULus Listed			

Redundancy module - QUINT4-S-ORING/12-24DC/1X40 - 2907752

Accessories

Accessories

Assembly adapter

Assembly adapters - UWA 182/52 - 2938235



Universal wall adapter for securely mounting the device in the event of strong vibrations. The device is screwed directly onto the mounting surface. The universal wall adapter is attached on the top/bottom.

Assembly adapters - UTA 107/30 - 2320089



Universal DIN rail adapter

Assembly adapters - QUINT-PS-ADAPTERS7/1 - 2938196



Assembly adapter for QUINT-PS... power supply on S7-300 rail

Phoenix Contact 2020 © - all rights reserved
<http://www.phoenixcontact.com>

PHOENIX CONTACT GmbH & Co. KG
Flachsmarktstr. 8
32825 Blomberg
Germany
Tel. +49 5235 300
Fax +49 5235 3 41200
<http://www.phoenixcontact.com>

X-ON Electronics

Largest Supplier of Electrical and Electronic Components

Click to view similar products for [Isolated DC/DC Converters](#) category:

Click to view products by [Phoenix Contact](#) manufacturer:

Other Similar products are found below :

[ESM6D044440C05AAQ](#) [FMD15.24G](#) [PSL486-7LR](#) [Q48T30020-NBB0](#) [JAHW100Y1](#) [SPB05C-12](#) [SQ24S15033-PS0S](#) [19-130041](#) [CE-1003](#)
[CE-1004](#) [GQ2541-7R](#) [RDS180245](#) [MAU228](#) [DFC15U48D15](#) [XGS-0512](#) [XGS-1205](#) [XGS-1212](#) [XGS-2412](#) [XGS-2415](#) [XKS-1215](#) [06322](#)
[NCT1000N040R050B](#) [SPB05B-15](#) [SPB05C-15](#) [L-DA20](#) [DCG40-5G](#) [QME48T40033-PGB0](#) [XKS-2415](#) [XKS-2412](#) [XKS-2405](#) [XKS-1212](#)
[XKS-1205](#) [XKS-0515](#) [XKS-0505](#) [XGS-2405](#) [XGS-1215](#) [XGS-0515](#) [PS9Z-6RM4](#) [73-551-5038I](#) [AK1601-9RT](#) [VI-R5022-EXWW](#) [PSC128-](#)
[7iR](#) [RPS8-350ATX-XE](#) [DAS1004812](#) [VI-LJ11-iz](#) [PQA30-D24-S24-DH](#) [VI-M5F-CQ](#) [VI-LN2-EW](#) [VI-PJW01-CZY](#) [CK2540-9ERT](#)