

Measuring instrument - EEM-MA771-R - 2908285


Please be informed that the data shown in this PDF Document is generated from our Online Catalog. Please find the complete data in the user's documentation. Our General Terms of Use for Downloads are valid (<http://phoenixcontact.com/download>)



Multi-functional energy measuring device with direct Rogowski connection and integrated Modbus RTU/TCP interface for measuring electrical parameters in low-voltage installations up to 690 V.



Key Commercial Data

Packing unit	1 pc
GTIN	 4 055626 471952
GTIN	4055626471952

Technical data

Dimensions

Width	96 mm
Height	96 mm
Depth	58 mm

Ambient conditions

Ambient temperature (operation)	-10 °C ... 55 °C
Ambient temperature (storage/transport)	-40 °C ... 70 °C
Maximum altitude	≤ 2000 m
Max. permissible relative humidity (operation)	≤ 95 % (non-condensing)
Degree of protection	IP54 (Display (+ EEM-MA-IP))
	IP20 (Housing)

Input data

Measuring principle	True r.m.s. value measurement
Acquisition of harmonics	up to 63rd harmonic
Measured value	AC sine (50/60 Hz)
Input name	Voltage measuring input V1, V2, V3
Input voltage range	35 V AC ... 690 V AC (Phase/Phase)
	20 V AC ... 400 V AC (Phase/neutral conductor)

Measuring instrument - EEM-MA771-R - 2908285

Technical data

Input data

	60 V AC ... 2000000 V AC (primary)
	60 V AC ... 400 V AC (secondary)
Surge voltage capacity	760 V AC (Phase/Phase)
Precision	0.2 %
Input name	Current measurement RC1, RC2, RC3
Input current	4000 A
Response threshold from measuring range nominal value	5 A
Precision	< 1 %
	1 %
Reactive power (IEC 62053-23)	Class 2
Description of the input	Digital input in accordance with IEC/EN 61131-2 (type 3)
Number	1
Voltage input signal	0 V DC ... 30 V DC
Current input signal	2 mA ... 15 mA

Output data

Output description	Digital output in accordance with IEC/EN 61131-2 (type 3)
Number	1
Current output signal	≤ 100 mA

Device interface

Designation	Network interface
Communication protocol	Modbus/TCP
	REST
Connection method	RJ45
Designation	Network interface
Communication protocol	Modbus/RTU
Communication standard	RS-485
Connection method	Screw connection
Transmission speed range	2.4 kbps ... 115.2 kbps
Resistance	120 Ω (integrated)

General

Display	LCD display, two-color backlit
Supply voltage range	100 V AC ... 400 V AC (±20 %)
	150 V DC ... 250 V DC (±20 %)
Power consumption	≤ 4 W
Mains type	3-phase (3 or 4-wire), 2-phase (2-wire), and single-phase (1-wire)
Color	gray
Conformance	CE-compliant
Test voltage	4 kV AC (50 Hz, 1 min.)
Product family	EMpro

Measuring instrument - EEM-MA771-R - 2908285

Technical data

Connection data

Connection name	Current / voltage / supply
Connection method	Screw connection
Stripping length	8 mm
Screw thread	M3
Conductor cross section solid	0.2 mm ² ... 6 mm ²
Conductor cross section flexible	0.2 mm ² ... 4 mm ²
Conductor cross section AWG	24 ... 10
Torque	0.5 Nm ... 0.6 Nm

Connection data 2

Connection name	Digital I/O / communication
Connection method	Screw connection
Stripping length	7 mm
Screw thread	M3
Conductor cross section solid	0.14 mm ² ... 2.5 mm ²
Conductor cross section flexible	0.14 mm ² ... 1.5 mm ²
Conductor cross section AWG	26 ... 14
Torque	0.5 Nm ... 0.6 Nm

Connection data 3

Connection name	RS-485
Connection method	Screw connection
Stripping length	7 mm
Screw thread	M3
Conductor cross section solid	0.2 mm ² ... 2.5 mm ²
Conductor cross section flexible	0.2 mm ² ... 2.5 mm ²
Conductor cross section AWG	24 ... 12
Torque	0.5 Nm ... 0.6 Nm

UL data

Operating mode	Indoor use
----------------	------------

Standards and Regulations

Conformance	CE-compliant
-------------	--------------

Environmental Product Compliance

REACH SVHC	Lead 7439-92-1
China RoHS	Environmentally Friendly Use Period = 50 years
	For details about hazardous substances go to tab "Downloads", Category "Manufacturer's declaration"

Measuring instrument - EEM-MA771-R - 2908285

Classifications

eCl@ss

eCl@ss 10.0.1	27142330
eCl@ss 8.0	27142330
eCl@ss 9.0	27142330

ETIM

ETIM 5.0	EC002301
ETIM 6.0	EC002301
ETIM 7.0	EC002301

Approvals

Approvals


Approvals

EAC / UL Listed / cUL Listed / cULus Listed


Ex Approvals

Approval details

EAC		RU*DE*08.B.00734/19
-----	---	---------------------

UL Listed		http://database.ul.com/cgi-bin/XYV/template/LISEXT/1FRAME/index.htm	FILE E 357804
-----------	---	---	---------------

cUL Listed		http://database.ul.com/cgi-bin/XYV/template/LISEXT/1FRAME/index.htm	FILE E 357804
------------	---	---	---------------

cULus Listed			
--------------	---	--	--

Accessories

Accessories

Assembly adapter

Measuring instrument - EEM-MA771-R - 2908285

Accessories

DIN rail adapter - EEM-MKT-DRA - 2902078



DIN rail adapter for EEM-MA770-X and EEM-MA771-X series energy measuring devices

Mounting material

Holder - PACT RCP-CLAMP - 2904895



The optional holding device ensures the Rogowski coil is securely seated on busbars with a thickness of 10 ... 15 mm. During installation, the coil housing is pushed onto the flange of the holding device and snaps in automatically.

Rogowski coil

Coil - PACT RCP-D95 - 2904890



300 mm long Rogowski coil. The measuring coil diameter when installed is 95 mm. The Rogowski coil is used for AC current measurement for busbars and power lines.

Coil - PACT RCP-D140 - 2904891



450 mm long Rogowski coil. The measuring coil diameter when installed is 140 mm. The Rogowski coil is used for AC current measurement for busbars and power lines.

Coil - PACT RCP-D190 - 2904892



600 mm long Rogowski coil. The measuring coil diameter when installed is 190 mm. The Rogowski coil is used for AC current measurement for busbars and power lines.

Measuring instrument - EEM-MA771-R - 2908285

Accessories

Coil - PACT RCP-D95-5M - 2910322

300 mm long Rogowski coil. The measuring coil diameter when installed is 95 mm. The Rogowski coil is used for AC current measurement for busbars and power lines.



Coil - PACT RCP-D95-10M - 2910323

300 mm long Rogowski coil. The measuring coil diameter when installed is 95 mm. The Rogowski coil is used for AC current measurement for busbars and power lines.



Coil - PACT RCP-D190-10M - 2910324

600 mm long Rogowski coil. The measuring coil diameter when installed is 190 mm. The Rogowski coil is used for AC current measurement for busbars and power lines.



Phoenix Contact 2020 © - all rights reserved
<http://www.phoenixcontact.com>

PHOENIX CONTACT GmbH & Co. KG
Flachsmarktstr. 8
32825 Blomberg
Germany
Tel. +49 5235 300
Fax +49 5235 3 41200
<http://www.phoenixcontact.com>

X-ON Electronics

Largest Supplier of Electrical and Electronic Components

Click to view similar products for [Digital Panel Meters](#) category:

Click to view products by [Phoenix Contact](#) manufacturer:

Other Similar products are found below :

[M00558-00](#) [70.360.4828.0](#) [72331-00](#) [85310-25](#) [86642-00](#) [87268-13](#) [87316-00](#) [87719-26](#) [98107-56](#) [HB8260-R36-90](#) [DMS-20ACV-3-R-C](#)
[EM11DINAV81XR1X](#) [25.325.3253.1](#) [25.325.4253.1](#) [25.330.0453.1](#) [20046-20](#) [20182-23](#) [AP1021](#) [25.320.5053.0](#) [25.350.3453.1](#)
[25.394.3653.1](#) [25.521.3253.0](#) [28006-01](#) [04.630.1080.0](#) [20078-20](#) [EM11DINAV81XO1X](#) [85874-26](#) [87166-00](#) [87895-00](#) [28000-03](#) [82322K-](#)
[11](#) [86641-00](#) [87004-00](#) [HB8280R2490](#) [HB8260R4890](#) [SCE016MD3MV0W10](#) [20125-21](#) [86640-00](#) [PG-100-103GP](#) [PG-100-102RP](#) [PG-](#)
[100B-102R-H](#) [PG-100B-103R](#) [PG-100N-103R](#) [PG-100-102GH](#) [PG-100-101RP](#) [F452830F](#) [F451730](#) [DMG 100](#) [DMG 110](#) [DMK 11](#)