

Surge protection device - TTC-6-2-HC-24DC-PT-I - 2908439

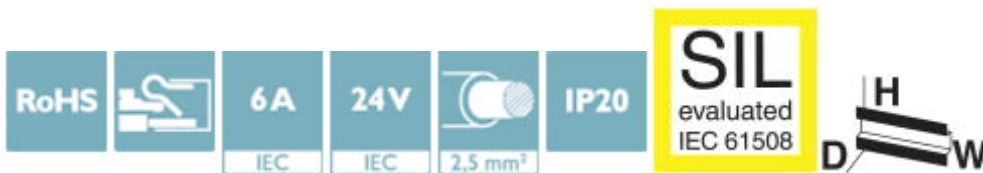
Please be informed that the data shown in this PDF Document is generated from our Online Catalog. Please find the complete data in the user's documentation. Our General Terms of Use for Downloads are valid (<http://phoenixcontact.com/download>)




Surge protection with integrated status indicator for a 2-wire floating signal circuit with high nominal current.

Why buy this product

- ✓ Space-saving installation due to the narrow overall width of 6.2 mm
- ✓ Signaling without additional auxiliary power, thanks to the mechanical status indicator
- ✓ Optional remote signaling module monitors up to 40 items, without additional wiring
- ✓ Quick and tool-free installation of surge protective devices, thanks to Push-in connection technology
- ✓ Safe behavior in the event of overload, thanks to the integrated disconnect device



Key Commercial Data

Packing unit	1 pc
GTIN	 4 055626 300436
GTIN	4055626300436

Technical data

Dimensions

Height	105.8 mm
Width	6.2 mm +0.1 mm
Depth	83.5 mm (incl. DIN rail 7.5 mm)

Ambient conditions

Ambient temperature (operation)	-40 °C ... 85 °C
Ambient temperature (storage/transport)	-40 °C ... 85 °C
Altitude	≤ 4000 m (amsl (above mean sea level))
Degree of protection	IP20

General

Surge protection device - TTC-6-2-HC-24DC-PT-I - 2908439

Technical data

General

Housing material	PBT
Flammability rating according to UL 94	V-0
Color	traffic grey A RAL 7042
Mounting type	DIN rail: TH 35 - 7.5 mm
Type	DIN rail module, one-piece
Direction of action	Line-Line & Line-Signal Ground/Shield & optional Signal Ground/Shield-Earth Ground

Protective circuit

IEC test classification	C1
	C2
	C3
	D1
Nominal voltage U_N	24 V DC
Maximum continuous voltage U_C	30 V DC
Rated current	6 A (55 °C)
Operating effective current I_C at U_C	$\leq 5 \mu\text{A}$
Residual current I_{PE}	$\leq 1 \mu\text{A}$
Nominal discharge current I_n (8/20) μs (line-line)	0.5 kA
Nominal discharge current I_n (8/20) μs (line-earth)	5 kA
Pulse discharge current I_{imp} (10/350) μs (line-earth)	0.5 kA
Total discharge current I_{total} (8/20) μs	5 kA
Voltage protection level U_p (line-line)	$\leq 50 \text{ V}$ (C1 - 1 kV/500 A)
	$\leq 45 \text{ V}$ (C3 - 25 A)
	$\leq 50 \text{ V}$ (C3 - 100 A)
Voltage protection level U_p (line-earth)	$\leq 1.35 \text{ kV}$ (C1 - 1 kV/500 A)
	$\leq 1.45 \text{ kV}$ (C2 - 10 kV / 5 kA)
	$\leq 850 \text{ V}$ (C3 - 25 A)
	$\leq 1.1 \text{ kV}$ (C3 - 100 A)
Response time t_A (line-line)	$\leq 1 \text{ ns}$
Response time t_A (line-earth)	$\leq 100 \text{ ns}$
Input attenuation aE, sym.	typ. 0.3 dB ($\leq 300 \text{ kHz} / 150 \Omega$)
Cut-off frequency f_g (3 dB), sym. in 150 Ohm system	typ. 1 MHz
Capacity (line-earth)	typ. 2.2 nF
Resistance in series	$\leq 100 \text{ m}\Omega$
Surge protection fault message	optical
Max. required back-up fuse	6.3 A (FF)
Impulse durability (line-line)	C1 - 1 kV/500 A
	C3 - 100 A
Impulse durability (line-earth)	C1 - 1 kV/500 A
	C2 - 10 kV/5 kA

Surge protection device - TTC-6-2-HC-24DC-PT-I - 2908439

Technical data

Protective circuit

	C3 - 100 A
	D1 - 500 A
Pulse reset time (line-earth)	≤ 40 ms

Connection data

Connection method	Push-in connection
Stripping length	8 mm
Conductor cross section flexible	0.2 mm ² ... 2.5 mm ²
Conductor cross section solid	0.2 mm ² ... 4 mm ²
Conductor cross section AWG	24 ... 12

Standards and Regulations

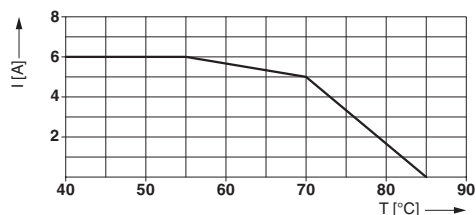
Standards/specifications	IEC 61643-21 2000 + corrigendum 2001 + A1:2008, modified + A2:2012
	EN 61643-21 2001 + A1:2009 + A2:2013

Drawings

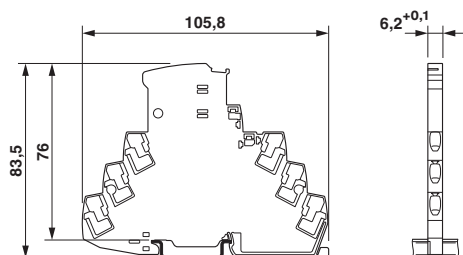
Pictogram



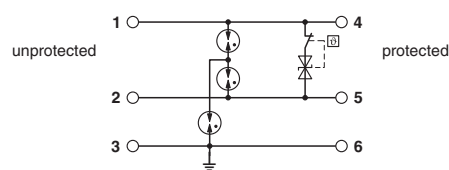
Diagram



Dimensional drawing



Circuit diagram



Approvals

Approvals

Approvals

UL Listed / CSA / CSAus / DNV GL / cCSAus

Surge protection device - TTC-6-2-HC-24DC-PT-I - 2908439

Approvals

Ex Approvals

Approval details

UL Listed		http://database.ul.com/cgi-bin/XYV/template/LISEXT/1FRAME/index.htm	FILE E 138168
CSA		http://www.csagroup.org/services-industries/product-listing/	70136717
CSAus		http://www.csagroup.org/services-industries/product-listing/	70136717
DNV GL		http://exchange.dnv.com/tari/	TAE000027G
cCSAus		http://www.csagroup.org/services-industries/product-listing/	

Phoenix Contact 2018 © - all rights reserved
<http://www.phoenixcontact.com>

PHOENIX CONTACT GmbH & Co. KG
Flachsmarktstr. 8
32825 Blomberg
Germany
Tel. +49 5235 300
Fax +49 5235 3 41200
<http://www.phoenixcontact.com>

X-ON Electronics

Largest Supplier of Electrical and Electronic Components

Click to view similar products for [Surge Suppressors](#) category:

Click to view products by [Phoenix Contact](#) manufacturer:

Other Similar products are found below :

[GUS1](#) [GUS12](#) [BSPM1A600D600LVR](#) [2800521](#) [29-2053](#) [GUS11](#) [GUS2](#) [GUS3](#) [30460](#) [SRA64C060X](#) [PC642C015](#) [1810-15-A3](#) [2713175](#)
[4B06B-EC1-150LF](#) [SRA6LC](#) [BPMA75D100LV](#) [CX06M](#) [CCTV1](#) [GUS13](#) [GUS14](#) [GUS5](#) [GUS6](#) [VAL-MS 320/3+0-FM](#) [VAL-US-](#)
[120/40/1+1-FM](#) [VAL-US-120/65/1+1-FM](#) [VAL-US-480D/30/3+0-FM](#) [VAL-US-120/40/1+0-FM](#) [LP-BFDN-CW](#) [LP-STRL-NFF](#) [LP-STRL-](#)
[DFF](#) [GUS22](#) [0804111](#) [5053609](#) [5053201](#) [SPD2-150-1P0](#) [SPD2-550-1P0](#) [6720005416](#) [6720005417](#) [1-2191595-2](#) [STC-CAT6-P0E-I](#) [SPD2-](#)
[350-1P0](#) [FLT-CP-350-ST](#) [TTC-6P-3-HF-F-M-12DC-UT-I](#) [SMTPA200](#) [2800989](#) [2906776](#) [2906810](#) [2906847](#) [2906848](#) [2906851](#)