

## Upper part of housing - ME 17,5 OT-MSTBO SET KMGY - 2914181

Please be informed that the data shown in this PDF Document is generated from our Online Catalog. Please find the complete data in the user's documentation. Our General Terms of Use for Downloads are valid (<http://phoenixcontact.com/download>)

DIN rail housing, Set consisting of upper housing part and connection technology, width: 17.6 mm, height: 99 mm, depth: 45.85 mm, color: light gray (7035)



### Your advantages

- Item is from the ME product range
- Tool-free mounting
- Available in overall widths from 12.5 mm to 90 mm, modular extension is possible
- Inflammability class V0 according to UL 94
- Variety of connection technologies
- Can be mounted on the DIN rail
- Optional bus connector that is either integrated or mounted on the DIN rail



### Key Commercial Data

Packing unit	10 pc
GTIN	
GTIN	4017918953300

### Technical data

#### Item properties

Brief article description	Upper part of housing
Type	ME 17,5 OT-MSTBO SET KMGY
Order No.	2914181
Housing type	DIN rail housing
Type	Set consisting of upper housing part and connection technology
Max. IP code to attain	IP20
Mounting type	Latching with lower housing part
Connection levels	2 (Both sides)
Max. number of positions	16 (pitch: 3.5 mm)

# Upper part of housing - ME 17,5 OT-MSTBO SET KMGY - 2914181

## Technical data

### Item properties

	12 (pitch: 5 mm)
	8 (pitch: 7.25 mm)

### Dimensions

Width [ w ]	17.6 mm
Height [ h ]	99 mm
Depth [ d ]	45.85 mm
Depth from base support surface [d]	38.5 mm

### Material data

Housing material	Polyamide
Color (RAL)	light gray (7035)
Flammability rating according to UL 94	V0

### Ambient conditions

Ambient temperature (storage/transport)	-40 °C ... 55 °C
Ambient temperature (assembly)	-5 °C ... 100 °C
Ambient temperature (operation)	-40 °C ... 105 °C (depending on power dissipation)
Relative humidity (storage/transport)	80 %

### PCB data

Number of PCB holders	1
PCB thickness	1.4 mm ... 1.8 mm
Mounting position	Vertical (horizontal DIN rail)
Type of PCB mount	Latching

### Mechanical strength/tumbling barrel

Specification	IEC 60998-1:2002-12
Height of fall	50 cm
Number of drop cycles	10

### Vibration test

Specification	IEC 60068-2-6:2007-12
Frequency	10 - 150 - 10 Hz
Sweep speed	1 octave/min
Amplitude	0.15 mm (10 - 58.1 Hz)
Acceleration	2g (58.1 - 150 Hz)
Test duration per axis	2.5 h
Test directions	X-, Y- and Z-axis

### Shock

Specification	IEC 60068-2-27:2008-02
Pulse shape	Half-sine
Acceleration	15g
Shock duration	11 ms

# Upper part of housing - ME 17,5 OT-MSTBO SET KMGY - 2914181

## Technical data

### Shock

Number of shocks per direction	3
Test directions	X-, Y- and Z-axis (pos. and neg.)

### Thermostability (Ball Thrust Test)

Specification	IEC 60695-10-2:2014-02
Temperature	125 °C
Test duration	1 h
Force	20 N

### Test for assessing the risk of fire (glow wire)

Specification	DIN EN 60695-2-11 (VDE 0471-2-11):2014-11
Temperature	850 °C
Time of exposure	30 s

### Degrees of protection provided by housings (IP code)

Specification	IEC 60529:1989-11 + AMD 1:1999-11 + AMD 2:2013-08
Result, degree of protection, IP code	IP20

### General information

Type of note	Assembly instruction:
Note	Refer to the data sheet for the range in the download area.
Type of note	Recommendation
Note	Material of contact pads for bus connector, galvanic gold (hard gold)

### Packaging information

Type of packaging	packed in cardboard
Pieces per package	10
Denomination packing units	Pcs.
Outer packaging type	Carton

### Standards and regulations

Connection in acc. with standard	CUL
Flammability rating according to UL 94	V0

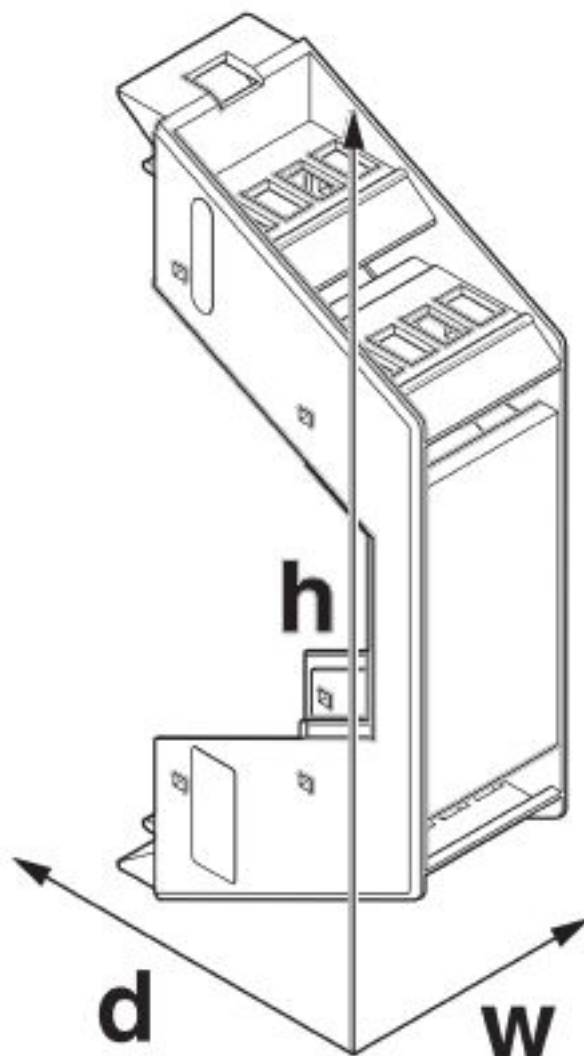
### Environmental Product Compliance

REACH SVHC	Lead 7439-92-1
China RoHS	Environmentally Friendly Use Period = 50 years
	For details about hazardous substances go to tab "Downloads", Category "Manufacturer's declaration"

## Drawings

## Upper part of housing - ME 17,5 OT-MSTBO SET KMGY - 2914181

Dimensional drawing



### Articles in set

Upper part of housing - ME 17,5 OT-MSTBO KMGY - 2853747



DIN rail housing, Upper housing part for connectors with header, width: 17.6 mm, height: 99 mm, depth: 45.85 mm, color: light gray (7035)

# Upper part of housing - ME 17,5 OT-MSTBO SET KMGY - 2914181

## Articles in set

Feed-through header - MSTBO 2,5/ 3-G1L KMGY - 2853750



PCB headers, number of positions: 3, pitch: 5 mm, color: light gray, contact surface: Tin, pin layout: Linear pinning, solder pin [P]: 3.5 mm

Feed-through header - MSTBO 2,5/ 3-G1R KMGY - 2853763



PCB headers, number of positions: 3, pitch: 5 mm, color: light gray, contact surface: Tin, pin layout: Linear pinning, solder pin [P]: 3.5 mm

Printed-circuit board connector - MSTBT 2,5/ 3-ST KMGY - 1971947



PCB connector, nominal current: 12 A, rated voltage (III/2): 320 V, nominal cross section: 2.5 mm<sup>2</sup>, number of positions: 3, pitch: 5 mm, connection method: Screw connection with tension sleeve, color: light gray, contact surface: Tin, pin layout: Linear pinning

## Classifications

### eCl@ss

eCl@ss 10.0.1	27182702
eCl@ss 4.0	27180400
eCl@ss 4.1	27180400
eCl@ss 5.0	27180500
eCl@ss 5.1	27180500
eCl@ss 6.0	27180800
eCl@ss 7.0	27182702
eCl@ss 8.0	27182702
eCl@ss 9.0	27182702

### ETIM

ETIM 2.0	EC001031
ETIM 3.0	EC001031
ETIM 4.0	EC001031
ETIM 5.0	EC001031
ETIM 6.0	EC001031
ETIM 7.0	EC001031

# Upper part of housing - ME 17,5 OT-MSTBO SET KMGY - 2914181

## Classifications

### UNSPSC

UNSPSC 6.01	31261501
UNSPSC 7.0901	31261501
UNSPSC 11	31261501
UNSPSC 12.01	31261501
UNSPSC 13.2	31261501
UNSPSC 18.0	31261501
UNSPSC 19.0	31261501
UNSPSC 20.0	31261501
UNSPSC 21.0	31261501

## Approvals


### Approvals

#### Approvals


cUL Recognized / EAC / UL Recognized / cULus Recognized

#### Ex Approvals

### Approval details

cUL Recognized		<a href="http://database.ul.com/cgi-bin/XYV/template/LISEXT/1FRAME/index.htm">http://database.ul.com/cgi-bin/XYV/template/LISEXT/1FRAME/index.htm</a>	FILE E 60425
	B	D	
Nominal voltage UN	250 V	300 V	
Nominal current IN	12 A	10 A	
mm <sup>2</sup> /AWG/kcmil	30-12	30-12	

EAC		B.01687
-----	---	---------

UL Recognized		<a href="http://database.ul.com/cgi-bin/XYV/template/LISEXT/1FRAME/index.htm">http://database.ul.com/cgi-bin/XYV/template/LISEXT/1FRAME/index.htm</a>	FILE E 60425
	B	D	
Nominal voltage UN	250 V	300 V	
Nominal current IN	12 A	10 A	
mm <sup>2</sup> /AWG/kcmil	30-12	30-12	

# Upper part of housing - ME 17,5 OT-MSTBO SET KMGY - 2914181

## Approvals

cULus Recognized



## Accessories

### Accessories

#### Fiber optic

Fiber optic - HS LC-H-D3/ R1XC1 - 2202313



Light guides, passive, rigid, can be used for the ME, ME-MAX, ME-IO, ME PLC, and EH housing ranges (housing must be processed)

Fiber optic - HS LC-H-5X2/ R1XC1 - 2202314



Light guides, passive, rigid, can be used for the ME, ME-MAX, ME-IO, ME PLC, and EH housing ranges (housing must be processed)

Fiber optic - HS LC-H-D3/ R2XC1-5,08 - 2202315



Light guides, passive, rigid, can be used for the ME, ME-MAX, ME-IO, ME PLC, and EH housing ranges (housing must be processed)

Fiber optic - HS LC-H-D2/ R2XC1-2,54 - 2202316



Light guides, passive, rigid, can be used for the ME, ME-MAX, ME-IO, ME PLC, and EH housing ranges (housing must be processed)

## Upper part of housing - ME 17,5 OT-MSTBO SET KMGY - 2914181

### Accessories

Fiber optic - HS LC-H-D2/ R2XC2-2,54 - 2202317



Light guides, passive, rigid, can be used for the ME, ME-MAX, ME-IO, ME PLC, and EH housing ranges (housing must be processed)

---

Fiber optic - HS LC-H-D2/ R2XC5-2,54 - 2202318



Light guides, passive, rigid, can be used for the ME, ME-MAX, ME-IO, ME PLC, and EH housing ranges (housing must be processed)

---

Fiber optic - HS LC-H-D2/ R2XC10-2,54 - 2202319



Light guides, passive, rigid, can be used for the ME, ME-MAX, ME-IO, ME PLC, and EH housing ranges (housing must be processed)

---

Fiber optic - HS LC-H-D2C/ R2XC1-2,54 - 1036658



Light guides, passive, rigid, can be used for the ME, ME-MAX, ME-IO, ME PLC, and EH housing ranges (housing must be processed)

---

Fiber optic - HS LC-H-D2C/ R2XC2-2,54 - 1043044



Light guides, passive, rigid, can be used for the ME, ME-MAX, ME-IO, ME PLC, and EH housing ranges (housing must be processed)

---



## Upper part of housing - ME 17,5 OT-MSTBO SET KMGY - 2914181

### Accessories

Fiber optic - HS LC-H-D2C/ R2XC5-2,54 - 1071310



Light guides, passive, rigid, can be used for the ME, ME-MAX, ME-IO, ME PLC, and EH housing ranges (housing must be processed)

Fiber optic - HS LC-H-D2C/ R2XC10-2,54 - 1071314



Light guides, passive, rigid, can be used for the ME, ME-MAX, ME-IO, ME PLC, and EH housing ranges (housing must be processed)

### Mounting material

Shield connection clamp - ME-SAS - 2853899



Shield connection clamp for printed circuit terminal block

Shield connection clamp - ME-SAS MINI - 2200456



Shield connection clamp for PCB terminal blocks up to 1.5 mm<sup>2</sup>

### Necessary add-on products

Feed-through header - MCO 1,5/ 4-G1R-3,5 KMGY - 2278377



PCB headers, nominal current: 8 A, rated voltage (III/2): 160 V, nominal cross section: 1.5 mm<sup>2</sup>, number of positions: 4, pitch: 3.5 mm, color: light gray, contact surface: Tin, mounting: Soldering, pin layout: Linear pinning, solder pin [P]: 2.75 mm, Article with lateral pin exit

## Upper part of housing - ME 17,5 OT-MSTBO SET KMGY - 2914181

### Accessories

Feed-through header - MCO 1,5/ 4-G1L-3,5 KMGY - 2278364



PCB headers, nominal current: 8 A, rated voltage (III/2): 160 V, nominal cross section: 1.5 mm<sup>2</sup>, number of positions: 4, pitch: 3.5 mm, color: light gray, contact surface: Tin, mounting: Soldering, pin layout: Linear pinning, solder pin [P]: 2.75 mm, Article with lateral pin exit

Printed-circuit board connector - MC 1,5/ 4-ST-3,5 - 1840382



PCB connector, nominal current: 8 A, rated voltage (III/2): 160 V, nominal cross section: 1.5 mm<sup>2</sup>, number of positions: 4, pitch: 3.5 mm, connection method: Screw connection with tension sleeve, color: green, contact surface: Tin

Printed-circuit board connector - MC 1,5/ 4-ST-3,5 BK AU - 1835244



PCB connector, nominal current: 8 A, rated voltage (III/2): 160 V, nominal cross section: 1.5 mm<sup>2</sup>, number of positions: 4, pitch: 3.5 mm, connection method: Screw connection with tension sleeve, color: black, contact surface: Gold

Printed-circuit board connector - MC 1,5/ 4-ST-3,5 YE - 1703434



PCB connector, nominal current: 8 A, rated voltage (III/2): 160 V, nominal cross section: 1.5 mm<sup>2</sup>, number of positions: 4, pitch: 3.5 mm, connection method: Screw connection with tension sleeve, color: yellow, contact surface: Tin

Printed-circuit board connector - MC 1,5/ 4-ST-3,5 GY7035 - 1769074



PCB connector, nominal current: 8 A, rated voltage (III/2): 160 V, nominal cross section: 1.5 mm<sup>2</sup>, number of positions: 4, pitch: 3.5 mm, connection method: Screw connection with tension sleeve, color: light gray, contact surface: Tin

## Upper part of housing - ME 17,5 OT-MSTBO SET KMGY - 2914181

### Accessories

#### Printed-circuit board connector - MC 1,5/ 4-ST-3,5 BU - 1724310



PCB connector, nominal current: 8 A, rated voltage (III/2): 160 V, nominal cross section: 1.5 mm<sup>2</sup>, number of positions: 4, pitch: 3.5 mm, connection method: Screw connection with tension sleeve, color: blue, contact surface: Tin

#### Printed-circuit board connector - MC 1,5/ 4-ST-3,5 GY - 1747559



PCB connector, nominal current: 8 A, rated voltage (III/2): 160 V, nominal cross section: 1.5 mm<sup>2</sup>, number of positions: 4, pitch: 3.5 mm, connection method: Screw connection with tension sleeve, color: gray, contact surface: Tin

#### Printed-circuit board connector - MC 1,5/ 4-ST-3,5 AU - 1845086



PCB connector, nominal current: 8 A, rated voltage (III/2): 160 V, nominal cross section: 1.5 mm<sup>2</sup>, number of positions: 4, pitch: 3.5 mm, connection method: Screw connection with tension sleeve, color: green, contact surface: Gold

#### Printed-circuit board connector - FMC 1,5/ 4-ST-3,5 - 1952283



PCB connector, nominal current: 8 A, rated voltage (III/2): 160 V, nominal cross section: 1.5 mm<sup>2</sup>, number of positions: 4, pitch: 3.5 mm, connection method: Push-in spring connection, color: green, contact surface: Tin

#### Printed-circuit board connector - FMC 1,5/ 4-ST-3,5 GY AU - 1746631



PCB connector, nominal current: 8 A, rated voltage (III/2): 160 V, nominal cross section: 1.5 mm<sup>2</sup>, number of positions: 4, pitch: 3.5 mm, connection method: Push-in spring connection, color: gray, contact surface: Gold

## Upper part of housing - ME 17,5 OT-MSTBO SET KMGY - 2914181

### Accessories

Printed-circuit board connector - FMC 1,5/ 4-ST-3,5 BK - 1704999



PCB connector, nominal current: 8 A, rated voltage (III/2): 160 V, nominal cross section: 1.5 mm<sup>2</sup>, number of positions: 4, pitch: 3.5 mm, connection method: Push-in spring connection, color: black, contact surface: Tin

Printed-circuit board connector - FMC 1,5/ 4-ST-3,5 GY - 1711257



PCB connector, nominal current: 8 A, rated voltage (III/2): 160 V, nominal cross section: 1.5 mm<sup>2</sup>, number of positions: 4, pitch: 3.5 mm, connection method: Push-in spring connection, color: gray, contact surface: Tin

Printed-circuit board connector - FMC 1,5/ 4-ST-3,5 GY7035 - 1773578



PCB connector, nominal current: 8 A, rated voltage (III/2): 160 V, nominal cross section: 1.5 mm<sup>2</sup>, number of positions: 4, pitch: 3.5 mm, connection method: Push-in spring connection, color: light gray, contact surface: Tin

Printed-circuit board connector - FK-MCP 1,5/ 4-ST-3,5 - 1939934



PCB connector, nominal current: 8 A, rated voltage (III/2): 160 V, nominal cross section: 1.5 mm<sup>2</sup>, number of positions: 4, pitch: 3.5 mm, connection method: Push-in spring connection, color: green, contact surface: Tin

Printed-circuit board connector - FK-MCP 1,5/ 4-ST-3,5 GY7035 - 1773594



PCB connector, nominal current: 8 A, rated voltage (III/2): 160 V, nominal cross section: 1.5 mm<sup>2</sup>, number of positions: 4, pitch: 3.5 mm, connection method: Push-in spring connection, color: light gray, contact surface: Tin

## Upper part of housing - ME 17,5 OT-MSTBO SET KMGY - 2914181

### Accessories

Printed-circuit board connector - FK-MCP 1,5/ 4-ST-3,5 AU - 1708286



PCB connector, nominal current: 8 A, rated voltage (III/2): 160 V, nominal cross section: 1.5 mm<sup>2</sup>, number of positions: 4, pitch: 3.5 mm, connection method: Push-in spring connection, color: green, contact surface: Gold

Printed-circuit board connector - FK-MCP 1,5/ 4-ST-3,5 VPE1000 - 1703939



PCB connector, nominal current: 8 A, rated voltage (III/2): 160 V, nominal cross section: 1.5 mm<sup>2</sup>, number of positions: 4, pitch: 3.5 mm, connection method: Push-in spring connection, color: green, contact surface: Tin

Printed-circuit board connector - FK-MCP 1,5/ 4-ST-3,5 BK - 1800272



PCB connector, nominal current: 8 A, rated voltage (III/2): 160 V, nominal cross section: 1.5 mm<sup>2</sup>, number of positions: 4, pitch: 3.5 mm, connection method: Push-in spring connection, color: black, contact surface: Tin

Feed-through header - MSTBO 2,5/ 3 G1L THRR44 BK AU - 1077611



PCB headers, number of positions: 3, pitch: 5 mm, color: black, contact surface: Gold, pin layout: Linear pinning, solder pin [P]: 2.5 mm, Article with lateral pin exit

Feed-through header - MSTBO 2,5/ 3 G1R THRR44 BK AU - 1077612



PCB headers, number of positions: 3, pitch: 5 mm, color: black, contact surface: Gold, pin layout: Linear pinning, solder pin [P]: 2.5 mm, Article with lateral pin exit

## Upper part of housing - ME 17,5 OT-MSTBO SET KMGY - 2914181

### Accessories

Feed-through header - MSTBO 2,5/ 3 G1L THRR44 BK - 2915216



PCB headers, number of positions: 3, pitch: 5 mm, color: black, contact surface: Tin, pin layout: Linear pinning, solder pin [P]: 3.5 mm

---

Feed-through header - MSTBO 2,5/ 3 G1R THRR44 BK - 2915229



PCB headers, number of positions: 3, pitch: 5 mm, color: black, contact surface: Tin, pin layout: Linear pinning, solder pin [P]: 3.5 mm

---

Feed-through header - MSTBO 2,5/ 3-G1L KMGY AU - 1077605



PCB headers, number of positions: 3, pitch: 5 mm, color: light gray, contact surface: Gold, pin layout: Linear pinning

---

Feed-through header - MSTBO 2,5/ 3-G1R KMGY AU - 1077606



PCB headers, number of positions: 3, pitch: 5 mm, color: light gray, contact surface: Gold, pin layout: Linear pinning

---

Feed-through header - MSTBO 2,5/ 3-G1L KMGY - 2853750



PCB headers, number of positions: 3, pitch: 5 mm, color: light gray, contact surface: Tin, pin layout: Linear pinning, solder pin [P]: 3.5 mm

---

## Upper part of housing - ME 17,5 OT-MSTBO SET KMGY - 2914181

### Accessories

Feed-through header - MSTBO 2,5/ 3-G1PR GY7035 - 2200329



PCB headers, number of positions: 3, pitch: 5 mm, color: light gray, contact surface: Tin, pin layout: Linear pinning

---

Feed-through header - MSTBO 2,5/ 3-G1PL GY7035 - 2200328



PCB headers, number of positions: 3, pitch: 5 mm, color: light gray, contact surface: Tin, pin layout: Linear pinning

---

Feed-through header - MSTBO 2,5/ 3-G1R - 1861031



PCB headers, number of positions: 3, pitch: 5 mm, color: green, contact surface: Tin, pin layout: Linear pinning, solder pin [P]: 3.5 mm, Article with lateral pin exit

---

Feed-through header - MSTBO 2,5/ 3-G1R KMGY - 2853763



PCB headers, number of positions: 3, pitch: 5 mm, color: light gray, contact surface: Tin, pin layout: Linear pinning, solder pin [P]: 3.5 mm

---

Feed-through header - MSTBO 2,5/ 3-G1R LBGY - 2200382



PCB headers, pin layout: Linear pinning, solder pin [P]: 3.5 mm, Article with lateral pin exit

---

## Upper part of housing - ME 17,5 OT-MSTBO SET KMGY - 2914181

### Accessories

Feed-through header - MSTBO 2,5/ 3-G1L - 1861028



PCB headers, number of positions: 3, pitch: 5 mm, color: green, contact surface: Tin, pin layout: Linear pinning, solder pin [P]: 3.5 mm, Article with lateral pin exit

---

Feed-through header - MSTBO 2,5/ 3-G1L YE - 2200111



PCB headers, number of positions: 3, pitch: 5 mm

---

Feed-through header - MSTBO 2,5/ 3-G1L OG - 2200371



PCB headers

---

Feed-through header - MSTBO 2,5/ 3-G1L GYWH - 2278487



PCB headers, number of positions: 3, pitch: 5 mm

---

Feed-through header - MSTBO 2,5/ 3-G1R YE - 2200110



PCB headers, number of positions: 3, pitch: 5 mm

---



## Upper part of housing - ME 17,5 OT-MSTBO SET KMGY - 2914181

### Accessories

Feed-through header - MSTBO 2,5/ 3-G1L RD - 2695918



PCB headers, number of positions: 3, pitch: 5 mm

---

Feed-through header - MSTBO 2,5/ 3-G1R OG - 2200377



PCB headers

---

Feed-through header - MSTBO 2,5/ 3-G1R GYWH - 2278490



PCB headers, number of positions: 3, pitch: 5 mm

---

Feed-through header - MSTBO 2,5/ 3-G1R RD - 2278296



PCB headers, number of positions: 3, pitch: 5 mm

---

Feed-through header - MSTBO 2,5/ 3-G1R BU - 2854733



PCB headers, number of positions: 3, pitch: 5 mm, pin layout: Linear pinning

---

## Upper part of housing - ME 17,5 OT-MSTBO SET KMGY - 2914181

### Accessories

Feed-through header - MSTBO 2,5/ 3-G1L GY - 2909549



PCB headers, number of positions: 3, pitch: 5 mm, pin layout: Linear pinning

---

Feed-through header - MSTBO 2,5/ 3-G1L BU - 2854720



PCB headers, number of positions: 3, pitch: 5 mm, pin layout: Linear pinning

---

Feed-through header - MSTBO 2,5/ 3-G1R BK - 2909633



PCB headers, number of positions: 3, pitch: 5 mm, pin layout: Linear pinning

---

Feed-through header - MSTBO 2,5/ 3-G1L BK - 2909646



PCB headers, number of positions: 3, pitch: 5 mm, pin layout: Linear pinning

---

Feed-through header - MSTBO 2,5/ 3-G1R GY - 2909552



PCB headers, number of positions: 3, pitch: 5 mm, pin layout: Linear pinning

---

## Upper part of housing - ME 17,5 OT-MSTBO SET KMGY - 2914181

### Accessories

Feed-through header - MSTBO 2,5/ 3-G1R BUGY - 2853158



PCB headers, number of positions: 3, pitch: 5 mm, pin layout: Linear pinning

---

Feed-through header - MSTBO 2,5/ 3-G1L BUGY - 2853145



PCB headers, number of positions: 3, pitch: 5 mm, pin layout: Linear pinning

---

Printed-circuit board connector - PSPT 2,5/ 3-ST KMGY - 2202345



PCB connector, nominal current: 16 A, rated voltage (III/2): 300 V, nominal cross section: 2.5 mm<sup>2</sup>, number of positions: 3, pitch: 5 mm, connection method: Push-in spring connection, color: light gray, contact surface: Tin, Color of the spring lever: orange

---

Printed-circuit board connector - PSPT 2,5/ 3-ST BU - 1064204



PCB connector, number of positions: 3, pitch: 5 mm, color: blue

---

Printed-circuit board connector - PSPT 2,5/ 3-ST GY - 1064205



PCB connector, number of positions: 3, pitch: 5 mm, color: light gray

---

## Upper part of housing - ME 17,5 OT-MSTBO SET KMGY - 2914181

### Accessories

Printed-circuit board connector - PSPT 2,5/ 3-ST GYBN - 2200876



PCB connector, number of positions: 3, pitch: 5 mm, color: grey brown

---

Printed-circuit board connector - MSTBT 2,5 HC/ 3-STP BK - 2200483



PCB connector, nominal current: 16 A, rated voltage (III/2): 320 V, nominal cross section: 2.5 mm<sup>2</sup>, number of positions: 3, pitch: 5 mm, connection method: Screw connection with tension sleeve, color: light gray, contact surface: Tin

---

Printed-circuit board connector - MSTBT 2,5 HC/ 3-STP GY7035 - 2200333



PCB connector, nominal current: 16 A, rated voltage (III/2): 320 V, nominal cross section: 2.5 mm<sup>2</sup>, number of positions: 3, pitch: 5 mm, connection method: Screw connection with tension sleeve, color: light gray, contact surface: Tin

---

Printed-circuit board connector - MSTBT 2,5 HC/ 3-STP BU - 2203845



PCB connector, nominal current: 16 A, rated voltage (III/2): 320 V, nominal cross section: 2.5 mm<sup>2</sup>, number of positions: 3, pitch: 5 mm, connection method: Screw connection with tension sleeve, color: blue, contact surface: Tin

---

Feed-through header - GMSTBO 2,5 HV/ 2-GL-7,25 THR - 2199867



PCB headers, nominal current: 16 A, rated voltage (III/2): 630 V, nominal cross section: 2.5 mm<sup>2</sup>, number of positions: 2, pitch: 7.25 mm, color: black, mounting: THR soldering, pin layout: Linear pinning, solder pin [P]: 2.1 mm, Product with pin output on left side

---

## Upper part of housing - ME 17,5 OT-MSTBO SET KMGY - 2914181

### Accessories

Feed-through header - GMSTBO 2,5 HV/ 2-GL-7,25THRR32 - 2279703



PCB headers, nominal current: 16 A, rated voltage (III/2): 630 V, nominal cross section: 2.5 mm<sup>2</sup>, number of positions: 2, pitch: 7.25 mm, color: black, mounting: THR soldering, pin layout: Linear pinning, solder pin [P]: 2.1 mm, Product with pin output on left side

Feed-through header - GMSTBO 2,5 HV/ 2-GR-7,25 THR - 2199760



PCB headers, nominal current: 16 A, rated voltage (III/2): 630 V, nominal cross section: 2.5 mm<sup>2</sup>, number of positions: 2, pitch: 7.25 mm, color: black, mounting: THR soldering, pin layout: Linear pinning, solder pin [P]: 2.1 mm, Product with pin output on right side

Feed-through header - GMSTBO 2,5 HV/ 2-GR-7,25THRR32 - 2279606



PCB headers, nominal current: 16 A, rated voltage (III/2): 630 V, nominal cross section: 2.5 mm<sup>2</sup>, number of positions: 2, pitch: 7.25 mm, color: black, mounting: THR soldering, pin layout: Linear pinning, solder pin [P]: 2.1 mm, Product with pin output on right side

Printed-circuit board connector - GMSTBT 2,5 HV/2-ST-7,25 GY7035 - 2199757



PCB connector, number of positions: 2, pitch: 7.25 mm, color: light gray, contact surface: Tin

## X-ON Electronics

Largest Supplier of Electrical and Electronic Components

*Click to view similar products for [DIN Rail Terminal Blocks](#) category:*

*Click to view products by [Phoenix Contact](#) manufacturer:*

Other Similar products are found below :

[00110420202](#) [8WA1011-1BH23](#) [8WA1011-1EF20](#) [91.010](#) [9102100000](#) [91.040](#) [9123140000](#) [9123140001](#) [RBO 5-T-B-HEX](#) [1333564](#) [DP25-GY-ND](#) [1431306](#) [1433306](#) [90.070](#) [91.020](#) [912314](#) [260-301\\_NR](#) [2757571](#) [280-331](#) [280-560](#) [280-564](#) [281-611/281-542](#) [281-673/281-411](#) [281-994](#) [283-317](#) [283-607](#) [2909798](#) [264-724](#) [264-726](#) [280-530](#) [280-555](#) [280-619](#) [281-610](#) [281-622/281-417](#) [284-317](#) [284-601](#) [2907033](#) [3048496](#) [5542152](#) [35956](#) [USK 10](#) [102510](#) [1025100000](#) [5520682](#) [5607102](#) [EMH 25-ZE30](#) [591620-2](#) [UM 45-SEFE M.NUT BK](#) [1-591651-1](#) [8671050000](#)