

Surge protection plug - PT 1X2-24AC/FM-ST - 2920094

Please be informed that the data shown in this PDF Document is generated from our Online Catalog. Please find the complete data in the user's documentation. Our General Terms of Use for Downloads are valid (<http://phoenixcontact.com/download>)




Surge protection plug with integrated diagnostic and status indicator on the module and remote indication contact for a 2-wire floating signal circuit.

Your advantages

- ✓ Plugs can be checked with CHECKMASTER
- ✓ Maximum ease of maintenance thanks to the two-piece design
- ✓ Base element remains an integral part of the installation
- ✓ Consistent plug-in signal circuit protection
- ✓ With floating remote indication contact
- ✓ Permanent and independent monitoring by a diagnostics unit
- ✓ Impedance-neutral disconnection of plug for test and maintenance purposes
- ✓ Optical status indication for the individual arresters



Key Commercial Data

Packing unit	10 pc
GTIN	 4 046356 153997
GTIN	4046356153997

Technical data

Note

Utilization restriction	EMC: class A product, see manufacturer's declaration in the download area
-------------------------	---

Dimensions

Height	45 mm
Width	17.7 mm
Depth	52 mm
Horizontal pitch	1 Div.
Complete module height	90 mm

Surge protection plug - PT 1X2-24AC/FM-ST - 2920094

Technical data

Dimensions

Complete module width	17.7 mm
Complete module depth	65.5 mm

Ambient conditions

Ambient temperature (operation)	-40 °C ... 85 °C
Degree of protection	IP20

General

Housing material	PA 6.6
Flammability rating according to UL 94	V-0
Color	black
Standards for clearances and creepage distances	VDE 0110-1
	IEC 60664-1
Mounting type	on base element
Type	Male
Direction of action	Line-Line & Line-Signal Ground/Shield & optional Signal Ground/Shield-Earth Ground

Protective circuit

IEC test classification	C1
	C2
	C3
	D1
VDE requirement class	C1
	C2
	C3
	D1
Nominal voltage U_N	24 V AC
Maximum continuous voltage U_C	40 V DC
	28 V AC
Rated current	450 mA (45 °C)
Operating effective current I_C at U_C	$\leq 5 \mu A$
Residual current I_{PE}	$\leq 2 \mu A$ (Directly grounded)
	$\leq 1 \mu A$ (with PT 1X2+F-BE)
Nominal discharge current I_n (8/20) μs (line-line)	10 kA
Nominal discharge current I_n (8/20) μs (line-earth)	10 kA
Pulse discharge current I_{imp} (10/350) μs	2.5 kA
Total discharge current I_{total} (8/20) μs	20 kA
Max. discharge current I_{max} (8/20) μs maximum (line-line)	10 kA
Max. discharge current I_{max} (8/20) μs maximum (line-earth)	10 kA
Nominal pulse current I_{an} (10/1000) μs (line-line)	23 A (25 °C)
Output voltage limitation at 1 kV/ μs (line-line) spike	$\leq 70 V$

Surge protection plug - PT 1X2-24AC/FM-ST - 2920094

Technical data

Protective circuit

Output voltage limitation at 1 kV/μs (line-earth) spike	≤ 450 V
	≤ 1 kV (with PT 1X2+F-BE)
Output voltage limitation at 1 kV/μs (line-line) static	≤ 55 V
Residual voltage at I _n (line-line)	≤ 55 V
Residual voltage with I _{an} (10/1000) μs (line-line)	≤ 65 V
Voltage protection level U _p (line-line)	≤ 55 V (C1 - 500 V / 250 A)
	≤ 55 V (C3 - 10 A)
Voltage protection level U _p (line-earth)	≤ 450 V (C2 - 10 kV / 5 kA)
Response time t _A (line-line)	≤ 1 ns
Response time t _A (line-earth)	≤ 100 ns
Input attenuation aE, sym.	typ. 0.5 dB (≤ 1.5 MHz / 50 Ω)
	typ. 0.2 dB (≤ 500 kHz / 150 Ω)
Cut-off frequency f _g (3 dB), sym. in 50 Ohm system	typ. 8 MHz
Cut-off frequency f _g (3 dB), sym. in 150 Ohm system	typ. 3 MHz
Capacity (line-line)	typ. 1.1 nF
Capacity (line-earth)	typ. 4 pF
Resistance per path	2.2 Ω ±10 % (7-8/11-12)
Surge protection fault message	Optical, remote indicator contact
Max. required back-up fuse	500 mA (T)
Impulse durability (line-line)	C2 - 10 kV / 5 kA
	C3 - 10 A
Impulse durability (line-earth)	C2 - 10 kV / 5 kA
	D1 - 2.5 kA
	C3 - 100 A
Alternating current carrying capacity (line-earth)	5 A - 1 s

Connection data

Connection method	Screw connection (in connection with the base element)
Screw thread	M3
Tightening torque	0.8 Nm
Stripping length	8 mm
Conductor cross section flexible	0.2 mm ² ... 2.5 mm ²
Conductor cross section solid	0.2 mm ² ... 4 mm ²
Conductor cross section AWG	24 ... 12

Standards and Regulations

Standards/regulations	IEC 61643-21
	DIN EN 61643-21
Standards/specifications	IEC 61643-21 2002

Environmental Product Compliance

REACH SVHC	Lead 7439-92-1
------------	----------------

Surge protection plug - PT 1X2-24AC/FM-ST - 2920094

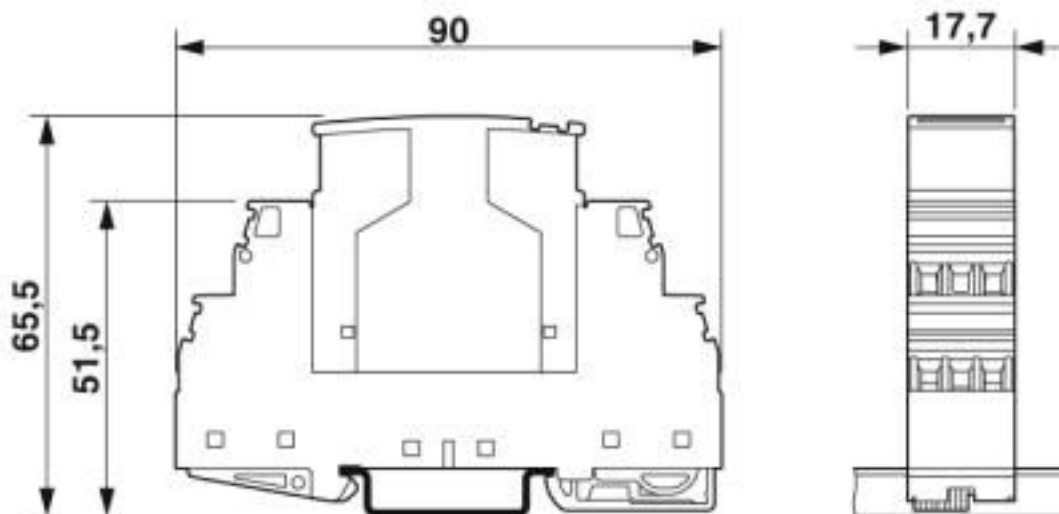
Technical data

Environmental Product Compliance

China RoHS	Environmentally Friendly Use Period = 50 years
	For details about hazardous substances go to tab "Downloads", Category "Manufacturer's declaration"

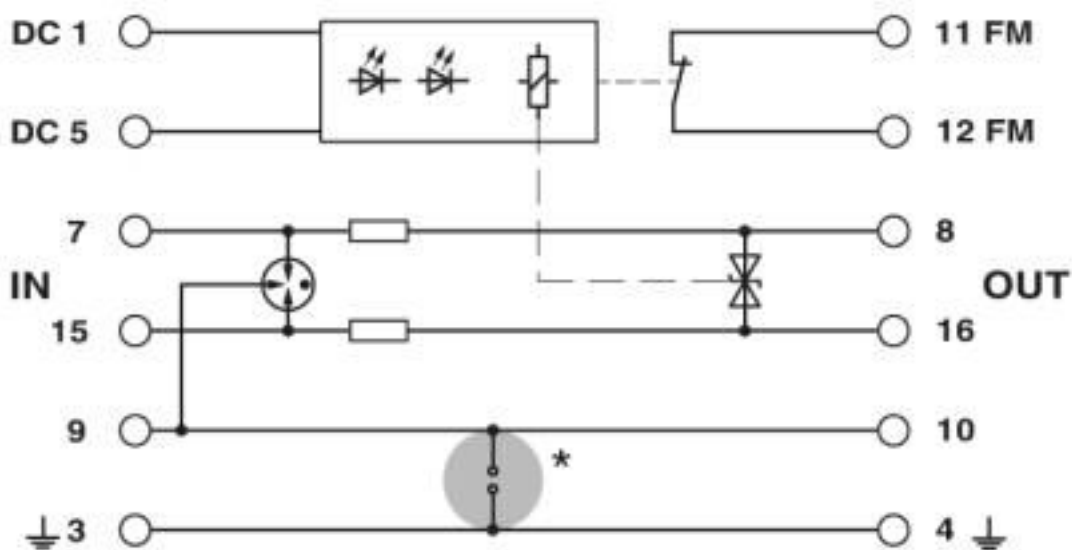
Drawings

Dimensional drawing



The figure shows the complete module consisting of a base element and connector

Circuit diagram



Surge protection plug - PT 1X2-24AC/FM-ST - 2920094

Classifications

eCl@ss

eCl@ss 10.0.1	27130807
eCl@ss 4.0	27130800
eCl@ss 4.1	27130800
eCl@ss 5.0	27130800
eCl@ss 5.1	27130800
eCl@ss 6.0	27130800
eCl@ss 7.0	27130807
eCl@ss 8.0	27130807
eCl@ss 9.0	27130807

ETIM

ETIM 2.0	EC000943
ETIM 3.0	EC000943
ETIM 4.0	EC000943
ETIM 5.0	EC000943
ETIM 6.0	EC000943
ETIM 7.0	EC000943

UNSPSC

UNSPSC 6.01	30212010
UNSPSC 7.0901	39121610
UNSPSC 11	39121610
UNSPSC 12.01	39121610
UNSPSC 13.2	39121620
UNSPSC 18.0	39121620
UNSPSC 19.0	39121620
UNSPSC 20.0	39121620
UNSPSC 21.0	39121620

Approvals

Approvals

Approvals

UL Listed / EAC

Ex Approvals

Approval details

Surge protection plug - PT 1X2-24AC/FM-ST - 2920094

Approvals

UL Listed		http://database.ul.com/cgi-bin/XYV/template/LISEXT/1FRAME/index.htm	FILE E 138168
-----------	--	---	---------------

EAC			RU C- DE.*09.B.00169
-----	--	--	-------------------------

Accessories

Accessories

Device marking

Zack marker strip - ZBN 18:UNBEDRUCKT - 2809128



Zack marker strip, Strip, white, unlabeled, can be labeled with: CMS-P1-PLOTTER, PLOTMARK, mounting type: snap into tall marker groove, for terminal block width: 18 mm, lettering field size: 18 x 5 mm, Number of individual labels: 5

Labeled terminal marker

Zack Marker strip, flat - ZBF 5,LGS:FORTL.ZAHLEN - 0808671



Zack Marker strip, flat, Strip, white, labeled, printed horizontally: consecutive numbers 1 ... 10, 11 ... 20, etc. up to 491 ... 500, mounting type: snap into flat marker groove, for terminal block width: 5 mm, lettering field size: 5.15 x 5.15 mm, Number of individual labels: 10

Zack Marker strip, flat - ZBF 5,LGS:GERADE ZAHLEN - 0810821



Zack Marker strip, flat, Strip, white, labeled, printed horizontally: consecutive numbers 2 ... 20, 22 ... 40, etc. up to 82 ... 100, mounting type: snap into flat marker groove, for terminal block width: 5 mm, lettering field size: 5.15 x 5.15 mm, Number of individual labels: 10

Zack Marker strip, flat - ZBF 5,LGS:UNGERADE ZAHLEN - 0810863



Zack Marker strip, flat, Strip, white, labeled, printed horizontally: Odd numbers 1 - 19, 21 - 39, etc. up to 81 - 99, mounting type: snap into flat marker groove, for terminal block width: 5 mm, lettering field size: 5.15 x 5.15 mm, Number of individual labels: 10

Surge protection plug - PT 1X2-24AC/FM-ST - 2920094

Accessories

Zack Marker strip, flat - ZBF 5,QR:FORTL.ZAHLEN - 0808697



Zack Marker strip, flat, Strip, white, labeled, Printed vertically: consecutive numbers 1 ... 10, 11 ... 20, etc. up to 91 ... 100, mounting type: snap into flat marker groove, for terminal block width: 5 mm, lettering field size: 5.15 x 5.15 mm, Number of individual labels: 10

Marker pen

Marker pen - X-PEN 0,35 - 0811228



Marker pen without ink cartridge, for manual labeling of markers, labeling extremely wipe-proof, line thickness 0.35 mm

Terminal marking

Zack Marker strip, flat - ZBF 5:UNBEDRUCKT - 0808642



Zack Marker strip, flat, Strip, white, unlabeled, can be labeled with: PLOTMARK, CMS-P1-PLOTTER, mounting type: snap into flat marker groove, for terminal block width: 5 mm, lettering field size: 5.1 x 5.2 mm, Number of individual labels: 10

Zack Marker strip, flat - ZBF 5/WH-100:UNBEDRUCKT - 0808668



Zack Marker strip, flat, Strip, white, unlabeled, can be labeled with: CMS-P1-PLOTTER, PLOTMARK, mounting type: snap into flat marker groove, for terminal block width: 5 mm, lettering field size: 5.15 x 5.15 mm, Number of individual labels: 10

Necessary add-on products

Surge protection base element - PT 1X2+F-BE/FM - 2920023



Base element to accept a protective plug with diagnostic and status indicator for one floating double wire, integrated spark gap to provide a high-resistance connection between the ground of the protective circuit of the plug and ground potential.

Surge protection plug - PT 1X2-24AC/FM-ST - 2920094

Accessories

Type 2 surge protection base element - PT 1X2-BE/FM - 2920010



Base element to accept a protective plug with diagnostic and status indicator for one floating double wire

Additional products

Shield connection - SSA 3-6 - 2839295



Shield fast connection for 3 ... 6 mm cable diameter. Potential connecting cable: 200 mm, 1 mm², color: black

Shield connection - SSA 5-10 - 2839512



Shield fast connection for 5 ... 10 mm cable diameter. Potential connecting cable: 200 mm, 1 mm², color: black

Phoenix Contact 2020 © - all rights reserved
<http://www.phoenixcontact.com>

PHOENIX CONTACT GmbH & Co. KG
Flachsmarktstr. 8
32825 Blomberg
Germany
Tel. +49 5235 300
Fax +49 5235 3 41200
<http://www.phoenixcontact.com>

X-ON Electronics

Largest Supplier of Electrical and Electronic Components

Click to view similar products for [Surge Suppressors](#) category:

Click to view products by [Phoenix Contact](#) manufacturer:

Other Similar products are found below :

[1109673](#) [GUS1](#) [GUS12](#) [2800521](#) [2801234](#) [2801236](#) [2801551](#) [GT-SMD181240012-TR](#) [GUS11](#) [GUS2](#) [GUS3](#) [GUS4](#) [IE103](#) [SRA64C060X](#)
[PC642C015](#) [1810-15-A3](#) [GT-SMD181215012-TR](#) [4B06B-EC1-150LF](#) [MAX14588ETE+T](#) [SRA6LC](#) [SP6-230-BFM](#) [DSL04-022SC6](#)
[DSL04-018SC6](#) [DSL04-024SC6](#) [DSL04-008SC6](#) [DSL04-010SC6](#) [DSL04-016SC6](#) [DSL04-020SC6](#) [DSL04-012SC6](#) [BPMA75D100LV](#)
[DSL04-005SC6](#) [CX06M](#) [CCTV1](#) [2910349](#) [2910386](#) [2910385](#) [GUS13](#) [GUS14](#) [GUS5](#) [GUS6](#) [2713162](#) [2801549](#) [5053331](#) [5053335](#) [TTC-](#)
[6P-1X2-24DC-UT-I](#) [2910375](#) [2910379](#) [2910383](#) [2910387](#) [VAL-US-120/65-P](#)