

## Type 2 surge protection base element - VAL-MS/1+1-BE/FM - 2920531

Please be informed that the data shown in this PDF Document is generated from our Online Catalog. Please find the complete data in the user's documentation. Our General Terms of Use for Downloads are valid (<http://phoenixcontact.com/download>)




Base element for type 2 arresters of the VALVETRAB MS product range, with remote indication contact. Version for 1-phase power supply with separate installation of N and PE conductors.

### Your advantages

- ✓ Versions with and without floating remote indication contact
- ✓ Single/multi-position design for accommodating protective plugs
- ✓ DIN rail module
- ✓ Coding when protective plug is inserted for the first time



### Key Commercial Data

Packing unit	1 pc
GTIN	 4 046356 298995
GTIN	4046356298995

### Technical data

#### Dimensions

Height	96.8 mm
Width	35.6 mm
Depth	51.5 mm (incl. DIN rail 7.5 mm)
Horizontal pitch	2 Div.

#### Ambient conditions

Degree of protection	IP20 (only when all terminal points are used)
Ambient temperature (operation)	-40 °C ... 80 °C
Ambient temperature (storage/transport)	-40 °C ... 80 °C
Altitude	≤ 2000 m (amsl (above mean sea level))
Permissible humidity (operation)	5 % ... 95 %
Shock (operation)	25g (Half-sine / 11 ms / 3x ±X, ±Y, ±Z)
Vibration (operation)	5g (10 ... 500 Hz / 2.5 h / X, Y, Z)

# Type 2 surge protection base element - VAL-MS/1+1-BE/FM - 2920531

## Technical data

### General

IEC test classification	II
	T2
EN type	T2
Mounting type	DIN rail: 35 mm
Color	jet black RAL 9005
Housing material	PBT
Degree of pollution	2
Flammability rating according to UL 94	V-0
Type	Base element, DIN rail mounting
Number of positions	2
Surge protection fault message	Remote indication contact

### Protective circuit

Nominal frequency $f_N$	50 Hz (60 Hz)
Maximum continuous voltage $U_C$	500 V AC
Rated load current $I_L$	80 A
Short-circuit current rating $I_{SCCR}$	25 kA
Max. backup fuse with V-type through wiring	80 A (gG)
Max. backup fuse with branch wiring	200 A (gG)

### Indicator/remote signaling

Switching function	PDT contact
Operating voltage	5 V AC ... 250 V AC
	30 V DC
Operating current	5 mA AC ... 1.5 A AC
	1 A DC
Connection method	Plug-in/screw connection via COMBICON
Screw thread	M2
Tightening torque	0.25 Nm
Stripping length	7 mm
Conductor cross section flexible	0.14 mm <sup>2</sup> ... 1.5 mm <sup>2</sup>
Conductor cross section solid	0.14 mm <sup>2</sup> ... 1.5 mm <sup>2</sup>
Conductor cross section AWG	28 ... 16

### Connection data

Connection method	Screw connection
Screw thread	M5
Tightening torque	3 Nm (1.5 mm <sup>2</sup> ... 16 mm <sup>2</sup> )
	4.5 Nm (25 mm <sup>2</sup> ... 35 mm <sup>2</sup> )
Stripping length	16 mm
Conductor cross section flexible	1.5 mm <sup>2</sup> ... 25 mm <sup>2</sup>
Conductor cross section solid	1.5 mm <sup>2</sup> ... 35 mm <sup>2</sup>

## Type 2 surge protection base element - VAL-MS/1+1-BE/FM - 2920531

### Technical data

#### Connection data

Conductor cross section AWG	15 ... 2
Connection method	Fork-type cable lug
Conductor cross section flexible	1.5 mm <sup>2</sup> ... 16 mm <sup>2</sup>

#### UL specifications

SPD Type	4CA
Nom. voltage	690 V AC

#### UL indicator/remote signaling

Operating voltage	125 V AC
Operating current	1 A AC
Tightening torque	4 lb <sub>F</sub> -in.
Conductor cross section AWG	30 ... 14

#### UL connection data

Conductor cross section AWG	10 ... 2
Tightening torque	30 lb <sub>F</sub> -in.

#### Standards and Regulations

Standards/regulations	IEC 61643-11 2011
	EN 61643-11 2012

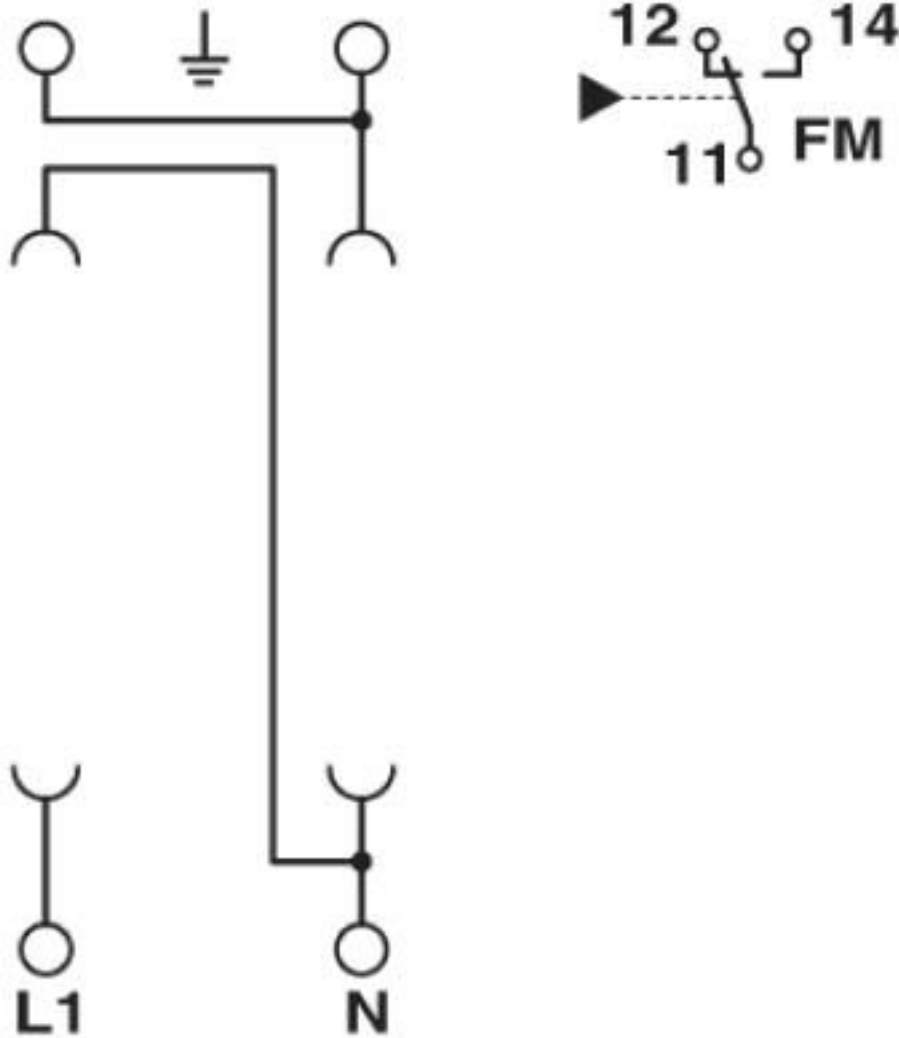
#### Environmental Product Compliance

REACH SVHC	Lead 7439-92-1
China RoHS	Environmentally Friendly Use Period = 50 years
	For details about hazardous substances go to tab "Downloads", Category "Manufacturer's declaration"

### Drawings

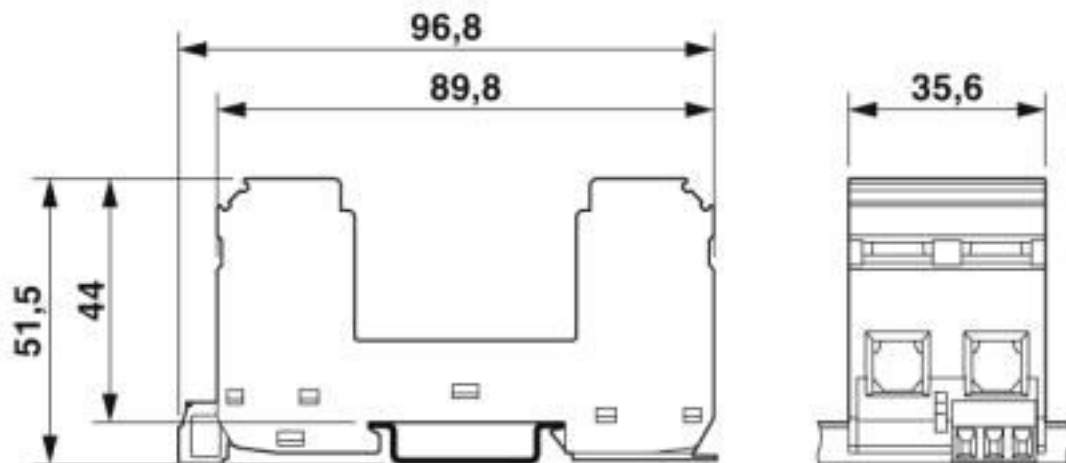
# Type 2 surge protection base element - VAL-MS/1+1-BE/FM - 2920531

Circuit diagram



## Type 2 surge protection base element - VAL-MS/1+1-BE/FM - 2920531

Dimensional drawing



### Classifications

#### eCl@ss

eCl@ss 10.0.1	27130803
eCl@ss 4.0	27130800
eCl@ss 4.1	27130800
eCl@ss 5.0	27130800
eCl@ss 5.1	27130800
eCl@ss 6.0	27130800
eCl@ss 7.0	27130803
eCl@ss 8.0	27130803
eCl@ss 9.0	27130803

#### ETIM

ETIM 2.0	EC000472
ETIM 3.0	EC000472
ETIM 4.0	EC000472
ETIM 5.0	EC000472
ETIM 6.0	EC000472
ETIM 7.0	EC000472

#### UNSPSC

UNSPSC 6.01	30212010
UNSPSC 7.0901	39121610
UNSPSC 11	39121610
UNSPSC 12.01	39121610
UNSPSC 13.2	39121620
UNSPSC 18.0	39121620
UNSPSC 19.0	39121620

# Type 2 surge protection base element - VAL-MS/1+1-BE/FM - 2920531

## Classifications

### UNSPSC

UNSPSC 20.0	39121620
UNSPSC 21.0	39121620

## Approvals

### Approvals

---

Approvals

CSA / GL / CCA / UL Recognized / KEMA-KEUR / cUL Recognized / IECCE CB Scheme / ÖVE / EAC / EAC / cULus Recognized

---

### Ex Approvals

---

### Approval details

CSA		<a href="http://www.csagroup.org/services-industries/product-listing/">http://www.csagroup.org/services-industries/product-listing/</a>	13631
-----	--	---	-------

GL		<a href="https://approvalfinder.dnvgl.com/">https://approvalfinder.dnvgl.com/</a>	94385-10 HH
----	--	---	-------------

CCA			NTR-AT 1947-A
-----	--	--	---------------

UL Recognized		<a href="http://database.ul.com/cgi-bin/XYV/template/LISEXT/1FRAME/index.htm">http://database.ul.com/cgi-bin/XYV/template/LISEXT/1FRAME/index.htm</a>	FILE E 330181
---------------	--	---	---------------

KEMA-KEUR		<a href="http://www.dekra-certification.com">http://www.dekra-certification.com</a>	71-113273
-----------	--	---	-----------

cUL Recognized		<a href="http://database.ul.com/cgi-bin/XYV/template/LISEXT/1FRAME/index.htm">http://database.ul.com/cgi-bin/XYV/template/LISEXT/1FRAME/index.htm</a>	FILE E 330181
----------------	--	---	---------------

IECEE CB Scheme		<a href="http://www.iecee.org/">http://www.iecee.org/</a>	AT 2905/M1
-----------------	--	---	------------

# Type 2 surge protection base element - VAL-MS/1+1-BE/FM - 2920531

## Approvals

ÖVE		<a href="https://www.ove.at/zertifizierung-pz/zertifizierungsregister/">https://www.ove.at/zertifizierung-pz/zertifizierungsregister/</a>	18583-001-14
EAC			EAC-Zulassung
EAC			RU C- DE.*09.B.00169
cULus Recognized			

## Accessories

### Accessories

#### Device marking

Zack marker strip - ZBN 18:UNBEDRUCKT - 2809128



Zack marker strip, Strip, white, unlabeled, can be labeled with: CMS-P1-PLOTTER, PLOTMARK, mounting type: snap into tall marker groove, for terminal block width: 18 mm, lettering field size: 18 x 5 mm, Number of individual labels: 5

#### Feed-through terminal block

Feed-through terminal block - DK-BIC-35 - 2749880



Feed-through terminal block for VAL and FLT applications

#### Labeled device marker

## Type 2 surge protection base element - VAL-MS/1+1-BE/FM - 2920531

### Accessories

Marker for terminal blocks - ZBN 18,LGS:ERDE - 2749589



Marker for terminal blocks, Strip, white, labeled, horizontal: Grounding symbol, mounting type: snap into tall marker groove, for terminal block width: 18 mm, lettering field size: 18 x 5 mm, Number of individual labels: 5

Marker for terminal blocks - ZBN 18,LGS:L1-N,ERDE - 2749576



Marker for terminal blocks, Strip, white, labeled, horizontal: L1, L2, L3, N, GND, mounting type: snap into tall marker groove, for terminal block width: 18 mm, lettering field size: 18 x 5 mm, Number of individual labels: 5

### Marker pen

Marker pen - B-STIFT - 1051993



Marker pen, for manual labeling of unprinted Zack strips, smear-proof and waterproof, line thickness 0.5 mm

Phoenix Contact 2020 © - all rights reserved  
<http://www.phoenixcontact.com>

PHOENIX CONTACT GmbH & Co. KG  
Flachsmarktstr. 8  
32825 Blomberg  
Germany  
Tel. +49 5235 300  
Fax +49 5235 3 41200  
<http://www.phoenixcontact.com>



## X-ON Electronics

Largest Supplier of Electrical and Electronic Components

*Click to view similar products for [Surge Suppressors](#) category:*

*Click to view products by [Phoenix Contact](#) manufacturer:*

Other Similar products are found below :

[GUS1](#) [GUS12](#) [BSPM1A600D600LVR](#) [2800521](#) [29-2053](#) [GUS11](#) [GUS2](#) [GUS3](#) [GUS4](#) [30460](#) [SRA64C060X](#) [PC642C015](#) [1810-15-A3](#)  
[2713175](#) [4B06B-EC1-150LF](#) [SRA6LC](#) [BPMA75D100LV](#) [CX06M](#) [CCTV1](#) [GUS13](#) [GUS14](#) [GUS5](#) [GUS6](#) [VAL-MS 320/3+0-FM](#) [VAL-US-](#)  
[120/40/1+1-FM](#) [VAL-US-120/65/1+1-FM](#) [VAL-US-480D/30/3+0-FM](#) [VAL-US-120/40/1+0-FM](#) [STCHSP121BT1RU](#) [LP-BFDN-CW](#) [LP-](#)  
[STRL-NFF](#) [LP-STRL-DFE](#) [GUS22](#) [0804111](#) [5053609](#) [5053201](#) [SPD2-150-1P0](#) [SPD2-550-1P0](#) [6720005416](#) [6720005417](#) [1-2191595-2](#)  
[STC-CAT6-P0E-I](#) [SPD2-350-1P0](#) [FLT-CP-350-ST](#) [TTC-6P-3-HF-F-M-12DC-UT-I](#) [SMTPA200](#) [2800989](#) [2906776](#) [2906810](#) [2906847](#)