

# Isolation amplifier - MACX MCR-EX-SL-2NAM-T-SP - 2924090

Please be informed that the data shown in this PDF Document is generated from our Online Catalog. Please find the complete data in the user's documentation. Our General Terms of Use for Downloads are valid (<http://phoenixcontact.com/download>)



Ex i NAMUR isolating amplifier, 2-channel. For operating proximity sensors and switches in Ex areas. The signals are transmitted via transistor outputs (passive) to the safe area. Line fault detection (LFD), 3-way isolation, SIL 2.

## Your advantages

- ✔ Power supply and error indication possible via DIN rail connector
- ✔ Installation in zone 2, protection type "n" (EN 60079-15) permitted
- ✔ Up to SIL 2 according to EN 61508
- ✔ Line fault detection (LFD), can be activated/deactivated, error indicated by red flashing LED with disabling of transistor output
- ✔ Input for NAMUR proximity sensors (EN 60947-5-6), floating contacts or contacts with resistance circuit, [Ex ia] IIC
- ✔ Transistor signal output (passive); up to 5 kHz
- ✔ Direction of operation can be selected (operating or closed circuit current behavior)
- ✔ LED indicators for supply voltage, switching state, and malfunction according to NAMUR NE 44
- ✔ 3-way electrical isolation
- ✔ 2-channel



## Key Commercial Data

Packing unit	1 pc
GTIN	
GTIN	4046356337335

## Technical data

### Note

Utilization restriction	EMC: class A product, see manufacturer's declaration in the download area
-------------------------	---

### Dimensions

Width	12.5 mm
Height	116.8 mm
Depth	113.7 mm

# Isolation amplifier - MACX MCR-EX-SL-2NAM-T-SP - 2924090

## Technical data

### Ambient conditions

Ambient temperature (operation)	-20 °C ... 60 °C (Any mounting position)
Ambient temperature (storage/transport)	-40 °C ... 80 °C
Maximum altitude	≤ 2000 m
Permissible humidity (operation)	10 % ... 95 % (non-condensing)
Degree of protection	IP20 (not assessed by UL)
Noise immunity	EN 61000-6-2

### Input data

Non-load voltage	~ 8 V DC
Switching points (attenuated)	< 1.2 mA (blocking)
Switching points (unattenuated)	> 2.1 mA (conductive)
Signal input	Intrinsically safe
Available input sources	NAMUR proximity sensors (EN 60947-5-6)
Short-circuit current	~ 8 mA
Switching hysteresis	< 0.2 mA
Line fault detection	Break 0.05 mA < IIN < 0.35 mA
	Short circuit 100 Ω < RSensor < 360 Ω

### Output data

Switching output	1 transistor output, passive (per channel)
Minimum switching voltage	3 V DC
Maximum switching voltage	30 V DC
Min. contact current	5 mA (short-circuit-proof)
Max. switching current	50 mA (short-circuit-proof)
Switching frequency	≤ 5 kHz

### Power supply

Nominal supply voltage	24 V DC
Supply voltage range	19.2 V DC ... 30 V DC (24 V DC -20%...+25%)
Max. current consumption	< 34 mA (24 V DC)
Power dissipation	≤ 1000 mW
Power consumption	0.8 W

### Connection data

Connection method	Push-in connection
Stripping length	8 mm
Conductor cross section solid	0.2 mm <sup>2</sup> ... 1.5 mm <sup>2</sup>
Conductor cross section flexible	0.2 mm <sup>2</sup> ... 1.5 mm <sup>2</sup>
Conductor cross section AWG	24 ... 16

### General

No. of channels	2
Status display	Green LED (supply voltage)

# Isolation amplifier - MACX MCR-EX-SL-2NAM-T-SP - 2924090

## Technical data

### General

	LED yellow (switching state)
	Red LED (line errors)
Degree of pollution	2
Overvoltage category	II
Electromagnetic compatibility	Conformance with EMC directive
Interference emission	EN 61000-6-4
Housing material	PA 6.6-FR
Color	gray
Designation	Input/output
Electrical isolation	375 V (Peak value in accordance with IEC/EN 60079-11)
Designation	Input/output/supply, DIN rail connector
	Input/supply, DIN rail connector
Electrical isolation	375 V (Peak value in accordance with IEC/EN 60079-11)
Designation	Output 1/output 2

### Safety characteristic data

Safety Integrity Level (SIL)	1
	1

### Safety data

Max. internal inductance $L_i$	negligible
Max. internal capacitance $C_i$	1.1 nF
Max. output voltage $U_o$	9.6 V
Max. output current $I_o$	10 mA
Max. output power $P_o$	25 mW
Group	IIC
Max. external inductivity $L_o$	300 mH
Max. external capacitance $C_o$	3.6 $\mu$ F
Additional text	simple circuit
Group	IIC
Max. external inductivity $L_o$	100 mH
Max. external capacitance $C_o$	510 nF
Additional text	mixed circuit
Group	IIC
Max. external inductivity $L_o$	50 mH
Max. external capacitance $C_o$	580 nF
Additional text	mixed circuit
Group	IIC
Max. external inductivity $L_o$	5 mH
Max. external capacitance $C_o$	600 nF
Additional text	mixed circuit

# Isolation amplifier - MACX MCR-EX-SL-2NAM-T-SP - 2924090

## Technical data

### Safety data

Group	IIC
Max. external inductivity $L_o$	1 mH
Max. external capacitance $C_o$	600 nF
Additional text	mixed circuit
Group	IIC
Max. external inductivity $L_o$	10 $\mu$ H
Max. external capacitance $C_o$	600 nF
Additional text	mixed circuit
Group	IIB/IIIC
Max. external inductivity $L_o$	1000 mH
Max. external capacitance $C_o$	26 $\mu$ F
Additional text	simple circuit
Group	IIB/IIA/IIIC
Max. external inductivity $L_o$	100 mH
Max. external capacitance $C_o$	1 $\mu$ F
Additional text	mixed circuit
Group	IIB/IIA/IIIC
Max. external inductivity $L_o$	5 mH
Max. external capacitance $C_o$	1 $\mu$ F
Additional text	mixed circuit
Group	IIB/IIA/IIIC
Max. external inductivity $L_o$	1 mH
Max. external capacitance $C_o$	1 $\mu$ F
Additional text	mixed circuit
Group	IIB/IIA/IIIC
Max. external inductivity $L_o$	10 $\mu$ H
Max. external capacitance $C_o$	1 $\mu$ F
Additional text	mixed circuit
Safety-related maximum voltage $U_m$	253 V AC (125 V DC)

### EMC data

Designation	Electromagnetic RF field
Standards/regulations	EN 61000-4-3
Evaluation criterion	A
Designation	Fast transients (burst)
Standards/regulations	EN 61000-4-4
Evaluation criterion	A
Designation	Conducted interferences
Standards/regulations	EN 61000-4-6
Evaluation criterion	A

# Isolation amplifier - MACX MCR-EX-SL-2NAM-T-SP - 2924090

## Technical data

### Standards and Regulations

Electromagnetic compatibility	Conformance with EMC directive
Noise emission	EN 61000-6-4
Designation	Electromagnetic RF field
Standards/regulations	EN 61000-4-3
Evaluation criterion	A
Standards/regulations	EN 61000-4-4
Designation	Conducted interferences
Standards/regulations	EN 61000-4-6
Evaluation criterion	A
Conformance	CE-compliant, additionally EN 61326
ATEX	# II (1) G [Ex ia Ga] IIC
	# II (1) D [Ex ia Da] IIIC
	# II 3 (1) G Ex nA [ia Ga] IIC T4 Gc
IECEX	[Ex ia Ga] IIC
	[Ex ia Da] IIIC
	Ex nA [ia Ga] IIC T4 Gc
UL, USA/Canada	Class I Div 2; IS for Class I, II, III Div 1
DNV GL-Temperature	B
DNV GL-Humidity	B
DNV GL-Vibration	A
DNV GL-EMC	B
DNV GL-Enclosure	Required protection according to the Rules shall be provided upon installation on board
Group	IIC
	IIC
	IIC
	IIC
	IIC
	IIC

### Conformance/approvals

Designation	CE
Identification	CE-compliant
Additional text	and EN 61326
Designation	ATEX
Identification	# II (1) G [Ex ia Ga] IIC
	# II (1) D [Ex ia Da] IIIC
	# II 3 (1) G Ex nA [ia Ga] IIC T4 Gc
Certificate	IBExU 08 ATEX 1100 X
Designation	IECEX
Identification	[Ex ia Ga] IIC

# Isolation amplifier - MACX MCR-EX-SL-2NAM-T-SP - 2924090

## Technical data

### Conformance/approvals

	[Ex ia Da] IIIC
	Ex nA [ia Ga] IIC T4 Gc
Certificate	IECEX IBE 08.0005X
Designation	UL, USA/Canada
Identification	Class I Div 2; IS for Class I, II, III Div 1
Certificate	#, C.D.-No 83104549
Designation	Shipbuilding approval
Certificate	DNV GL TAA00000AG
Designation	Safety Integrity Level (SIL, IEC 61508)
Identification	2
Designation	EAC Ex
Identification	# [Ex ia Ga] IIC
	# [Ex ia Da] IIIC
Certificate	RU C-DE.AB72.B.00093/19
Designation	INMETRO
Identification	[Ex ia Ga] IIC
	[Ex ia Da] IIIC
	Ex nA [ia Ga] IIC T4 Gc
Certificate	DNV 18.0141 X
Temperature	B
Humidity	B
Vibration	A
EMC	B
Enclosure	Required protection according to the Rules shall be provided upon installation on board

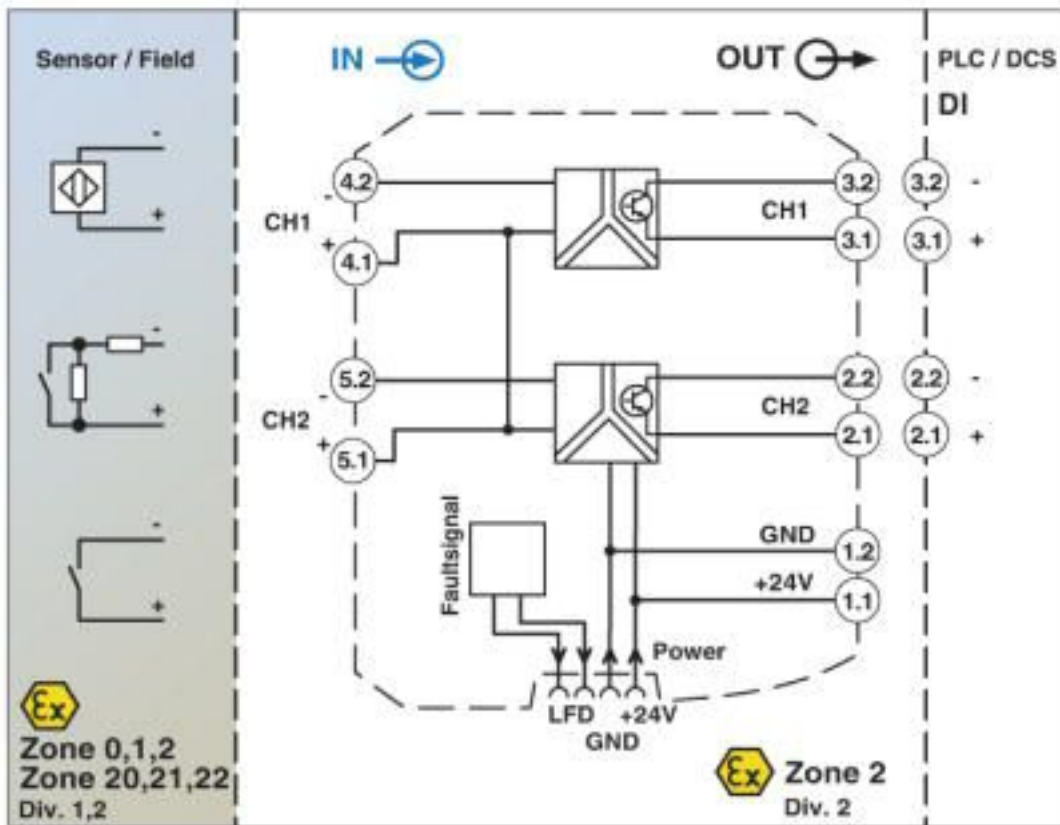
### Environmental Product Compliance

REACH SVHC	Lead 7439-92-1
China RoHS	Environmentally Friendly Use Period = 50 years
	For details about hazardous substances go to tab "Downloads", Category "Manufacturer's declaration"

## Drawings

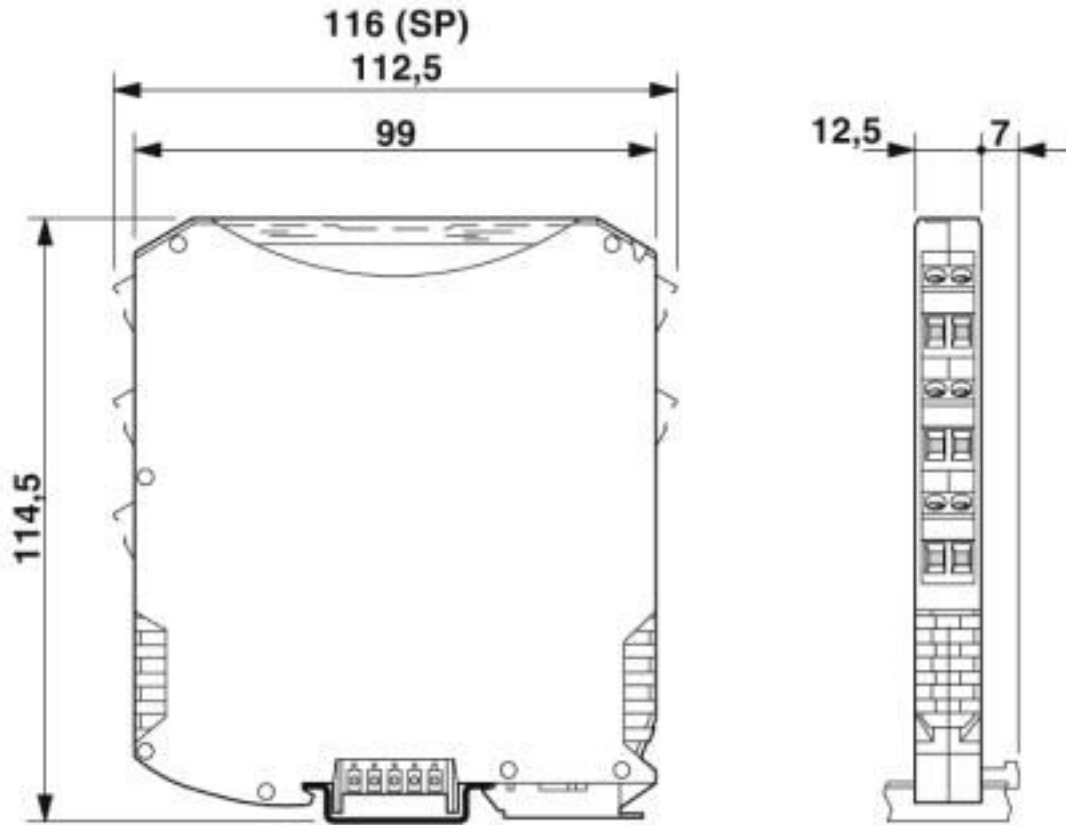
# Isolation amplifier - MACX MCR-EX-SL-2NAM-T-SP - 2924090

Block diagram

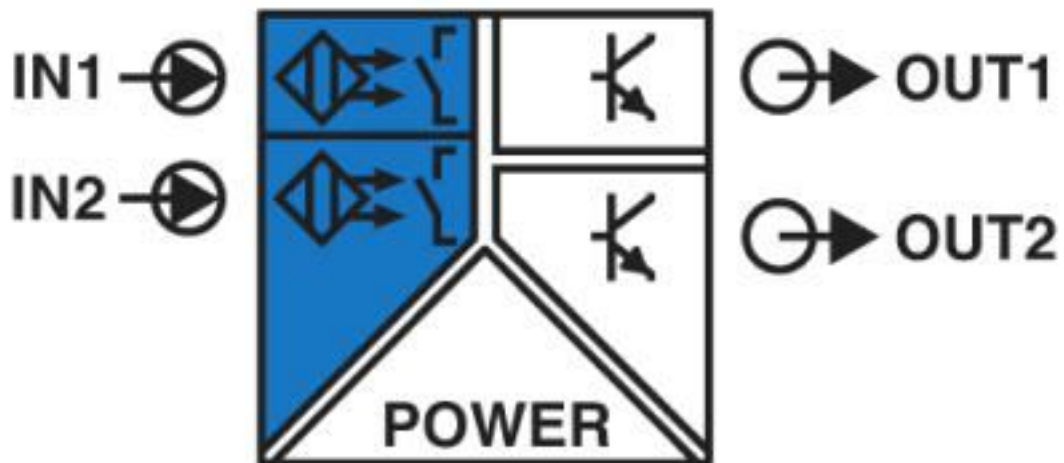


# Isolation amplifier - MACX MCR-EX-SL-2NAM-T-SP - 2924090

Dimensional drawing



Pictogram



## Classifications

eCl@ss

eCl@ss 10.0.1	27210121
---------------	----------



# Isolation amplifier - MACX MCR-EX-SL-2NAM-T-SP - 2924090

## Classifications

### eCl@ss

eCl@ss 4.0	27210100
eCl@ss 4.1	27210100
eCl@ss 5.0	27210100
eCl@ss 5.1	27210100
eCl@ss 6.0	27210100
eCl@ss 7.0	27210121
eCl@ss 8.0	27210121
eCl@ss 9.0	27210121

### ETIM

ETIM 2.0	EC001485
ETIM 3.0	EC001485
ETIM 4.0	EC001485
ETIM 5.0	EC001485
ETIM 6.0	EC001485
ETIM 7.0	EC001485

### UNSPSC

UNSPSC 6.01	30211506
UNSPSC 7.0901	39121008
UNSPSC 11	39121008
UNSPSC 12.01	39121008
UNSPSC 13.2	39121008
UNSPSC 18.0	39121008
UNSPSC 19.0	39121008
UNSPSC 20.0	39121008
UNSPSC 21.0	39121008

## Approvals

### Approvals

---

#### Approvals

DNV GL / UL Listed / cUL Listed / Functional Safety / cULus Listed

---

#### Ex Approvals

IECEX / ATEX / UL Listed / cUL Listed / EAC Ex / cULus Listed

---

### Approval details

# Isolation amplifier - MACX MCR-EX-SL-2NAM-T-SP - 2924090

## Approvals

DNV GL		<a href="https://approvalfinder.dnvgl.com/">https://approvalfinder.dnvgl.com/</a>	TAA00000AG
--------	--	---	------------

UL Listed		<a href="http://database.ul.com/cgi-bin/XYV/template/LISEXT/1FRAME/index.htm">http://database.ul.com/cgi-bin/XYV/template/LISEXT/1FRAME/index.htm</a>	FILE E 330267
-----------	--	---	---------------

cUL Listed		<a href="http://database.ul.com/cgi-bin/XYV/template/LISEXT/1FRAME/index.htm">http://database.ul.com/cgi-bin/XYV/template/LISEXT/1FRAME/index.htm</a>	FILE E 330267
------------	--	---	---------------

Functional Safety			07-06-39 R006 V1R2
-------------------	--	--	--------------------

cULus Listed			
--------------	--	--	--

## Accessories

### Accessories

Component terminal block

Component terminal block - UKK 5-2R/NAMUR - 2941662



Double-level terminal block, with preassembled resistors

### Device marking

Plastic label - UC-EMLP (11X9) - 0819291



Plastic label, Sheet, white, unlabeled, can be labeled with: BLUEMARK ID COLOR, BLUEMARK ID, BLUEMARK CLED, PLOTMARK, CMS-P1-PLOTTER, mounting type: adhesive, lettering field size: 11 x 9 mm, Number of individual labels: 10

## Isolation amplifier - MACX MCR-EX-SL-2NAM-T-SP - 2924090

### Accessories

Plastic label - UC-EMLP (11X9) YE - 0822602



Plastic label, Sheet, yellow, unlabeled, can be labeled with: BLUEMARK ID COLOR, BLUEMARK ID, BLUEMARK CLED, PLOTMARK, CMS-P1-PLOTTER, mounting type: adhesive, lettering field size: 11 x 9 mm, Number of individual labels: 10

---

Plastic label - UC-EMLP (11X9) SR - 0828094



Plastic label, Sheet, silver, unlabeled, can be labeled with: BLUEMARK ID COLOR, BLUEMARK ID, BLUEMARK CLED, PLOTMARK, CMS-P1-PLOTTER, mounting type: adhesive, lettering field size: 11 x 9 mm, Number of individual labels: 10

---

Plastic label - US-EMLP (11X9) - 0828789



Plastic label, Card, white, unlabeled, can be labeled with: BLUEMARK ID COLOR, BLUEMARK ID, THERMOMARK PRIME, THERMOMARK CARD 2.0, THERMOMARK CARD, mounting type: adhesive, lettering field size: 11 x 9 mm, Number of individual labels: 135

---

Plastic label - US-EMLP (11X9) YE - 0828871



Plastic label, Card, yellow, unlabeled, can be labeled with: BLUEMARK ID COLOR, BLUEMARK ID, THERMOMARK PRIME, THERMOMARK CARD 2.0, THERMOMARK CARD, mounting type: adhesive, lettering field size: 11 x 9 mm, Number of individual labels: 135

---

Plastic label - US-EMLP (11X9) SR - 0828872



Plastic label, Card, silver, unlabeled, can be labeled with: BLUEMARK ID COLOR, BLUEMARK ID, THERMOMARK PRIME, THERMOMARK CARD 2.0, THERMOMARK CARD, mounting type: adhesive, lettering field size: 11 x 9 mm, Number of individual labels: 135

---

## Isolation amplifier - MACX MCR-EX-SL-2NAM-T-SP - 2924090

### Accessories

Device marker - LS-EMLP (11X9) WH - 0831678

Device marker, Sheet, white, unlabeled, can be labeled with: TOPMARK NEO, TOPMARK LASER, mounting type: adhesive, lettering field size: 11 x 9 mm, Number of individual labels: 255



Device marker - LS-EMLP (11X9) YE - 0831732

Device marker, Sheet, yellow, unlabeled, can be labeled with: TOPMARK NEO, TOPMARK LASER, mounting type: adhesive, lettering field size: 11 x 9 mm, Number of individual labels: 255



Device marker - LS-EMLP (11X9) SR - 0831705

Device marker, Sheet, silver, unlabeled, can be labeled with: TOPMARK NEO, TOPMARK LASER, mounting type: adhesive, lettering field size: 11 x 9 mm, Number of individual labels: 255



### DIN rail connector

DIN rail bus connectors - ME 6,2 TBUS-2 1,5/5-ST-3,81 GN - 2869728



DIN rail connector for DIN rail mounting. Universal for TBUS housing. Gold-plated contacts, 5-pos.

### End cover

End cover - D-UKK 3/5 - 2770024



End cover, length: 56 mm, width: 2.5 mm, height: 52 mm, color: gray

## Isolation amplifier - MACX MCR-EX-SL-2NAM-T-SP - 2924090

### Accessories

End cover - D-UKK 3/5 BU - 2770105



End cover, length: 56 mm, width: 2.5 mm, height: 62 mm, color: blue

---

### Insulating sleeve

Insulating sleeve - MPS-IH BK - 0201731

Insulating sleeve, color: black



Insulating sleeve - MPS-IH GY - 0201728

Insulating sleeve, color: gray



Insulating sleeve - MPS-IH GN - 0201702

Insulating sleeve, color: green



Insulating sleeve - MPS-IH YE - 0201692

Insulating sleeve, color: yellow



## Isolation amplifier - MACX MCR-EX-SL-2NAM-T-SP - 2924090

### Accessories

Insulating sleeve - MPS-IH BU - 0201689

Insulating sleeve, color: blue



Insulating sleeve - MPS-IH RD - 0201676

Insulating sleeve, color: red



Insulating sleeve - MPS-IH WH - 0201663

Insulating sleeve, color: white



### Labeled device marker

Plastic label - UC-EMLP (11X9) CUS - 0824547



Plastic label, can be ordered: by sheet, white, labeled according to customer specifications, mounting type: adhesive, lettering field size: 11 x 9 mm

---

Plastic label - UC-EMLP (11X9) YE CUS - 0824548



Plastic label, can be ordered: by sheet, yellow, labeled according to customer specifications, mounting type: adhesive, lettering field size: 11 x 9 mm

---

## Isolation amplifier - MACX MCR-EX-SL-2NAM-T-SP - 2924090

### Accessories

Plastic label - UC-EMLP (11X9) SR CUS - 0828098



Plastic label, can be ordered: by sheet, silver, labeled according to customer specifications, mounting type: adhesive, lettering field size: 11 x 9 mm, Number of individual labels: 10

---

### Module carrier

Module carrier - TC-D37SUB-ADIO16-EX-P-UNI - 2924854



Universal termination carrier for connecting 16 MACX Analog Ex i signal conditioners to digital or analog I/O cards, via D-SUB connector, 37-pos. (1:1 connection)

Module carrier - TC-D37SUB-AIO16-EX-PS-UNI - 2902932



Universal termination carrier for connecting 16 MACX Analog Ex i signal conditioners to digital or analog I/O cards, via D-SUB connector, 37-pos. (1:1 connection), with HART multiplexer connection

---

### Power module

Power and error message module - MACX MCR-PTB - 2865625



Power and fault signaling module with screw connection, including corresponding ME 17,5 TBUS 1,5/ 5-ST-3,81 GY DIN rail connector

Power and error message module - MACX MCR-PTB-SP - 2924184



Power and fault signaling module with Push-in connection, including corresponding ME 17,5 TBUS 1,5/ 5-ST-3,81 GY DIN rail connector

---

### Test plug terminal block

## Isolation amplifier - MACX MCR-EX-SL-2NAM-T-SP - 2924090

### Accessories

Test plugs - MPS-MT - 0201744



Test plugs, with solder connection up to 1 mm<sup>2</sup> conductor cross section, color: gray

---

Phoenix Contact 2020 © - all rights reserved  
<http://www.phoenixcontact.com>

PHOENIX CONTACT GmbH & Co. KG  
Flachsmarktstr. 8  
32825 Blomberg  
Germany  
Tel. +49 5235 300  
Fax +49 5235 3 41200  
<http://www.phoenixcontact.com>



## X-ON Electronics

Largest Supplier of Electrical and Electronic Components

*Click to view similar products for [DIN Rail Terminal Blocks](#) category:*

*Click to view products by [Phoenix Contact](#) manufacturer:*

Other Similar products are found below :

[00110420202](#) [8WA1011-1BH23](#) [8WA1011-1EF20](#) [91.010](#) [9102100000](#) [91.040](#) [9123140000](#) [9123140001](#) [RBO 5-T-B-HEX](#) [1333564](#) [DP25-GY-ND](#) [1431306](#) [1433306](#) [90.070](#) [91.020](#) [912314](#) [260-301\\_NR](#) [2757571](#) [280-331](#) [280-560](#) [280-564](#) [281-611/281-542](#) [281-673/281-411](#) [281-994](#) [283-317](#) [283-607](#) [2909798](#) [264-724](#) [264-726](#) [280-530](#) [280-555](#) [280-619](#) [281-610](#) [281-622/281-417](#) [284-317](#) [284-601](#) [2907033](#) [3048496](#) [5542152](#) [35956](#) [USK 10](#) [102510](#) [1025100000](#) [5520682](#) [5607102](#) [EMH 25-ZE30](#) [591620-2](#) [UM 45-SEFE M.NUT BK](#) [1-591651-1](#) [8671050000](#)